



FLUKE®

2018 - 2019 TEST TOOLS CATALOGUE

70

1948 2018

YEARS
OF INNOVATION

70

1948 2018
Years of innovation

Fluke's first 70₁₉₄₈₋₂₀₁₈ years

Keeping your world up and running.

Ever since our first meter in 1948, Fluke technologies have helped shape the nature of electrical testing and troubleshooting. Our instruments are in the toolboxes of professionals across the world—people who stake their reputations on their measurements. Seventy years' of innovation have established our reputation for rugged, safe, easy to use and top quality portable tools.

Why choose Fluke?

- With 70 years of innovation, Fluke tools are designed with you in mind.
- Fluke tools are known for portability, ruggedness, safety ease of use, accuracy and rigid standards of quality.
 - Our service team offers a range of capabilities beyond repairing and calibrating your instrument.
 - We help you keep up on the latest technologies and safety standards with hands-on seminars, online trainings and quick reads.
 - Over 40 of our tools now use the Fluke Connect® app and online dashboard to help you save and share data, act on events, and increase workplace safety.



CONTENTS

Fluke Corporation is the world leader in compact and professional electronic test tools. From industrial maintenance to commercial building operations, Fluke tools deliver the testing and troubleshooting capabilities to keep the world up and running.

 2 New From Fluke	 4 Fluke Connect®	 12 Digital Multimeters	 25 Bench Multimeters
 26 Clamp Meters	 33 Battery Testers	 35 Electrical Testers	 43 Laser Levels
 44 Laser Distance Meters	 45 Infrared Thermometers	 52 Infrared Cameras	 64 Indoor Air Quality
 71 Insulation Testers	 76 Earth Ground Testers	 81 Multifunction Installation Testers	 82 Portable Appliance Testers
 84 Power Quality	 95 Scopemeters®	 100 Process Calibration	 129 Vibration and Alignment
 134 Intrinsically Safe Tools	 136 Accessories	 164 Fluke Toolkits	 169 Fluke Networks

NEW FROM FLUKE

Fluke T6-1000 Electrical Tester



Now you can measure voltage without test leads.

- Be safer: Measure voltage to 1000 V AC through the open fork, without test leads
- Be faster: No need to open covers or remove wire nuts
- Be more efficient: Simultaneously measure voltage and current
- Be everywhere: 17.8 mm open fork is widest in the industry; measure up to 200 A on 120 mm² wire.
- Go beyond simple detection. Actually measure AC voltage and current values without test leads.
- True-RMS voltage and current

For more information on the Fluke T6 Series Electrical Testers, see page 36



Fluke Laser Levels



Rugged, precision tools for efficient layout.

- Designed and tested to survive a one metre drop
- Fluke 3-point laser levels are accurate to 6 mm at 30 metres, and Fluke continuous line laser levels are accurate to 3 mm at 10 metres
- Fast settling, self-leveling gimbal gives you accurate reference points and lines almost instantly
- Green laser is up to 3 times brighter for improved visibility and long range applications
- Includes floor stand for fast, easy overhang and centerline measurements

For more information on the Fluke Laser Level range, see page 43



Fluke Ti450 SF₆ Gas Detector & Infrared Camera



Two critical solutions in one remarkable infrared camera.

- Detects the location of the SF₆ leak without shutting down equipment
- Quick entry/exit button allowing quick toggling between gas imaging and infrared mode
- 320 x 240 resolution for gas and infrared images; SuperResolution increases to 640 x 480, only in infrared mode
- Get in-focus images in both infrared and gas modes with a touch of a button with Fluke's LaserSharp® Auto Focus

For more information on the Fluke Ti450 SF₆ Gas Detector, see page 56



Fluke 729 Automatic Pressure Calibrator



Portable automatic pressure calibrator simplifies pressure calibration.

- Automatic pressure generation and regulation up to 300 psi
- Easily document the process using onboard test templates
- Measure, source and simulate 4 to 20 mA signals
- 24V loop power for powering transmitters for tests
- HART communication for testing HART smart transmitters

For more information on the Fluke 729 Automatic Pressure Calibrator, see page 121



NEW FROM FLUKE

Fluke 1742, 1746 and 1748 Power Quality Loggers



Fast, easy access to the data you need to make critical decisions.

- Measure all three voltage and current phases plus the neutral current
- Comprehensive logging: More than 20 separate logging sessions can be stored in the instrument
- Fully compliant with intentional power quality standards such as IEC 61000-4-30 and AS/NZ 61000.4.30 Class A and capable of simultaneously logging up to 500 parameters while also capturing events
- Rugged and reliable: Designed to withstand harsh installation environments

For more information on the Fluke 1740 Series Power Quality Loggers, see page 90



Fluke 64 MAX IR Thermometer



Rugged, designed and tested to survive a 3 metre drop.

- Precise laser technology for more accurate and repeatable measurements
- Flashlight and large, easy-to-read backlit LCD display for easy viewing even in dark environments
- 30 hour battery life so your tool can perform as long as you need it to
- 99 data point logging
- IP54 rated for extra protection against airborne contaminants

For more information on the Fluke 64 MAX IR Thermometer, see page 49



Fluke DS701 and DS703 High Resolution Diagnostic Scopes



Putting high-resolution images in the palm of your hand.

- High definition probe with dual-view camera
- Processing speeds that render a smooth, clear, consistent image
- 7" LCD screen for easy viewing
- Macro to micro zoom function
- Adjustable lighting to capture the best image
- Up is Up® technology for an appropriate orientation, regardless of probe location

For more information on the Fluke DS701 and DS703 Diagnostic Scopes, see page 61



Fluke 1630-2 FC Earth Ground Clamp



Stakeless measurement.

- Wireless earth ground clamp delivers fast, indoor/outdoor ground loop and leakage tests without driving stakes
- Identify AC leakage currents without disconnecting earth ground stake from grounding system
- Ideal for system troubleshooting
- Saves up to 32,760 measurements of set logging interval

For more information on the Fluke 1630-2 FC Earth Ground Clamp, see page 79



SEE IT. SAVE IT. SHARE IT.

All the facts, right in the field.

DOWNLOAD THE FREE APP!
The Fluke Connect App that turns your phone into a Fluke Tool.

By using the Fluke Connect® App, you can efficiently and safely capture, store and share maintenance data without leaving the field. You can securely connect and collaborate with others, so they can see what you see.



Share from anywhere

Stay on the same page even when you and your team are in different places, only with ShareLive™ video call. Securely connect and collaborate with others, so they can see what you see. Get approvals without leaving the field.



Troubleshoot faster

Instantly trend and monitor intermittent problems with TrendIt™ graphs so you can easily identify trends and stop problems before they happen. Seeing is believing—trend data over time and prove your point.



Save Time Reporting

Make better decisions faster than before. Organise your measurements by asset in one location with EquipmentLog™ history. Measure once, and cut out the paper with AutoRecord™ measurements.

When your measurements are associated with equipment, there is no need to record in the field and then transcribe into an office computer. Make decisions quicker than before by viewing temperature, mechanical, electrical and vibration measurements from one location.



Lock down your data

The Fluke Cloud™ storage infrastructure has been built to be one of the most flexible and secure cloud computing environments available today. Our cloud service provider uses state-of-the-art electronic surveillance, multi-factor access controls and 24/7 data centre staffing to make Fluke Cloud one of the most flexible and secure cloud computing environments available.

FLUKE CONNECT®



Learn More → www.fluke.com/au/connect

The Fluke Connect App displays readings from up to ten modules on the iPhone and six modules on an Android device. A vast range of Fluke Infrared Cameras display their own measurements plus readings from up to five wireless modules. The 3000 FC Wireless Digital Multimeter displays its own readings plus measurements from up to three wireless modules. The 173X Power Loggers and 174X Power Quality Loggers display their own measurements plus readings from up to two wireless modules.

Fluke Connect™ tools	Fluke Connect App – iOS and Android™	TiX580/560/520/500 Infrared Cameras	Ti480/PRO/450/PRO/400/300/200 Infrared Cameras	TiSxx Series Infrared Cameras	3000 FC Digital Multimeter	902 FC True-RMS HVAC Clamp Module	376/375/374 FC True-RMS Clamp Module	a3000 FC/a3001 FC AC Current Clamp Module	a3002 FC AC/DC Current Clamp Module	a3003 FC/a3004 FC DC Current Clamp Module	v3000 FC AC Voltage Module	v3001 FC DC Voltage Module	t3000 FC Temperature Module	1555/1550C Insulation Resistance Testers	1742/1746/1748 Power Quality Loggers	1732/1734/1736/1738 Electrical Loggers	729 FC Automatic Pressure Callibrator	787B/789 ProcessMeter™	1587 FC Insulation Multimeter	1664 FC Multifunction Installation Tester	805 FC Vibration Tester	125B/124B/123B ScopeMeters®	279 FC Digital Thermal Multimeter	1630-2 FC Earth Ground Clamp	368/369 FC Leakage Current Clamps
Fluke Connect App – iOS and Android™	•	•	•	•	•	•	•	•	•	•	•	•	•	•	•	•	•	•	•	•	•	•	•	•	•
TiX580/560/520/500 Infrared Cameras	•	•	•	•	•	•	•	•	•	•	•	•	•	•	•	•	•	•	•	•	•	•	•	•	•
Ti480/PRO/450/PRO/400/300/200 Infrared Cameras	•	•	•	•	•	•	•	•	•	•	•	•	•	•	•	•	•	•	•	•	•	•	•	•	•
TiS75/65/60/55/50/45/40/20/10 Infrared Cameras	•	•	•	•	•	•	•	•	•	•	•	•	•	•	•	•	•	•	•	•	•	•	•	•	•
3000 FC Digital Multimeter	•	•	•	•	•	•	•	•	•	•	•	•	•	•	•	•	•	•	•	•	•	•	•	•	•
a3000 FC/a3001 FC AC Current Clamp Module	•	•	•	•	•	•	•	•	•	•	•	•	•	•	•	•	•	•	•	•	•	•	•	•	•
902 FC True-RMS HVAC Clamp Meter	•	•	•	•	•	•	•	•	•	•	•	•	•	•	•	•	•	•	•	•	•	•	•	•	•
376/375/374 FC True-RMS Clamp Meters	•	•	•	•	•	•	•	•	•	•	•	•	•	•	•	•	•	•	•	•	•	•	•	•	•
a3002 FC AC/DC Current Clamp Module	•	•	•	•	•	•	•	•	•	•	•	•	•	•	•	•	•	•	•	•	•	•	•	•	•
a3003 FC/a3004 FC DC Current Clamp Module	•	•	•	•	•	•	•	•	•	•	•	•	•	•	•	•	•	•	•	•	•	•	•	•	•
v3000 FC AC Voltage Module	•	•	•	•	•	•	•	•	•	•	•	•	•	•	•	•	•	•	•	•	•	•	•	•	•
v3001 FC DC Voltage Module	•	•	•	•	•	•	•	•	•	•	•	•	•	•	•	•	•	•	•	•	•	•	•	•	•
t3000 FC Temperature Module	•	•	•	•	•	•	•	•	•	•	•	•	•	•	•	•	•	•	•	•	•	•	•	•	•
1555/1550C Insulation Resistance Testers	•	•	•	•	•	•	•	•	•	•	•	•	•	•	•	•	•	•	•	•	•	•	•	•	•
1742/1746/1748 Power Quality Loggers	•	•	•	•	•	•	•	•	•	•	•	•	•	•	•	•	•	•	•	•	•	•	•	•	•
1732/1734/1736/1738 Electrical Loggers	•	•	•	•	•	•	•	•	•	•	•	•	•	•	•	•	•	•	•	•	•	•	•	•	•
787B/789 ProcessMeter™	•	•	•	•	•	•	•	•	•	•	•	•	•	•	•	•	•	•	•	•	•	•	•	•	•
1587 FC Insulation Multimeter	•	•	•	•	•	•	•	•	•	•	•	•	•	•	•	•	•	•	•	•	•	•	•	•	•
1664 FC Installation Tester	•	•	•	•	•	•	•	•	•	•	•	•	•	•	•	•	•	•	•	•	•	•	•	•	•
805 FC Vibration Tester	•	•	•	•	•	•	•	•	•	•	•	•	•	•	•	•	•	•	•	•	•	•	•	•	•
125B/124B/123B ScopeMeters®	•	•	•	•	•	•	•	•	•	•	•	•	•	•	•	•	•	•	•	•	•	•	•	•	•
279 FC Thermal Multimeter	•	•	•	•	•	•	•	•	•	•	•	•	•	•	•	•	•	•	•	•	•	•	•	•	•
1630-2 FC Earth Ground Clamp	•	•	•	•	•	•	•	•	•	•	•	•	•	•	•	•	•	•	•	•	•	•	•	•	•
368/369 FC Leakage Current Clamps	•	•	•	•	•	•	•	•	•	•	•	•	•	•	•	•	•	•	•	•	•	•	•	•	•
ir3000 FC Wireless Connector	•	Connect adapter to: Fluke 787B, 789, 289, 287, 1550C, 1555																							

Fluke a3000 FC, a3001 FC, a3002 FC Wireless Current Clamp Modules



Fluke a3000 FC

a3000 FC Wireless AC Current Clamp Module

A true RMS Current Clamp Meter that wirelessly relays measurements to other Fluke Connect® enabled master units.

- Measure up to 400 A AC
- Logging function: record and save up to 65,000 readings
- Use as a standalone meter or as part of a system
- Inrush function
- Weight: 0.22 kg
- Three year warranty



a3001 FC Wireless iFlex™ AC Current Module

A iFlex™ AC Current Module that wirelessly relays measurements to other Fluke Connect enabled master-units. It allows you to measure around awkward sized conductors or get into tight spaces and makes wire access easier.

- Measure up to 2500 A AC
- Logging function: record and save up to 65,000 readings
- Use as a standalone meter or as part of a system
- Inrush function
- Weight: 0.22 kg
- Three year warranty



a3002 FC Wireless AC/DC Current Module

For use with the i410 or i1010 AC/DC current clamps (sold separately). Wirelessly relay measurements from the i410 or i1010 clamp accessory to other Fluke Connect™ enabled master units.

- Measure up to 400 A AC or 400 A DC with i410
- Measure up to 600 A AC or 1000 A DC with i1010
- Use as a meter alone or as part of a system
- Record and save up to 65,000 readings
- Weight: 0.255 kg
- Three year warranty



Fluke a3001 FC



Fluke a3002 FC

Specifications

	a3000 FC	a3001 FC	a3002 FC
Range	0.5 A to 400.0 A AC	0.5 A to 2500 A AC	up to 600 A AC and 1000 A DC (with I1010 Current Clamp)
Resolution	0.1 A		
Accuracy	400.0 A: 2 % ± 5 digits (10Hz to 100Hz), 2.5 % ± 5 digits (100Hz to 500Hz)	3 % ± 5 digits (5Hz to 500Hz)	AC: 1.0% + 3 DC: 0.5% + 3 (45Hz to 1000Hz)
Inrush	Max displayed reading: 999.9A		
Crest Factor (50Hz/60Hz)	3 at 500 A, 2.5 at 600 A, 1.42 at 1000 A, add 2 % for C.F. > 2	3.0 at 1100 A, 2.5 at 1400 A, 1.42 at 2500 A, add 2 % for C.F. > 2	
LCD w/backlight	3½ digits		3 ½ digits, 6000 counts, 4/sec update rate
Log rate/interval	1 sec minimum/adjustable by PC or FC App		
Battery type/life	2 AA, NEDA 15 A, IEC LR6 / 400 hours		
RF communications	2.4 GHz ISM Band		
RF communication range	Open air, unobstructed: Up to 20 m. Obstructed, sheetrock wall: Up to 6.5m. Obstructed, concrete wall or steel electrical enclosure: Up to 3.5 m		
Operating & Storage temp	-10 °C to +50 °C / -40 °C to +60 °C		
Temperature coefficient	Add 0.1 X (specified accuracy) / °C (<18 °C or >28 °C)		
Operating humidity	0 % to 90 % (0 °C to 35 °C), 0 % to 75 % (35 °C to 40 °C), 0 % to 45 % (40 °C to 50 °C)		
EMC	EN 61326-1:2006		
Safety compliance	IEC 61010-1, 600 V CAT III, 3rd edition Pollution Degree 2	IEC 61010-1, 600 V CAT IV/1000 V CAT III, 3rd edition Pollution Degree 2	
Safety rating	CAT III 600 V	CAT IV 600 V, CAT III 1000 V	
Certifications	CSA, CE, FCC: T68-FBLE IC: 6627A-FBLE		
Ingress Protection rating	IP30	IP42	
Jaw Opening	64 mm	25.4 cm coil	
Size (HxWxD in cm)	16.5 x 6.35 x 3.56	16.5 x 6.35 x 1.4	16.0 x 6.6 x 3.8
Save and record	Up to 65,000 readings		

Recommended Accessories



Recommended Kits



Included Accessories

iFlex™ i2500 Flexible Current Probe (a3001FC), Magnetic Hanging Strap (a3002FC).

Ordering Information

FLK-A3000 FC	Wireless AC Current Clamp Module
FLK-A3001 FC	Wireless iFlex AC Current Module
FLK-A3002 FC	Wireless AC/DC Current Module
FLK-A3000 FC KIT	Wireless AC Current Clamp Kit
FLK-A3001 FC KIT	Wireless iFlex AC Current Kit

Contact your local distributor for price and availability.
www.fluke.com/au/wtb

Fluke a3003 FC and a3004 FC Wireless Current Clamp Modules



Fluke a3003 FC

a3003 FC Wireless 2000 A DC Current Clamp Module

The a3003 is the tool of choice for high current DC ammeter applications that require measurements up to 2000 A DC. The extra-wide jaw easily clamps around large conductors, typically found in mining, utility, marine, rail or other heavy manufacturing industries where large DC currents or large current carrying cables are found.

The a3003's unique jaw construction allows for a wide measurement range meaning that you can accurately make measurements from 10 A DC to 2000 A DC.

- Measures from 10 A to 2000 A DC
- Large jaw size (64 mm) for measuring large, high current conductors
- Logging function: record and save up to 65,000 readings
- Weight: 0.65 kg
- Three year warranty



Fluke a3004 FC

a3004 FC Wireless 4-20 mA DC Clamp Module

A fully functional current clamp meter the a3004 tests or troubleshoots 4-20 mA control loops used with drive systems, PLC's, or building energy management systems. Now you can troubleshoot and repair 4-20 mA loops without breaking the loop or bringing down the system and save time.

- Send data to your laptop and go from logging to analysis and diagnosis.
- Use the Fluke Connect® wireless USB adapter to collect logged data from remote modules by walking past a working module and downloading logged data
- Logging function: record and save up to 65,000 readings
- Perform for analysis with your PC and share the results using Fluke Cloud™ storage and ShareLive™ video call
- Weight: 0.299 kg
- Three year warranty



Specifications


	a3003 FC	a3004 FC
Range	1.0A to 999.9 A DC 1000 A to 2000 A DC	0.05 mA to 20.99 mA DC 21.0 mA to 99.9 mA DC
Resolution	0.1 A 1 A	0.01 mA 0.1 A
Accuracy	2% ± 5 digits 2.5% ± 5 digits	0.2% ± 5 digits 1.0% ± 5 digits
LCD w/backlight	3½ digits	
Log rate/interval	1 sec minimum/adjustable by PC or front pannel	
Battery type	2 AA, NEDA 15 A, IEC LR6	
Battery life	120 hours	45 hours
Memory	Record up to 65,000 readings	
RF communications	2.4 GHz ISM Band	
RF communication range	Open air, unobstructed: Up to 20 m, Obstructed, sheetrock wall: Up to 6.5 m, Obstructed, concrete wall or steel electrical enclosure: Up to 3.5 m	
Operating Temperature	-10°C to +50°C	
Storage Temperature	-40°C to +60°C	
Temperature coefficient	Add 0.1 X (specified accuracy) /°C (< 18°C or > 28°C)	
Operating humidity	90% at 35°C, 75% at 40°C, 45% at 50°C	
Altitude	Operating 2,000 m, Storage 12,000 m	
EMC	EN 61326-1:2013	
Safety compliance	IEC 61010-1, CAT IV 600 V, CAT III 1000 V, 3rd edition	
Safety rating	CAT IV 600 V, CAT III 1000V	
Certifications	cCSAus, CE, FCC: T68-FBLE IC: 6627A-FBLE	
Ingress Protection rating	IP42	
Jaw Opening	64 mm	4.5mm
Size (HxWxD in cm)	16.5 x 6.35 x 3.56	16.5 x 6.35 x 1.4



Recommended Accessories



Download the FREE Fluke Connect App today



Included Accessories

2000 A Clamp Attachment (a3003), 4-20 mA Clamp Attachment (a3004), Batteries, Hanging Strap, Quick Start Guide.

Ordering Information

- FLK-A3003 FC** Wireless 2000 AMP DC Module
- FLK-A3004 FC** Wireless 4-20 mA DC Module

Contact your local distributor for price and availability.
www.fluke.com/au/wtb

Fluke v3000 FC AC and v3001 FC DC Wireless Voltage Modules



Fluke v3000 FC



Fluke v3001 FC



v3000 FC Wireless True-RMS AC Voltage Module

A fully functional True-RMS Voltage Meter that wirelessly relays AC voltage measurements to other Fluke Connect® enabled master units.

- True-RMS AC Voltage Module
- Measure up to 1000 V
- Use as a standalone meter or as part of the system
- Record and save up to 65,000 readings
- Weight: 0.22 kg
- Three year warranty

Range ¹	Resolution	Accuracy ^{2,3,4}	
		45 Hz to 500 Hz	500 Hz to 1 kHz
6.000 V	0.001 V	1.0 % + 3	2.0 % + 3
60.000 V	0.01 V		
600.0 V	0.1 V		
1000 V	1 V		

¹ All AC voltage ranges are specified from 1 % of range to 100 % of range.
² Crest factor of ≤ 3 at full scale up to 500 V, decreasing linearly to crest factor ≤ 1.5 at 1000 V.
³ For non-sinusoidal waveforms, add -[2 % of reading + 2 % full scale] typical, for crest factor up to 3.
⁴ Do not exceed 106 V-Hz.

v3001 FC Wireless DC Voltage Module

A fully functional DC Voltage Meter that wirelessly relays DC voltage measurements to other Fluke Connect enabled master units.

- Measure up to 1000 V DC
- Use as a standalone meter or as part of the system
- Record and save up to 65,000 readings
- Weight: 0.255 kg
- Three year warranty

Function	Range	Resolution	Accuracy
mV DC	600.0 mV	0.1 mV	0.09 % +3
V DC	6.000V	0.001 V	0.09 % +3
	60.00 V	0.01 V	
	600.0 V	0.1 V	
	1000 V	1 V	0.15 % + 2

Specifications

v3000 FC / v3001 FC	
LCD w/backlight	3½ digits, 6000 counts, updates 4/sec
Battery type	2 AA, NEDA 15 A, IEC LR6
Log rate/Interval	Adjustable by PC from 1 sec to 1 hr, default 1 min
Battery life	400 hours
Memory	Record up to 65000 readings
RF communications	2.4 GHz ISM Band
RF communication range	Open air, unobstructed: Up to 20 m, Obstructed, sheetrock wall: Up to 6.5 m, Obstructed, concrete wall or steel electrical enclosure: Up to 3.5 m
Operating temperature	-10 °C to +50 °C
Storage temperature	-40 °C to +60 °C
Temperature coefficient	0.1 X (specified accuracy)/°C (< 18 °C or > 28 °C)
Operating humidity	90 % at 35 °C, 45 % at 40 °C, 45 % at 50 °C
Altitude	Operating: 2,000 m, Storage: 12,000 m
EMC	EN 61326-1:2006
Safety compliance	ANSI/ISA 61010-1 / (82.02.01): 3rd edition, CAN/CSA-C22.2 No 61010-1-12: 3rd edition, UL 61010-1: 3rd edition, IEC/EN 61010-1:2010
Safety rating	CAT IV 600 V, CAT III 1000 V
Certifications	CSA, CE, FCC: T68-FBLE IC: 6627A-FBLE
Ingress Protection (IP) rating	IP42
Pollution Degree	2
Size (HxWxD)	16.5 cm x 6.35 cm x 1.4 cm



Recommended Accessories



Recommended Kits

Buy more, Save more



Fluke Wireless v3003 FC AC-DC Voltage Measurement Kit

For more details see page 165

Included Accessories

v3000 FC: TL224 Test Leads, AC285 Alligator Clips, Magnetic Hanging Strap.
v3001 FC: TL222 Test Leads, AC220 Alligator Clips, Magnetic Hanging Strap

Ordering Information

- FLK-V3000 FC** Wireless AC Voltage Module
- FLK-V3001 FC** Wireless DC Voltage Module
- FLK-V3000 FC KIT** Wireless AC Voltage Kit
- FLK-V3001 FC KIT** Wireless DC Voltage Kit
- FLK-V3003 FC KIT** Wireless AC-DC Voltage Measurement Kit

Fluke Connect®

Fluke t3000 FC Wireless K-Type Temperature Module



Fluke t3000 FC



The Fluke t3000 FC Wireless K-Type Temperature Module is one member of a family of wireless test tools that let you share test data using the Fluke Connect® app with ShareLive™ video call.

Fluke Connect Wireless Test Tools put tools, not your body, near live electrical panels. It's simple. Connect the t3000 FC wireless temperature module, or any of the other Fluke Connect remote modules, and read the results on the Fluke Connect Wireless Multimeter or a portable PC from a safe distance. Better still, the Fluke Connect test tools can send measurement data to your smartphone, so you can save and share measurements from the field with your team anytime, from anywhere.

Using t3000 FC temperature modules, you can:

- Spot temperature differences between three phases in 1/3 the time of previous methods.
- Send data to your laptop and go from logging to analysis and diagnosis
- Record over time to monitor circuit load changes for an hour, a shift or a week
- Use the Fluke Connect wireless USB adapter to collect logged data from remote modules by walking past a working module and downloading logged data
- Perform for analysis with your PC and share the results using Fluke Cloud™ storage and ShareLive™ video call. View data or graphs to get input from team members
- Logging function: record up to 65,000 readings
- Three year warranty

Specifications

Range	K-type: -200 °C to 1000 °C (Temperature probe dependant)
Resolution	0.1 °C
Accuracy	± [0.5 % + 0.3 °C] counts
Input terminals	K-type mini
LCD w/backlight	3 ½ digits
Log rate/interval	1 sec minimum/adjustable by PC and FC app on smart phone
Battery type	2 AA, NEDA 15 A, IEC LR6
Battery life	400 hours
Memory	Record up to 65,000 readings
RF communications	2.4 GHZ ISM Band
RF communication range	Open air, unobstructed: Up to 20 m, Obstructed, sheetrock wall: Up to 6.5 m, Obstructed, concrete wall or steel electrical enclosure: Up to 3.5 m
Operating temperature	-10 °C to +50 °C
Storage temperature	-40 °C to +60 °C
Temperature coefficient	0.01 % of reading +0.03 °C per °C
Temperature scale	ITS-90
Operating humidity	90 % at 35 °C, 75 % at 40 °C, 45 % at 50 °C
Altitude	Operating: 2,000 m, Storage: 12,000 m
EMC	EN 61326-1:2006
Safety compliance	IEC 61010-1, CAT I, 3rd edition Pollution Degree 2
Certifications	CSA, CE, FCC: T68-FBLE IC: 6627A-FBLE
Ingress Protection rating	IP42
Pollution Degree	2
Size (HxWxD) and Weight	16.5 cm x 6.35 cm x 1.4 cm; 0.22 kg

Recommended Accessories



Recommended Kits

Buy more, Save more



Fluke Wireless t3000 FC Temperature Kit

For more details see page 165



Included Accessories

80PK-1 K-Type Bead Thermocouple
Magnetic Hanging Strap.

Ordering Information

FLK-T3000 FC Wireless K-Type Temperature Module

FLK-T3000 FC KIT Wireless FC Temperature Kit

Contact your local distributor for price and availability.
www.fluke.com/au/wtb

Fluke Connect® Accessories



Fluke Connect® ir3000FC Connector



Fluke Connect® ir3000 FC Connector

Connect your Fluke Test Tool with the ir3000 FC Connector and get all the benefits of the Fluke Connect mobile app. If you already have a Fluke 287/289 Digital Multimeter or Fluke 789 Process Tool in your tool box or tool belt or are considering purchasing one, add the ir3000 FC Connector so you can communicate with the Fluke Connect app.

- Fluke Connect ir3000 FC Connector allows you to wirelessly transfer data from your existing Fluke 287, 289 Digital Multimeters, Fluke 789 ProcessMeter™ and Fluke 1550C/1555 Insulation Resistance Testers to your smart phone
- Fits over the IR port of your existing Fluke tools
- Immediately enables you to graph, save, and share the tool's readings with your team from your smart phone
- Identify and diagnose problems quickly and confidently
- Efficiently and safely capture real-time readings of the primary display from the field
- Share results instantly with your team
- Upgradeable by USB
- Three year warranty

Supported Fluke Tools:

- DMMs: 287, 289
- Process Tool: 789, 787B
- Insulation: 1550C, 1555

Supported Smart Phones:

- Android™ 4.4 & up
- iPhone® 4s & later



Specifications

ir3000 FC	
Battery type	Two AAA Alkaline batteries, ANSI-24A IEC-LR03
Battery life	6 hours of continuous transmission
RF communications	2.4 GHz ISM Band
RF communication range	Open air, unobstructed: Up to 20m Obstructed, sheetrock wall: Up to 6.5m Obstructed, concrete wall or steel electrical enclosure: Up to 3.5m
Temperature	Operating: -10 °C to 50 °C Storage: -20 °C to 60 °C
Certifications	CSA, FCC, CE, IC
Size (HxWxL)	3.2cm x 7.6cm x 6.4cm
Compatibility*	Fluke 287, 289, 789, 1550C, 1555

*At time of catalogue print, Fluke's ir3000 FC Connector is currently compatible with only the Fluke 287, 289 and 789 test tools. For updates on Fluke Connect test tool compatibility, go to www.fluke.com/au/connect.

Fluke Connect® Wireless PC Adapter

Fluke 3000 FC Wireless Test Tools show real-time measurements from remote modules up to 20 metres away on your PC. Fluke FC wireless test tools work together to help you troubleshoot faster.



Fluke Connect® PC Adapter



The PC3000 FC Adapter and Software help you understand the information you measure. When you need to get information back to a PC the PC3000 FC Adapter and Software wirelessly collects up to 65,000 sets of time stamped MIN/MAX/AVG readings from FC remote modules. Software can display live readings from up to six modules simultaneously. Allows custom logging intervals and custom names for modules. Includes Windows SW3000 software.

Recommended Accessories



Fluke Connect Wireless SD Card

Wirelessly enable your Fluke Infrared Camera with the Fluke Connect™ Wireless SD card and you can instantly upload, share and analyse data from anywhere, with anyone on your team, at any time.

- The Wi-Fi SD Card is compatible with the following models: former Ti models: Ti90, Ti95, Ti100, Ti105, Ti110, Ti125, TiR105, TiR110, TiR125. Current Ti models: TiX640, TiX660 and TiX1000.



Built with **FLUKE CONNECT™**

See it. Save it. Share it. All the facts, right in the field.

Fluke Connect with ShareLive™ is the only wireless measurement system that lets you stay in contact with your entire team without leaving the field. The Fluke Connect mobile app is available for Android™ (4.3 and up) and iOS (4s and later) and works with over 50 different Fluke products—the largest suite of connected test tools in the world. There are more on the way; go to: www.fluke.com/au/connect to find out more.

Download the **FREE Fluke Connect app** at:



Smart phone not included with purchase

Ordering Information

FLUKE-IR3000 FC Fluke Connect® ir3000 Connector

FLK-PC3000 FC Fluke Connect® Wireless PC Adapter

FLK-FC-SD CARD Fluke Connect® Wireless SD Card

DMM Selection Guide

DIGITAL MULTIMETERS



	Advanced Meters			Wireless Meters			Industrial Maintenance and Field Service Meters			Compact Meter			Automotive Meters			Insulation Testers			Specialty Meters		
Models	87 V	287	289	233	3000 FC	175	177	179	113	114	115	116	117	88V	1577	1587 FC	27 II	28 II	281EX	279 FC	
Basic features																					
Counts	20000	50000	50000	6000	6000	6000	6000	6000	6000	6000	6000	6000	6000	20000	6000	6000	6000	20000	20000	6000	6000
True-RMS readings	AC	AC+DC	AC+DC	AC	AC	AC	AC	AC	AC	AC	AC	AC	AC	AC	AC	AC	AC	AC	AC	AC	AC
Basic DC accuracy	0.05 %	0.025 %	0.025 %	0.25 %	0.09 %	0.15 %	0.09 %	0.09 %	0.5 %	0.5 %	0.5 %	0.5 %	0.5 %	0.1 %	0.2 %	0.09 %	0.1 %	0.05 %	0.05 %	0.05 %	0.09 %
Wide bandwidth	20 kHz	100 kHz	100 kHz	*/#	*/#	*/#	*/#	*/#	*/#	*/#	*/#	*/#	*/#	*/#	*/#	*/#	*/#	*/#	*/#	*/#	*/#
Auto/manual ranging	*/#	*/#	*/#	*/#	*/#	*/#	*/#	*/#	*/#	*/#	*/#	*/#	*/#	*/#	*/#	*/#	*/#	*/#	*/#	*/#	*/#
ATEX II ZG Ex ia IIC T4 safety rating Z1/Z2																					
Measurements																					
Voltage AC/DC	1000 V	1000 V	1000 V	1000 V	1000 V	1000 V	1000 V	1000 V	600 V	600 V	600 V	600 V	600 V	1000 V	1000 V	1000 V	1000 V	1000 V	1000 V	1000 V	
Current AC/DC	10 A	10 A	10 A	10 A	400 mA	10 A	10 A	10 A	10 A	10 A	10 A	10 A	10 A	10 A	10 A	10 A	10 A	10 A	10 A	10 A	10 A
Resistance	50 MΩ	500 MΩ	500 MΩ	40 MΩ	50 MΩ	50 MΩ	50 MΩ	50 MΩ	40 MΩ	40 MΩ	40 MΩ	40 MΩ	40 MΩ	50 MΩ	50 MΩ	50 MΩ	50 MΩ	50 MΩ	50 MΩ	50 MΩ	50 MΩ
Frequency	200 kHz	1 MHz	1 MHz	50 kHz	100 kHz	100 kHz	100 kHz	100 kHz	100 kHz	100 kHz	100 kHz	100 kHz	100 kHz	200 kHz	100 kHz	200 kHz	200 kHz	200 kHz	200 kHz	200 kHz	100 kHz
Capacitance	10,000 μF	50,000 μF	50,000 μF	10,000 μF	10,000 μF	10,000 μF	10,000 μF	10,000 μF	10,000 μF	10,000 μF	10,000 μF	10,000 μF	10,000 μF	10,000 μF	10,000 μF	10,000 μF	10,000 μF	10,000 μF	10,000 μF	10,000 μF	10,000 μF
Temperature	+1080 °C	+1350 °C	+1350 °C	+400 °C	+400 °C	+400 °C	+400 °C	+400 °C				+400 °C				+500 °C	+1080 °C	+1080 °C	+1080 °C	Infrared	Infrared
dB		60 dB	60 dB																		
Conductance		60 nS	50 nS											60 nS			60 nS	60 nS	60 nS		
Duty cycle/pulse width		*/#	*/#											*/#			*/#	*/#	*/#		
Motor Drive (ASD) Measurements																					
VoltAlert™, non-contact voltage detection																					
VCHK™																					
LoZ: low input impedance																					
Microamps																					
Insulation Test																					
Number of insulation test ranges																					
Display																					
Removable wireless display																					
Dot matrix display																					
Dual display																					
Analog bargraph																					
Backlight																					
Graphical trend display																					
Diagnostics and data																					
Min/Max recording with time stamp	*/#	*/#	*/#	*/#	*/#	*/#	*/#	*/#	*/#	*/#	*/#	*/#	*/#	*/#	*/#	*/#	*/#	*/#	*/#	*/#	*/#
Fast Min/Max	250 μs	250 μs	250 μs											250 μs						250 μs	250 μs
Display Hold/Auto (Touch) Hold	*/#	*/#	*/#	*/#	*/#	*/#	*/#	*/#	*/#	*/#	*/#	*/#	*/#	*/#	*/#	*/#	*/#	*/#	*/#	*/#	*/#
Relative reference																					
Stand alone logging																					
Trend Capture																					
Readings memories		10,000	10,000																		
USB interface																					
Other features																					
Real time clock																					
Automatic selection, AC/DC volts																					
Closed case calibration																					
Separate battery/fuse access	*/#	*/#	*/#																		
Operating temperature range	-20 °C	-20 °C	-20 °C	-10 °C	-10 °C	-10 °C	-10 °C	-10 °C	-10 °C	-10 °C	-10 °C	-10 °C	-10 °C	-10 °C	-10 °C	-10 °C	-10 °C	-10 °C	-10 °C	-10 °C	-15 °C
Operating temperature range	+55 °C	+55 °C	+55 °C	+50 °C	+50 °C	+50 °C	+50 °C	+50 °C	+50 °C	+50 °C	+50 °C	+50 °C	+50 °C	+50 °C	+50 °C	+50 °C	+50 °C	+50 °C	+50 °C	+50 °C	+50 °C
Warranty and electrical safety																					
Input alert																					
IP Rating	IP30	IP30	IP30		IP54				IP42	IP42	IP42	IP42	IP42				IP67	IP67	IP67	IP40	IP40
Safety rating (EN 61010) CAT III	1000 V	1000 V	1000 V	1000 V	1000 V	1000 V	1000 V	1000 V	600 V	600 V	600 V	600 V	600 V	1000 V	1000 V	1000 V	1000 V	1000 V	1000 V	1000 V	1000 V
Safety rating (EN 61010) CAT IV	600 V	600 V	600 V	600 V	600 V	600 V	600 V	600 V	600 V	600 V	600 V	600 V	600 V	600 V	600 V	600 V	600 V	600 V	600 V	600 V	600 V

Fluke 279 FC True-RMS Thermal Multimeter



Fluke 279 FC



Find. Repair. Validate. Report.


The industry first Fluke 279 FC is a full-featured digital multimeter with integrated thermal imaging and is designed to increase your productivity and confidence. The thermal multimeter helps you find, repair, validate, and report many electrical issues quickly so that you are confident problems are solved.

- Full-featured multimeter with built-in thermal imager
- 15 measurement functions including: AC voltage with low-pass filter, DC voltage, Resistance, Continuity, Capacitance, Diode test, Min/Max/Avg, AC current (with iFlex), Frequency
- Thermal imaging reveals many electrical issues quickly and safely, eliminating the need for time-consuming testing and validation
- Two-in-one tool is designed to increase productivity – no need to go back to the truck or office to retrieve a shared camera or wait for the thermographer– do more in less time
- iFlex expands your measurement capabilities – get into tight, hard to reach spaces for current measurement (up to 2500 A AC)
- Save measurements and images while communicating wirelessly with a smart phone up to 6.1 metres away (no obstructions)
- Rechargeable lithium ion battery allows for a for a full work day (10+ hours) under normal conditions
- Image resolution–80 x 60
- 3.5 in /8.89 cm colour LCD screen
- CAT III 1000 V, CAT IV 600 V measurement category
- Three year warranty

Specifications

DMM	
Basic DC accuracy	0.09%
Bandwidth	1% 45 Hz to 65 Hz, full time low pass filter
Voltage	AC/DC 1000 V
Current AC	iFlex Flexible Current Probe (included with the 279 FC/iFlex)
Resistance	50 MΩ
Frequency	100 kHz
Capacitance	9,999 μF
Continuity with beeper	Yes
Diode test	Yes
Min/Max recording	Yes
Display Hold	Yes
Infrared Camera	
Infrared resolution	80 x 60
Image capture frequency	8 Hz
Field of View	36° (w) x 27° (h)
NETD	≤200 mK
Infrared spectral band	7.5 to 14 microns
Center point	Yes (with center point temp)
Focus mechanism	Fixed focus
Temperature Range	-10 °C to 200 °C Accuracy: ±5 °C or (±5% as tested)
Emissivity	0.95 fixed
Background compensation	20 °C fixed
Memory storage	Approximately 100 images (internal)
File format	Non-radiometric .is2
Other	
Battery type	Rechargeable lithium-ion battery (charge time: 4.5 hours)
Operating temperature	-10 °C to 50 °C
Storage temperature	-20 °C to 60 °C
Relative humidity	0% to 90% (0 °C to 35 °C) 0% to 75% (35 °C to 40 °C) 0% to 45% (40 °C to 50 °C)
Altitude	2,000 meters (6,561 feet)
Temperature coefficient	Add 0.1 x specified accuracy for each °C above 28 °C or below 18 °C
Ingress Protection	(IP) IP40 (non-operating)
Certifications	CE, CSA, FCC
Safety compliance	IEC 61010-1: Pollution degree 2; IEC 61010-2-033: CAT III 1000 V/CAT IV 600 V
EMC	EN 61326-1:2012
Size	215.9 x 93.9 x 57.1 mm
Weight	0.793 kg

Recommended Accessories



Recommended Kits

Buy more, Save more



Fluke 279FC I/B TRMS Combo Kit

For more details see page 166



Included Accessories

TL75 Test Leads, Rechargeable Lithium-ion Battery, Charger, 18-inch (45.72 cm) iFlex Flexible Current Probe, Hanging Strap, Soft Carrying Case.

279 FC I/B Kit also includes: Additional Lithium-ion Battery.

Ordering Information

Fluke 279 FC/ iFlex TRMS Thermal Multimeter with iFlex

Fluke 279 FC I/B Kit TRMS Thermal Multimeter with iFlex and Extra Battery Kit

Fluke 3000 FC Wireless Digital Multimeter



Fluke 3000 FC



See it. Save it. Share it.

The Fluke 3000 FC True-RMS Wireless Multimeter and Fluke Connect® wireless test tools put tools, not your body, near live electrical panels. It's simple. Just de-energise the cabinet, open the panel while wearing PPE and connect the remote modules, whether they are voltage modules, current clamps, flexible current loops or thermometers. Then read the results on the 3000 FC Wireless Multimeter from a safe distance. You can display the meter measurement, plus readings from up to 3 wireless modules, while reducing the risk of arc flash by separating yourself from hazardous measurement situations. Better still, the Fluke 3000 FC Series Wireless Multimeter can send measurement data to your smartphone, so you can save and share measurements from the field with your team anytime, from anywhere.

Other capabilities of Fluke Connect and the 3000 FC Multimeter.

- Connect to your PC with USB dongle (optional) for analysis and diagnosis in detail
- Perform for analysis with your smartphone and the FC App and share the results using Fluke Cloud™ storage and ShareLive™ video call. View data or graphs to get input from team members

The Fluke 3000 FC Series Wireless Multimeter with the Fluke Connect app has all the essentials for convenient test and measurement troubleshooting.

- AC and DC voltage measurements to 1000V
- AC and DC current with 0.01 mA resolution
- Continuity, resistance, diode test, capacitance and frequency measurements
- MIN/MAX Recording
- CAT III 1000 V, Cat IV 600 V; IP54
- Three year warranty

Specifications

Functions	Range	Basic Accuracy
AC voltage	600.0 mV, 6.000 V, 60.00 V, 600.0 V, 1000V	1.0 % + 3
DC voltage	600.0 mV, 6.000 V, 60.00 V, 600.0 V, 1000V	0.09 % + 2
Continuity	600 Ω	Meter beeps at < 25 Ω, beeper detects opens or shorts of 250 μs or longer
Resistance	600 Ω, 600.0 Ω, 6.000 kΩ, 60.00 kΩ, 60.00 kΩ, 600.0 kΩ, 50.00 MΩ	0.5 % + 1
Diode test	2.000 V	1 % + 2
Capacitance	1000 nF, 10.00 μF, 100.0 μF, 9999 μF ¹	1.2 % + 2
mA AC (45 Hz to 1 kHz)	60.00 mA, 400.0 mA ³	1.5 % + 3
mA DC ²	60.00 mA, 400.0 mA ³	0.5 % + 3
Frequency	99.99 Hz, 999.9 Hz, 9.999 kHz, 99.99 kHz	0.1 % + 1

¹ In the 9999 μF range for measurements to 1000 μF, the measurement accuracy is 1.2 % + 2.

² Input burden voltage (typical): 400 mA input 2 mV/mA.

³ 400.0 mA accuracy specified up to 600 mA overload.

For all specifications: accuracy is specified for one year after calibration, at operating temperatures of 18 °C to 28 °C, with relative humidity at 0 % to 90 %. Accuracy specifications take the form of ± [(% of Reading) + | Number of least significant digits |].

Recommended Accessories



Recommended Kits

Buy more, Save more

Fluke 3000 FC General Maintenance System

Fluke 3000 FC Industrial System

Fluke 3000 FC HVAC System

Fluke 3000 FC/1AC-II Wireless Multimeter and Non-Contact Voltage Detector Kit

Fluke 3000 FC/EDA2 Wireless Multimeter and Deluxe Accessories Combo Kit

Fluke 3000 FC/TPAK Wireless Multimeter and Magnetic Hanger Combo Kit

For more details see page 166

Included Accessories

TL175 Test Leads, AC175 Alligator Clips, Manual Information Pack.

Ordering Information

FLK-3000 FC FC Wireless Digital Multimeter

FLK-3000 FC GM Wireless General Maintenance Kit

FLK-3000 FC IND Wireless Industrial System Kit

FLK-3000 FC HVAC Wireless HVAC System Kit

FLK-3000 FC /1AC-II Wireless Multimeter & Non-Contact Voltage Detector Combo Kit

FLK-3000 FC /EDA2 Wireless Multimeter Deluxe Accessories Combo Kit

FLK-3000 FC /TPAK Wireless Multimeter & Magnetic Hanger Combo Kit

Contact your local distributor for price and availability.
www.fluke.com/au/wtb

Fluke 280 Series True-RMS Logging Multimeters



Fluke 289/FC

Find little problems before they become big

The Fluke 287/FC and 289/FC are the next generation in high performance industrial logging multimeters.

These high performance industrial logging multimeters are designed to solve complex problems faster in many applications. Log data and review it graphically on-screen to help minimise downtime.

Communicate wirelessly with your smart phone directly from the field with the Fluke Connect® app and get quick answers or next step authorisations faster than ever before. It's as simple as adding the Fluke ir3000 FC Connector to the standard Fluke 287 and 289 (connector sold separately).

- Large 50,000 count, 1/4 VGA dot matrix display with white backlight
- Logging function with expanded memory for unattended monitoring of signals over time. Using on-board TrendCapture, users can graphically review logged readings without needing a PC. Store up to 10,000 recorded events
- Save, name, and recall multiple logging sessions before PC download is necessary
- Field upgradeable and expandable meter lets you stay current as new capabilities are added.
- Two terminal 50 ohm range with 1 milliohm resolution, 10 mA source current. Useful for measuring and comparing differences in motor winding resistance or contact resistance (289/FC)
- Low-pass filter for accurate voltage and frequency measurements on adjustable speed motor drives and other electrically noisy equipment (289/FC)
- Limited lifetime manufacturer's warranty



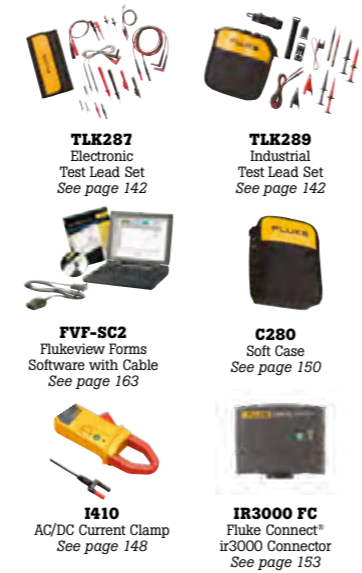
Features

	287	289
Multiple on screen displays	•	•
True-RMS AC bandwidth	100 kHz	100 kHz
dBV/dBm	•	•
DC mV resolution	1 µV	1 µV
Megohm range up to	500 MΩ	500 MΩ
Conductance	50.00 nS	50.00 nS
Continuity beeper	•	•
Elapse time clock/time of day clock	•	•
Min/Max/Avg/duty cycle/pulse width	•	•
Isolated optical DMM interface with USB PC connection	•	•
Auto/touch hold	•	•
Over 200 hours logging capacity with new power saving function	•	•
Lo Ohm capability	–	•
LoZ volts	–	•
Lo Pass Filter	–	•

Specifications

Functions	Range	Basic Accuracy	
		87V	83V
AC volts or DC volts	50.000 mV, 500.00 mV, 5.0000 V, 50.000 V, 500.00 V, 1000.0 V	0.025 % 0.4 % (True-RMS) (AC)	0.1 %
AC current DC current	500.00 µA, 5000.0 µA, 50.000 mA, 400.00 mA, 5.0000 A, 10.000 A	0.15 % 0.7 % (True-RMS)	1.2 %
Temperature (excluding probe)	-200.0 °C to 1350.0 °C	1.0 %	–
Resistance	50.000 Ω, 500.00 Ω, 5.0000 kΩ, 50.000 kΩ, 500.00 kΩ, 5.0000 MΩ, 50.00 MΩ, 500.0 MΩ	0.05 %	–
Capacitance	1.000 nF, 10.00 nF, 100.0 nF, 1.000 µF, 10.00 µF, 100.0 µF, 1000 µF, 10.00 mF, 100 mF	1.0 %	–
Frequency	99.999 Hz, 999.99 Hz, 9.9999 kHz, 99.999 kHz, 999.99 kHz	.005 %	–

Recommended Accessories



Recommended Kits

Buy more, Save more

Fluke 287 FlukeView® Forms Combo Kit

Fluke 287 FlukeView® Forms Combo Kit with ir3000FC Connector

Fluke 289 FlukeView® Forms Combo Kit

Fluke 289 FlukeView® Forms Combo Kit with ir3000FC Connector

For more details see page 166

Included Accessories

TL175 Test Leads, AC175 Alligator Clips, Probe Holder, six AA Batteries (installed), Calibration Certificate Sheet.

Ordering Information

FLK-287 True-RMS Industrial Logging Multimeter with TrendCapture

FLK-289 True-RMS Electronics Logging Multimeter with TrendCapture

FLK-287/FVF Kit FlukeView Forms Combo Kit

FLK-289/FVF Kit FlukeView Forms Combo Kit

FLK-287/FVF/IR3000 Kit Industrial Logging Multimeter and Software Combo Kit

FLK-289/FVF/IR3000 Kit Industrial Logging Multimeter and Software Combo Kit

FLK-IR3000 FC Fluke Connect® ir3000 Connector

Contact your local distributor for price and availability.
www.fluke.com/au/wtb

Fluke 83V and 87V Digital Multimeters



Fluke 87V

Fluke 83V



Performance and accuracy for maximum industrial productivity

The Fluke 80 Series V have improved measurement functions, troubleshooting features, resolution and accuracy to solve more problems on motor drives, in plant automation, power distribution, and electro-mechanical equipment.

The Fluke 87V has a unique function for accurate voltage and frequency measurements on adjustable speed motor drives and other electrically noisy equipment. A built-in thermometer conveniently allows you to take temperature readings without having to carry a separate instrument.

Electrical safety

All inputs are protected to CAT III 1000 V and CAT IV 600 V. They can withstand impulses in excess of 8,000 V to help protect you from arc blast resulting from surges and spikes. Limited lifetime manufacturer's warranty.

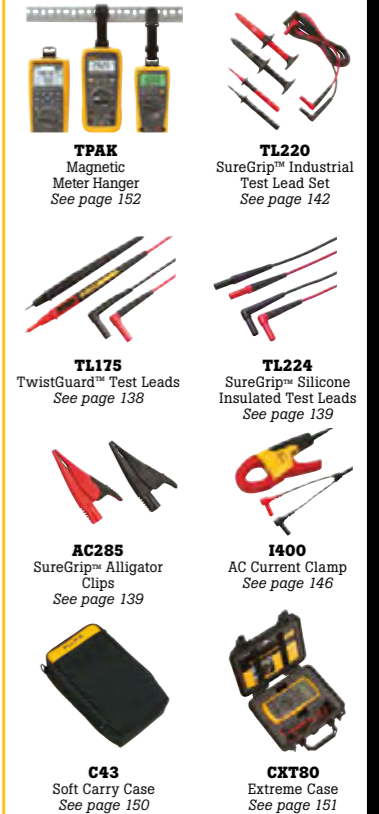
Features

	87V	83V
True-RMS AC voltage and current for accurate measurements on non linear signals	•	–
Selectable filter for accurate voltage and frequency measurements on motor drives	•	–
0.05 % DC accuracy	•	–
6000 counts, 3-3/4 digits	•	•
4-1/2 digit mode for precise measurements (20,000 counts)	•	–
Measure up to 1000 V AC and DC	•	•
Measure up to 10 A, 20 A for up to 30 seconds	•	•
Built in thermometer lets you carry one less tool (TC probe included)	•	–
Frequency to 200 kHz and % duty cycle	•	•
Resistance, continuity and diode test	•	•
10,000 µF capacitance range for components and motor caps	•	•
Min/Max-Average recording with Min/Max Alert to capture variations automatically	•	•
Battery Life	400 hours with backlight off	
Size	201 mm x 98 mm x 52 mm	
Weight	355 g	

Specifications

Functions	Range	Basic accuracy	
		87V	83V
DC volts	600.0 mV, 6.000 V, 60.00 V, 600.0 V, 1000 V	0.05 %	0.1 %
AC volts	600.0 mV, 6.000 V, 60.00 V, 600.0 V, 1000 V	0.7 % (True-RMS)	0.5 %
DC current	600.0 µA, 6000 µA, 60.00 µA, 600.0 mA, 6.000 A, 10.00 A	0.2 %	0.4 %
AC current	600.0 µA, 6000 µA, 60.00 µA, 600.0 mA, 6.000 A, 10.00 A	1.0 % (True-RMS)	1.2 %
Temperature (excl. probe)	-200 °C to 1090 °C	1.0 %	–
Temperature Probe	-40 °C to 260 °C	2.2 °C or 2 %	–
Resistance	600.0 Ω, 6.000 kΩ, 60.00 kΩ, 600.0 kΩ, 6.000 MΩ, 50.00 MΩ	0.2 %	0.4 %
Capacitance	10.00 nF, 100.0 nF, 1.000 µF, 10.00 µF, 100.0 µF, 9.999 µF	1.0 %	1.0 %
Frequency	199.99 Hz, 1.9999 kHz, 19.999 kHz, 199.99 kHz	0.005 %	0.005 %

Recommended Accessories



Recommended Kits

Buy more, Save more



Fluke 87V/E2 Industrial Electrician's Combo Kit

For more details see page 166

Included Accessories

TL175 Test Leads, AC175 Alligator Clips, Yellow Holster (H80M excl. TPAK), 80BK Temperature Probe (87V only), 9 V Battery (installed), User Manual and Technical Notes.

Ordering Information

FLUKE-83V Industrial Multimeter

FLUKE-87V True RMS Industrial Multimeter

FLUKE-87V/E2 Industrial Electrician Combo Kit

Contact your local distributor for price and availability.
www.fluke.com/au/wtb

Fluke 88V Automotive Multimeter



Fluke 88V



The right meter for auto-electric diagnosis

The Fluke 88V Automotive Multimeter is the most powerful automotive multimeter ever offered by Fluke. In addition to having all standard multimeter features like the ability to measure voltage, current, continuity, and resistance, the 88V can perform diode test and pulse width measurements.

This meter can take current measurements up to 20 A for 30 seconds and 10 A continuously. The optional magnetic hanger lets you attach the meter to most steel surfaces for easy set-up and viewing. The 88V is designed to be used in high energy environments like those found on hybrid vehicles.

- 0.1 % DC accuracy
- 4-1/2 digit mode for precise measurements (20,000 counts)
- Measure up to 1000 V AC and DC
- Current measurements up to 10 A, 20 A for up to 30 seconds
- Built-in thermometer for temperature measurements when you need them (temperature probe included)
- Resistance, continuity and diode test
- RPM measurements with inductive pickup (included)
- Millisecond pulse width measurements for fuel injectors
- Magnetic hanger to attach meter to the vehicle and free your hands for other tasks
- Min/Max/Average recording with Min/Max Alert to capture variations automatically
- Peak Min/Max to record transients as fast as 250 µs
- Relative mode to remove test lead resistance from low ohms measurements
- Auto and manual ranging for maximum flexibility
- Autohold™ to capture stable readings with only one touch of the leads
- Large display digits and two-level bright white backlight for increased visibility
- Analogue bar-graph to track changing or unstable signals
- Input Alert provides audible warning against wrong use of input jacks
- Limited lifetime manufacturer's warranty

Recommended Accessories

- TLK281** Automotive Test Lead Kit See page 154
- TLK282** Deluxe Automotive Test Lead Kit See page 154
- 901-610S** 1A to 600A AC/DC Current Probe
- 80PK-27** (requires 80AK) SureGrip™ Surface Temperature Probe See page 144
- PV350** Pressure Vacuum Module See page 153
- TL82** TL82 Automotive Pin & Socket Adapter Set See page 154
- i410** 400A AC/DC Current Clamp See page 148
- C35** Soft Carrying Case See page 150

Recommended Kits

Buy more, Save more



Fluke 88V/A Automotive Multimeter Combo Kit

For more details see page 166

Included Accessories

High-impact Holster, Test Leads, User Manual and Quick Reference Guide.

Ordering Information

- FLUKE-88-5** Automotive Multimeter
- FLUKE-88-5/A KIT** Automotive Multimeter Combo Kit

Contact your local distributor for price and availability.
www.fluke.com/au/wtb

Fluke 170 Series Digital Multimeters

Versatile meters for field service or bench repair



Fluke 179



The three models of the Fluke 170 Series True-RMS Digital Multimeters (179,177,175) have the features needed to find most electrical, electro-mechanical and heating and ventilation problems. They are simple to use and have significant improvements over Fluke's standards, and a much larger display that's easier to view.

- True RMS voltage and current measurements
- 0.09% basic accuracy (177, 179)
- 6000 count resolution
- Digital display with analog bargraph and backlight (177, 179)
- Manual and automatic ranging
- Display Hold and Auto Hold
- Frequency and capacitance measurements
- Resistance, continuity and diode measurements
- Temperature measurements (179)
- Min-max-average recording
- Smoothing mode allows filtering of rapidly changing inputs
- Easy battery exchange without opening the case
- Closed case calibration through front panel
- Ergonomic case with integrated protective holster
- EN61010-1 CAT III 1000V / CAT IV 600V
- Measures twice as fast as other multimeters
- Battery life: 200 hours typical for alkaline.
- Size (HxWxL): 4.3 cm x 9.0 cm x 18.5 cm
- Limited lifetime manufacturer's warranty



Fluke 177



Fluke 175

Electrical safety

All inputs are protected to measurement CAT III 1000 V and CAT IV 600 V. These meters can withstand transient impulses in excess of 8000 V to help protect you from arc blasts resulting from surges and spikes.

Features

Features	179	177	175
Max voltage AC/DC	1000	1000	1000
True-RMS	•	•	•
Temperature	•	-	-
Basic DC accuracy	0.09 %	0.09 %	0.15 %
Backlight	•	•	-
Min/Max/Avg	•	•	-
Compatible with ToolPak™ meter hanging kit with magnet	•	•	•
Limited lifetime warranty	•	•	•

Specifications

Functions	Range	Best accuracy
DC voltage	600.0 mV, 6.000 V, 60.00 V, 600.0 V, 1000 V	± 0.09 % (177 and 179) ± 0.15 % (175)
AC voltage ¹	600.0 mV, 6.000 V, 60.00 V, 600.0 V, 1000 V	± 1.0 % of reading
DC current	60.00 mA, 400.0 mA, 6.000 A, 10.00 A ²	± 1.0 % of reading
AC current ²	60.00 mA, 400.0 mA, 6.000 A, 10.00 A ²	± 1.5 % of reading
Resistance	600.0 Ω, 6.000 kΩ, 60.00 kΩ, 600.0 kΩ, 6.000 MΩ, 50.00 MΩ	± 0.9 % of reading
Capacitance	1000 nF, 10.00 µF, 100.0 µF, 9999 µF	± 1.2 % of reading
Frequency ³	99.99 Hz, 999.9 Hz, 9.999 Hz, 99.99 kHz	± 0.1 % of reading
Temperature (Model 179)	-40 °C to +400 °C	1.0 % of reading

¹ All AC voltage and AC current ranges are specified from 5 % of range to 100 % of range.

² 10 A continuous, 20 A for up to 30 seconds.

³ Voltage frequency is specified from 2 Hz to 100 kHz. Current frequency is specified from 2 Hz to 30 kHz.

Recommended Accessories

- TPAK** Magnetic Meter Hanger See page 152
- TL81A** Deluxe Electronic Test Lead Set See page 142
- TL175** TwistGuard™ Test Leads See page 138
- i410** AC/DC Current Clamp See page 148
- AC220** SureGrip™ Alligator Clips See page 139
- TP220** SureGrip™ Industrial Test Probes See page 139
- FOM** Fiber Optic Meter See page 153
- 80K-15** High Voltage Probe See page 153
- C35** Soft Carrying Case See page 150
- CAMO C25** Camouflage Carrying Case See page 150

Recommended Kits

Buy more, Save more



Fluke 179/EDA2 Industrial Digital Multimeter Combo Kit

For more details see page 166

Included Accessories

Test Leads with 4mm Lantern Tips, 9V Battery (installed) and User Manual, 80BK Temperature Probe (179 only).

Ordering Information

- FLUKE-175** True RMS Digital Multimeter
- FLUKE-177** True RMS Digital Multimeter
- FLUKE-179** True RMS Digital Multimeter
- FLUKE-179/EDA2** Electronic's Combo Kit

Fluke 233 Remote Display Digital Multimeter



Fluke 233

The Fluke 233 Remote Display Digital Multimeter allows you to be in two places at once. The removable display solves several problems. First, you no longer have to hold both the meter and the test leads to make a measurement. It also allows you to measure where the measurement point is separated from controls or where the operator can't stay close to the meter during measurements due to various hazards or moving machinery.

- Wireless technology allows the display to be carried up to 9.1 metres away from the point of measurement for added flexibility
- The removable magnetic display can be conveniently mounted where it is easily seen
- Low-power 802.15.4 wireless technology does not interfere with measurement accuracy
- Use as a conventional multimeter when the display is connected
- True-RMS AC voltage and current
- Built-in thermometer
- Auto power off maximises battery life (400 hours)
- Radio transmitter automatically turns off when the display is connected to the meter
- Record signal fluctuations using the Min/Max function
- Three year warranty



Features		233
Removable magnetic display		•
True-RMS measurement		•
Digital display counts		6000
Display backlight		•
Built in thermometer		•
Resistance, continuity and diode test		•
Min/Max and average recording		•
Auto power off maximises battery life		•
Radio transmitter automatically turns off when the display is connected to the meter		•
Use as conventional multimeter when the display is connected		•
Safety rating		CAT IV 600V/CAT III 1000 V
Auto and manual ranging		•
Display Hold and AutoHold®		•
Unsafe voltage alert warns for voltages above 30V		•
2 Low batteries indication		•
Ergonomic case with integrated holster		•
Selectable sleep mode preserves battery life		•

Specifications		
Functions		
DC voltage	Range	0.1 mV to 1000 V
	Accuracy	0.25 % + 2
AC voltage	Range	0.1 mV to 1000 V
	Accuracy	1.0 % + 3
DC current	Range	0.001 A to 10 A
	Accuracy	1.0 % + 3
AC current	Range	0.001 A to 10 A
	Accuracy	1.5 % + 3
Resistance	Range	0.1 Ω to 40 MΩ
Capacitance		1000 nF to 9999 μF
Frequency		0.1 Hz to 50.00 kHz
Temperature		-40 °C to +400 °C
Power		3 AA batteries main body, 2 AA batteries display module
Battery life		400 hours
Compliance		CAT IV 600 V, CAT III 1000 V
Size (HxWxL)		5.3 cm x 5.3 cm x 19.3 cm
Weight		604 g

Recommended Accessories

 TPAK Magnetic Meter Hanger See page 152	 TL220 SureGrip™ Industrial Test Lead Set See page 142
 80PK-22 SureGrip™ Immersion Temperature Probe See page 144	 1400S AC Current Clamp See page 146
 80AK-A Thermocouple Adapter See page 144	 AC285 SureGrip™ Alligator Clips See page 139
 TL175 TwistGuard™ Test Leads See page 138	 TLK289 SureGrip™ Industrial Test Lead Set See page 142
 TP175 TwistGuard™ Test Probes See page 139	 FTP-1 SureGrip™ Fused Test Probe Set See page 140
 TL224 SureGrip™ Silicone Insulated Test Leads See page 139	 C101 Hard Case See page 151
 C35 Soft Carrying Case See page 150	 C781 Meter Case See page 151

Included Accessories
Test Leads with 4mm Lantern Tips, AC175 Alligator Clips, 80BK-A Temperature Probe, CD, AA Batteries and User Manual.

Ordering Information
FLUKE-233 Remote Display Digital Multimeter

Contact your local distributor for price and availability.
www.fluke.com/au/wtb

Fluke 110 Series True-RMS Digital Multimeters



Fluke 116

Fluke 117



Dependable Digital Multimeters for Electrical and HVAC purposes

All the models in the Fluke 110 Series (117, 116, 115, 114, and 113) are True-RMS Multimeters with a large 3-1/2 digit / 6,000 count display.

The Fluke 117 includes integrated VoltAlert™ non-contact voltage detector and LoZ ghost voltage detector features to get the job done faster. The Fluke 116 is the HVAC/R Multimeter with temperature, microamps, and LoZ to quickly troubleshoot problems with HVAC/R equipment. The Fluke 115 is a compact meter for a wide variety of electrical/electronic testing applications, while the Fluke 114 and Fluke 113 are basic electrical troubleshooting meters designed for "go/no-go" testing.

- VoltAlert™ technology for integrated non-contact voltage detection (117)
- AutoVolt feature for automatic AC/DC voltage selection (117, 116, 114)
- Built in thermometer for HVAC applications (116)
- Microamps to test flame sensors (116)
- VCHEK™ LoZ low impedance measurement function to simultaneously test for voltage/continuity (113)
- LoZ: Low input impedance prevents false readings due to "ghost voltage" (117, 116, 114)
- Large display and white LED backlight to work in poorly lit areas more effectively
- Three year warranty

Specifications					
Functions	117	116	115	114	113
AC/DC voltage	600 V	600 V	600 V	600 V	600 V
AC/DC current	10 A	600.0 μA	10 A	-	-
Resistance	40 MΩ	40 MΩ	40 MΩ	40 MΩ	60 kΩ
Capacitance	1 nF to 9,999 μF	1 nF to 9,999 μF	1 nF to 9,999 μF	-	1 nF to 9,999 μF
Diode test	•		•	-	•
Frequency	5 Hz to 99.99 kHz	5 Hz to 99.99 kHz	5 Hz to 99.99 kHz	-	-
Temperature		+400 °C		-	-
Safety rating	CAT III 600 V	CAT III 600 V	CAT III 600 V	CAT III 600 V	CAT III 600 V

Features				
	117	115	113	
VoltAlert™ detector	•	-	-	
AutoVolt/LoZ	•	-	LoZ	
Analogue bargraph	•	•	•	
True-RMS for accurate measurements on non-linear loads	•	•	•	
Min/Max recording	•	•	•	
Display hold	•	•	•	
3-1/2 digits	•	•	•	
6000 counts	•	•	•	
CAT III 600 V safety rated	•	•	•	
		116	114	
Temperature		•	-	
Microamps		•	-	
Frequency		•	-	
Capacitance		•	-	
Diode test		•	-	
AutoVolt/LoZ		•	•	
Analogue bargraph		•	•	
True-RMS for accurate measurements on non-linear loads		•	•	
Min/Max recording		•	•	
Display hold		•	•	
3-1/2 digits		•	•	
6000 counts		•	•	

Recommended Accessories

 C115 Soft Carrying Case See page 150	 TPAK SureGrip™ Immersion Temperature Probe See page 152
 TL175 TwistGuard™ Test Leads See page 138	 80PK-27 SureGrip™ Industrial Surface Probe (Fluke 116) See page 144

Recommended Kits

Buy more, Save more

	Fluke 116/323 HVAC Combo Kit
	Fluke 117/323 Electricians' Multimeter Combo Kit For more details see page 166

Included Accessories

TL75 Test Leads, Holster, 80BK Integrated Temperature Probe (116), User's Manual and 9 V Battery (installed).

Ordering Information

FLUKE-113	Utility True RMS Digital Multimeter
FLUKE-114	Electrical True RMS Digital Multimeter
FLUKE-115	True RMS Digital Multimeter
FLUKE-116	HVAC True RMS Digital Multimeter
FLUKE-117	Adv. Electrical True RMS Multimeter
FLUKE-116/323	HVAC and Clamp Meter Combo Kit
FLUKE-116/62 MAX +	HVAC Multimeter and Infrared Thermometer Kit
FLUKE-117/323	Electrical Combo Kit

Fluke 27 II, 28 II and 28 IIEx Industrial IP67 Digital Multimeters



Fluke 27 II

Fluke 28 II



The 27 II, 28 II and 28 IIEx-AU Digital Multimeters are designed for tough work environments. All three meters have IP 67 waterproof and dustproof rating. They both have an extended operating temperature range of -15 °C to + 55 °C and 95 % humidity.

- Unique function for accurate voltage and frequency measurements on adjustable speed motor drives and other electrically noisy equipment (28 II, 28 IIEx)
- Built-in thermometer conveniently allows you to take temperature readings without having to carry a separate instrument (28 II, 28 IIEx)
- Hi-resolution 20,000 count display mode (28 II, 28 IIEx)
- Resistance and continuity. Relative mode to remove test lead resistance from low ohms measurements
- Large digit display with bright, two-level backlight
- Backlit keypad buttons allow for easy visibility in low-lit areas
- Optional magnetic hanger for easy setup and viewing freeing your hands for other tasks
- Intrinsically safe certifications from the world's leading certification bodies (28 IIEx)
- Limited lifetime manufacturer's warranty

Features

	27 II	28 II	28 II Ex
Tested to withstand a 3 m drop	•	•	•
Wide 1000 V measurement range	•	•	•
True-RMS AC voltage and current for accurate measurements on non-linear signals	-	•	•
Low pass filter	-	•	•
Temperature	-	•	•
Average responding voltage and current measurements	•	-	-
10 A continuous (20 A for 30 seconds)	•	•	•
Frequency and capacitance	•	•	•
Record signal fluctuations using the Min/Max function	•	•	•

Specifications

	27 II	28 II	28 II Ex
DC voltage	Range	0.1 mV to 1000 V	
	Accuracy	0.05 % + 1	0.05 % + 1
AC voltage	Range	0.1 mV to 1000 V	
	Accuracy	0.5 % + 3	0.7 % + 4
DC current	Range	0.1 µA to 10 A	
	Accuracy	0.2 % + 4	0.2 % + 4
AC current	Range	0.1 µA to 10 A	
	Accuracy	1.5 % + 2	1.0 % + 2
Resistance	Range	0.1 Ω to 50 MΩ	
Display counts	6000	6000/19,999	6000/19,999
Capacitance	1 nF to 9999 µF	10 nF to 9999 µF	
Frequency	0.5 Hz to 199.99 kHz		
Temperature	-200 °C to +1090 °C	-200 °C to +1090 °C	
Low pass filter (measurement on VSD's)		Yes	Yes
Compliance	CAT IV 600 V, CAT III 1000 V		
Measurement method	Avg. responding	True-RMS	True-RMS
Power	Two AAA batteries		
Battery life	800 hours	400 hours	
Dimensions (DxWxH)	6.35 cm x 10.0 cm x 19.81 cm		
Weight with holster	698.5 g		

Specialty Models

Fluke 28 IIEx-AU Intrinsically Safe True-RMS Multimeter

CAT III 1000V/CAT IV 600V electrical safety rating



See page 135 for more information.

Recommended Accessories



Included Accessories

TL175 Test Leads, AC175 Alligator Clips, 80BK-A Temperature Probe (28 II), Holster, User Manual, and three AA Batteries (installed).

Ordering Information

FLUKE-27II	Industrial Multimeter
FLUKE-28II	Industrial Multimeter
FLUKE-28IIEx/AU	Intrinsically Safe Industrial Multimeter

Contact your local distributor for price and availability.
www.fluke.com/au/wtb

Fluke 77IV Digital Multimeter



Fluke 77IV



Versatile multimeter for field service or bench repair

The Fluke 77IV Digital Multimeter has the features needed to repair most electrical and electronic problems. This meter is simple to use and has significant improvements over Fluke's original 70 Series with more measurement functions, conformance to the latest safety standards, and a much larger display that is easier to view.

- Wide 1000 V measurement range
- Average responding AC measurements
- 0.3 % accuracy
- 10 amps continuous
- Frequency and capacitance
- Resistance and continuity
- Large display
- Backlight for work in dim areas
- Min/Max to record signal fluctuations
- Integral holster with probe holders
- Free your hands with the optional TPAK magnetic hanger
- Auto and manual ranging
- Battery Life: 400 hours typical
- Weight: 0.42 kg
- Size (HxWxD): 185 mm x 90 mm x 43 mm
- Limited lifetime manufacturer's warranty

Specifications

Function	Maximum	Max. resolution	Accuracy
Voltage DC	1000 V	1 mV	±(0.3%+1)
Voltage AC	1000 V	1 mV	±(2.0%+2)
Current DC	10 A	0.01 mA	±(1.5%+2)
Current AC	10 A	0.01 mA	±(2.5%+2)
Resistance	50 MΩ	0.1 Ω	±(0.5%+1)
Capacitance	9,999 µF	1 nF	±(1.2%+2)
Frequency	99.99 kHz	0.01 Hz	±(0.1%+1)

Accuracies are best accuracies for each function.

General Specifications

Accuracy is specified for 1 year after calibration, at operating temperatures of 18 °C to 28 °C, with relative humidity at 0 % to 90 %. Accuracy specifications take the form of ±([% of Reading] + [Counts]).

V Maximum voltage between any terminal and earth ground	1000 V
Surge protection	8 kV peak per IEC 61010
W Fuse for mA input	440 mA, 1000 V FAST Fuse
W Fuse for A input	11 A, 1000 V FAST Fuse
Display	Digital: 6,000 counts, updates 4/sec
Bar Graph	33 segments, updates 32/sec
Frequency	10,000 counts
Capacitance	1,000 counts
Operating altitude	2,000 metres
Storage altitude	12,000 metres
Operating temperature	-10 °C to + 50 °C
Storage temperature	-40 °C to + 60 °C
Temperature coefficient	0.1 X [specified accuracy/°C (< 18 °C or > 28 °C)]
Electromagnetic compatibility (EN 61326-1:1997)	In an RF field of 3 V/M, accuracy = specified accuracy except in temperature: specified accuracy ± 5 °C
Relative humidity (maximum non-condensing)	90 % to 35 °C; 75 % to 40 °C; 45 % to 50 °C
Battery life	400 hours
Size (HxWxL) and Weight	185mm x 90mm x 43mm; 420 grams
Safety compliance	ANSI/ISA S82.02.01, CSA C22.2-1010.1, IEC 61010 to 1000 V Measurement Category III, 600 V Measurement Category IV
Certifications	CSA, TÜV (EN61010), UL, II, (N10140), VDE

Recommended Accessories



Included Accessories

Test Leads with 4mm Lantern Tips, 9V Battery (installed), Manual Information Pack.

Ordering Information

FLUKE-77-4 Digital Multimeter

Contact your local distributor for price and availability.
www.fluke.com/au/wtb

Fluke PRV240 and PRV240FS Proving Units

NEW



Fluke PRV240



Fluke PRV240 Proving Unit

The Fluke PRV240 Proving Unit is a portable, pocket-sized, battery-powered voltage source. It is unique in that it sources stable AC and DC voltages for both LoZ and HiZ instruments.

- Sources both AC and DC steady-state voltage - supplies 240 V DC/AC
- A single LED indicates functionality, making this unit a simple-to-use solution for verification of your test tool
- Compatible with both high impedance or low impedance multimeters, clamp meters or two pole testers
- Voltage is sourced through recessed contacts that are activated when tested probes are inserted to avoid accidental contact
- Includes Magnetic Hanging Strap
- Long battery life - 5,000 tests per set of four AA batteries
- One year warranty

Fluke PRV240FS Proving Unit

The Fluke PRV240FS Proving Unit is specifically built to prove the functionality of the FieldSense measurement on the Fluke T6 Electrical Testers. It also provides AC and DC voltages for other HiZ instruments in your tool box.

- Reduces the risk of shock and arc flash by validating the functionality of test tools without placing yourself in a potentially hazardous electrical environment
- Can prove functionality of the FieldSense measurement on the T6 Electrical Testers
- Sources both AC and DC steady-state voltage—supplies 240 V DC/AC
- A single switch and a set of LEDs indicate functionality of both the FieldSense “no-test-lead” voltage measurement capability, plus standard AC and DC measurements with test leads
- Compatible with high impedance multimeters or clamp meters
- Voltage is sourced through a central hub designed to test the T6 FieldSense open fork, as well as through recessed contacts that are activated when test probes are inserted to avoid accidental contact
- Long battery life - 2,000 tests per set of four AA batteries
- One year warranty



Fluke PRV240 FS



Specifications

	PRV240	PRV240FS
Output voltage	240 V AC RMS or DC ± 10 % ≥ 1 MΩ LoZ >3 kΩ load	240 V AC RMS or DC ± 10 % ≥ 1 MΩ
	60 V AC typical 50 V AC RMS minimum	
LED power indicator	Turns on when output voltage is present	Turns on when output voltage present
Battery	4 AA Alkaline batteries NEDA 24 A IEC LRO3	4 x AA Alkaline batteries NEDA 15 A IEC LR6
Battery life	5000 (5-second duration) test cycles with >1 MΩ load, 300 tests minimum with >3 kΩ load	2000 (10-second duration) test cycles with >1 MΩ load
Operating temperature	-10 °C to +50 °C	-10 °C to +50 °C
Operating altitude	2000 m	2000 m
Dimensions	11.7 cm x 7.4 cm x 2.8 cm, Pollution Degree 2	11.7 cm x 7.4 cm x 4.5 cm
Weight	0.23 kg includes batteries	0.32 kg includes batteries
Safety	IEC61010-1, IEC61010-2-030	IEC61010-1, IEC61010-2-030

Recommended Accessories



TPAK
Magnetic Meter Hanger
See page 152

Recommended Kits

Buy more, Save more



Fluke T6-1000 + PRV240FS
Proving Unit Kit
For more details see page 167

Fluke PRV240/FS Applications



Included Accessories

TPAK Hanging Strap, four AA Batteries, Instruction Sheet.

Ordering Information

PRV240 Proving Unit

PRV240FS Proving Unit

T6-1000 /PRV240FS T6-1000 & PRV240FS Proving Unit Kit

Contact your local distributor for price and availability.
www.fluke.com/au/wtb

Fluke 8846A, 8845A and 8808A Precision Bench Multimeters



Fluke 8846A



Fluke 8845A



Fluke 8808A



Fluke 8846A/8845A 6.5 Digit Precision Multimeters

These digital multimeters perform the functions you would expect to see in a multifunction DMM, including measuring volts, ohms and amps. Basic V DC accuracy of up to 0.0024 %, 10 A current range, and a wide ohms range give you an unbeatable combination of measurement capability.

Extend the meters' utility even more with their graphical display modes, including Trendplot™ paperless recorder mode, statistics and histograms—features you won't find on other multimeters

- 6.5 digit resolution
- Up to 0.0024 % accuracy
- Graphical analysis modes: TrendPlot, Histogram and Statistics
- Dual measurement inputs: front/rear
- Dual measurement display
- Wide measurement ranges
- IEEE, LAN, RS-232 interfaces
- USB memory device port (8846A)
- TL2X4 wire measurement technique
- 17025 accredited report of calibration included
- Three year warranty

Fluke 8808A 5.5 Digit Multimeter


The Fluke 8808A multimeter has a broad range of functions, measuring volts, ohms and amps with a basic V DC accuracy of 0.015 %. The meter is easy to use and include innovative functions to simplify routine testing and precision 4 wire resistance measurements.

- 5.5 digit resolution
- Up to 0.015 % accuracy
- Dual measurement display
- Sensitive DC leakage current ranges
- Front panel setup keys
- TL2X4 wire measurement technique
- Three year warranty

Specifications

	8808A	8845A	8846A
Display	Dual	Dual, graphical	
Resolution (digits)	5.5	6.5	
Measurements	V AC, V DC, I DC, I AC, Ω, Cont, Diode	V AC, V DC, I DC, I AC, Ω, Cont, Diode	
Basic V DC accuracy (% Reading + % Range)	0.015 + 0.003	0.0035 + 0.0005	0.0024 + 0.0005
Advanced measurements/functions	2x4 wire ohms, freq, i-Leakage dedicated setup keys	2x4 wire ohms, freq, period	2x4 wire ohms, freq, period, capacitance, temp (RTD)
Math	Null, dBm, dB, Min, Max	Null, dBm, dB, Min, Max, Ave, Std Deviation, MX+B	
Analysis	Limit Compare	Limit Compare, TrendPlot, Histogram, Statistics	
USB memory device port	No	No	Yes
Interfaces	RS-232, USB via optional adapter	RS-232, IEEE-488.2, LAN, USB via optional adapter	
Safety rating	CAT I 1000 V, CAT II 600 V	CAT I 1000 V, CAT II 600 V	

Recommended Accessories



TL2X4W-TWZ
2x4-Wire Ohms
Tweezers Test Leads

TL2X4W-PTII
2x4-Wire Ohms
Test Lead



Y8846D
Rack Mount Kit,
Dual

884X-CASE
Molded Plastic Case

Sample Screens

Fluke 8846A/8845A



Built-in TrendPlot graphically plots extent of drift and intermittent events.



Critical measurement statistics are conveniently displayed together.

Included Accessories

LCI Line Power Cord, Test Lead Set, Spare Line Power Fuse, Programmers Manual/ User Manual on CD-ROM, 884X-USB USB to RS232 Cable Adapter, FVF-BASIC FlukeView® Forms Software Basic Version.

Ordering Information

FLUKE 8808A 5.5 Digit Multimeter

FLUKE 8808A/SU 5.5 Digit Multimeter (Software + Cable)

FLUKE 8845A 6.5 Digit Precision Multimeter

FLUKE 8845A/SU 6.5 Digit Precision Multimeter (Software + Cable)

FLUKE 8846A 6.5 Digit Precision Multimeter

FLUKE 8846A/SU 6.5 Digit Precision Multimeter (Software + Cable)

Calibration & Service Agreement units also available.

Contact your local distributor for price and availability.
www.fluke.com/au/wtb

Bench Multimeters

Clamps Selection Guide



CLAMP METERS

Fluke Clamp Meters	Residential/Commercial Electrical		General Purpose		Industrial Electrical		HVAC/R		High-End Industrial, Utility		Leakage		Wireless	
	323	324	325	365	373	374 FC	375 FC	381	902 FC	353	355	368 FC/369 FC	a3000 FC	a3001 FC
Measurements														
AC current	•	•	•	•	•	•	•	•	•	•	•	•	•	•
AC voltage	•	•	•	•	•	•	•	•	•	•	•	•	•	•
Resistance	•	•	•	•	•	•	•	•	•	•	•	•	•	•
Continuity	•	•	•	•	•	•	•	•	•	•	•	•	•	•
DC volts	•	•	•	•	•	•	•	•	•	•	•	•	•	•
DC current	•	•	•	•	•	•	•	•	•	•	•	•	•	•
True-RMS	•	•	•	•	•	•	•	•	•	•	•	•	•	•
Frequency	•	•	•	•	•	•	•	•	•	•	•	•	•	•
AC + DC voltage	•	•	•	•	•	•	•	•	•	•	•	•	•	•
AC + DC current	•	•	•	•	•	•	•	•	•	•	•	•	•	•
Min/Max/Avg	•	•	•	•	•	•	•	•	•	•	•	•	•	•
4-20 mA (0.01 mA resolution)	•	•	•	•	•	•	•	•	•	•	•	•	•	•
Temperature	•	•	•	•	•	•	•	•	•	•	•	•	•	•
Capacitance	•	•	•	•	•	•	•	•	•	•	•	•	•	•
Measurement logging	•	•	•	•	•	•	•	•	•	•	•	•	•	•
Special Features														
Inrush current mode														
Low Pass filter for VFD's														
18-inch (45.7 cm) iFlex Flexible Current Probe														
Remote display														
Wireless														
Display														
Display hold														
Backlight														
Graphing display														
Specifications														
Jaw opening	30 mm (1.18 in)	30 mm (1.18 in)	30 mm (1.18 in)	18 mm (0.7 in)	32 mm (1.26 in)	34 mm (1.33 in)	34 mm (1.33 in)	34 mm (1.33 in)	30 mm (1.2 in)	58 mm (2.3 in)	58 mm (2.3 in)	40 mm (1.5 in)/61 mm (2.4 in)	34 mm (1.33 in)	254 mm (10 in) coil
Max wire size	300 mm ²	300 mm ²	300 mm ²	17 mm (0.67 in)	400 mm ²	400 mm ²	400 mm ²	400 mm ²	300 mm ²	400mm ² or 3x 240 mm ²	400mm ² or 3x 240 mm ²	400mm ² or 3x 240 mm ²	400 mm ²	
Current range AC RMS	0 to 400.0 A	0 to 400.0 A/4000.0 A	0 to 400.0 A/4000.0 A	0 to 200.0 A	0 to 600.0 A	0 to 600.0 A (2500 A with iFlex)	0 to 600.0 A (2500 A with iFlex)	0 to 999.9 A (2500 A with iFlex)	0 to 600.0 A	0 to 1400 A	0 to 1400 A	0 to 60 A	0 to 400A	0 to 2500A
Accuracy AC current (50/60 Hz)	± 5 counts	± 5 counts	± 5 counts	± 5 counts	± 5 counts	± 5 counts	± 5 counts	± 5 counts	± 5 counts	± 5 counts	± 5 counts	± 5 counts	± 5 counts	± 5 counts
AC Response	True-RMS	True-RMS	True-RMS	True-RMS	True-RMS	True-RMS	True-RMS	True-RMS	True-RMS	True-RMS	True-RMS	True-RMS	True-RMS	True-RMS
Current range DC				0 to 200 A				0 to 999.9 A	0 to 200 µA	0 to 2000 A	0 to 2000 A	0 to 2000 A		
Accuracy DC current				± 5 counts				± 5 counts	± 5 counts	± 5 counts	± 5 counts	± 5 counts		
Voltage range AC	0 to 600.0 V	0 to 600.0 V	0 to 600.0 V	0 to 600.0 V	0 to 600.0 V	0 to 1000 V	0 to 1000 V	0 to 1000 V	600.0 V	0 to 600.0 V	0 to 600.0 V	0 to 600.0 V		
Accuracy AC voltage	± 5 counts	± 5 counts	± 5 counts	± 5 counts	± 5 counts	± 5 counts	± 5 counts	± 5 counts	± 5 counts	± 5 counts	± 5 counts	± 5 counts		
Voltage range DC	0 to 600.0 V	0 to 600.0 V	0 to 600.0 V	0 to 600.0 V	0 to 600.0 V	0 to 1000 V	0 to 1000 V	0 to 1000 V	0 to 600.0 V	0 to 1000 V	0 to 1000 V	0 to 1000 V		
Accuracy DC voltage	± 5 counts	± 5 counts	± 5 counts	± 5 counts	± 5 counts	± 5 counts	± 5 counts	± 5 counts	± 5 counts	± 5 counts	± 5 counts	± 5 counts		
Resistance range	0 to 4000 Ω	0 to 4000 Ω	0 to 40 kΩ	0 to 6000 Ω	0 to 6000 Ω	0 to 60 kΩ	0 to 60 kΩ	0 to 60 kΩ	0 to 9999 Ω	0 to 400 kΩ	0 to 400 kΩ	0 to 400 kΩ		
Frequency measurement range		5 Hz to 500 Hz			500 Hz	500 Hz	500 Hz	500 Hz		5 to 1000 Hz	5 to 1000 Hz	40 to 1000 Hz		
Warranty and Safety														
Warranty (years)	2	2	2	3	3	3	3	3	3	3	3	1	3	3
Safety rating (EN 61010)	CAT IV 300 V, CAT III 600 V	CAT IV 300 V, CAT III 600 V	CAT IV 300 V, CAT III 600 V	CAT III 600 V	CAT III 600 V, CAT IV 300 V	CAT III 1000 V, CAT IV 600 V	CAT III 1000 V, CAT IV 600 V	CAT III 1000 V, CAT IV 600 V	CAT III 600 V	CAT III 1000 V, CAT IV 600 V	CAT III 1000 V, CAT IV 600 V	CAT III 600 V	CAT III 600 V	CAT III 1000 V, CAT IV 600 V
Fluke Connect														
Compatible with Fluke Connect™ App														

Fluke 381 Remote Display True-RMS AC/DC Clamp Meter with iFlex™



Fluke 381



The world's most advanced clamp meter

The Fluke 381 True-RMS AC/DC Clamp Meter combines iFlex flexibility with remote reading capability for the ultimate in innovation and safety. Now one technician can do jobs that would otherwise require two people. Clamp the Fluke 381 around a conductor, remove the display and walk across the room to operate controls or remove protective equipment, all while watching real-time readings.

The iFlex™ Flexible Current Probe (included) expands the measurement range to 2500 A AC while providing increased display flexibility. With a cord that runs 6 feet, you can finally measure those tight spaces, awkward sized conductors and disorganised wires.

- Remote display reads measurements up to 9.1 metres away
- iFlex Flexible Current Probe included, 18 inch circumference
- 2500 A AC current measurement with iFlex
- 999.9 A AC and DC current measurement with fixed jaw
- 1000 V AC and DC voltage measurement
- Frequency measurement to 500 Hz
- 60 kΩ resistance measurement
- Min/Max/Avg and inrush recording
- CAT IV 600 V, CAT III 1000 V
- Three year warranty

Fluke 365 Detachable Jaw True-RMS AC/DC Clamp Meter



Fluke 365



Where rugged meets reliable

The Fluke 365 True-RMS AC/DC Clamp Meter offers a small, detachable jaw with 1.2 metres of coil that makes it easy to take and read measurements in tight or hard-to-reach places.

- 200 A AC and DC current measurement with detachable jaw
- 600 V AC and DC voltage measurement
- Detachable jaw makes accessing wires and viewing the display easier
- Built in flashlight/torch allows for easy illumination and identification of wires
- CAT III 600 V
- Compact design fits in your hand and can be used while wearing protective equipment
- State of the art signal processing allows for use in noisy electrical environments while providing stable readings
- Large, easy to read, backlight display automatically sets the correct measurement range so you do not need to change switch positions while taking a measurement
- Three year warranty

See detailed specifications chart on page 27.

Recommended Accessories

Fluke 381



TL175
TwistGuard™
Test Leads
See page 138

TLK289
Industrial Master
Test Lead Set
See page 142



AC87
Heavy Duty Bus Bar
Clip Set
See page 139

FTP-1
SureGrip™ Fused
Test Probe Set
See page 140



i2500-10
10 inch iFlex™ Flexible
Current Probe
See page 29

C345
Large Soft Case
See page 150

Fluke 365



FTPL-1
SureGrip™ Fused Test
Probe and Lead Set
See page 140

TL71
Premium
Test Lead Set
See page 138



TL220
SureGrip™ Industrial
Test Lead Set
See page 142

TL224
SureGrip™ Silicone
Insulated Test Leads
See page 139



AC285
SureGrip™ Alligator Clips
See page 139

C43
Small Soft Case
See page 150

Included Accessories

18-inch iFlex™ Flexible Current Probe (Fluke 381 only), Test Leads, Soft Carrying Case, Instruction Card, Safety Information Sheet, two AA Alkaline Batteries.

Ordering Information

FLUKE 381 Remote Display True-RMS AC/DC Clamp Meter with iFlex™

FLUKE 365 Detachable Jaw True-RMS AC/DC Clamp Meter

Contact your local distributor for price and availability.
www.fluke.com/au/wtb

Fluke 370 Series Clamp Meters



Fluke 376 FC with iFlex™



Be ready for anything

The Fluke 370 Series of True-RMS Clamp Meters provides a range of state-of-the-art features to meet even the most demanding job requirements.

All four of the clamp meters have improved base features such as a large, backlit display, true-RMS standard, CAT IV safety rating and a durably constructed body. Additionally, the 376 FC, 375 FC and 374 FC are a part of the Fluke Connect® family of wireless test tools and are compatible with the iFlex™ Flexible Current Probe (included with the 376 FC, sold separately for the 375 FC and 374 FC), and provide increased measurement readings to 1000 A and 1000 V AC and DC. Three year warranty.



Fluke 375 FC Fluke 374 FC Fluke 373

Specifications

Functions	Range	373	374 FC	375 FC	376 FC
Current AC	0 to 600.0 A	2% ± 5 counts	2% ± 5 counts	2% ± 5 counts	-
	0 to 999.9 A	-	-	-	2% ± 5 counts
Current DC	0 to 600.0 A	-	2% ± 5 counts	2% ± 5 counts	-
	0 to 999.9 A	-	-	-	2% ± 5 counts
Voltage AC	0 to 600.0 V	1% ± 5 counts	1.5% ± 5 counts	1.5% ± 5 counts	1.5% ± 5 counts
	0 to 600.0 V	1% ± 5 counts	1% ± 5 counts	1% ± 5 counts	-
Voltage DC	0 to 1000 V	-	-	-	1% ± 5 counts
	0 to 1000 V	-	-	-	-
Resistance range	-	0 to 6000 Ω	0 to 6000 Ω	0 to 6000 Ω	0 to 60 kΩ
Jaw opening	-	32 mm	34 mm	34 mm	34 mm
Max. wire size	-	750 MCM	750 MCM	750 MCM	750 MCM
Frequency measurement range	-	-	-	500 Hz	500 Hz

Fluke iFlex™ Flexible Current Probe



Unprecedented measurement flexibility

The iFlex Flexible Current Probe expands the measurement range of select Fluke Clamp Meters to 2500 A AC while providing increased display flexibility, improved wire access and the ability to measure awkward-sized conductors. Available in 18 inch and 10 inch coil sizes.

- Compatible to Fluke 374 FC, 375 FC, 376 FC and 381
- CAT IV 600 V, CAT III 1000 V
- 7.5 mm coil diameter allows measurement in tight spaces
- 1.8 m cable
- Three-year warranty

Visit www.fluke.com/au/clamps for additional specifications.

Recommended Accessories



TL223-1
SureGrip™ Electrical
Test Lead Set
See page 142

TL224
SureGrip™ Silicone
Insulated Test Leads
See page 139



TL175
TwistGuard™
Test Leads
See page 138

AC285
SureGrip™
Alligator Clips
See page 139



i2500-18
18 inch iFlex™ Flexible
Current Probe
See page 29

C43
Small Soft Case
See page 150

Fluke Connect® Enabled



The Fluke 376 FC, 375 FC, and 374 FC are a part of the Fluke Connect family of wireless test tools.

- Trend measurements, pinpoint intermittent faults and transmit results wirelessly by connecting your meter to your phone via Fluke Connect Measurements app
- Create and send reports right from the field
- Stay safely away from the arc flash zone through Bluetooth connectivity

Included Accessories

18-inch iFlex™ Flexible Current Probe (Fluke 376FC only), Test Leads, Soft Carrying Case, Instruction Card, Safety Information Sheet, two AA Alkaline Batteries.

Ordering Information

FLUKE 373 True-RMS AC Clamp Meter

FLUKE 374 FC True-RMS AC/DC FC Clamp Meter

FLUKE 375 FC True-RMS AC/DC FC Clamp Meter

FLUKE 376 FC True-RMS AC/DC FC Clamp Meter with iFlex™

i2500-10 iFlex™ Flexible Current Probe 25 cm

i2500-18 iFlex™ Flexible Current Probe 45 cm

Contact your local distributor for price and availability.
www.fluke.com/au/wtb

Fluke 902 FC True-RMS HVAC Clamp Meter



Fluke 902 FC



Improve productivity in the field

The Fluke 902 FC delivers the features necessary to diagnose and repair HVAC systems. Additionally, with Fluke Connect® you can trend measurements, create and send reports right from the field, safely stay away from live equipment.

Applications for HVAC

- 200 µA DC current measurements to measure flame rod
- Extended resistance range to measure thermistors up to 60kΩ
- Capture flue gas temperature
- Measure start and run motor capacitors
- Measure performance of variable frequency drives
- Temperature measurement from -10 °C to 400 °C
- 1000 µF capacitance measurement
- CAT III 600V, CAT IV 300V safety rating
- Three year warranty

Functions	Range	Resolution	Accuracy
A AC (via Jaw)	60/600 A	0.01/0.1 A	2.0 % ± 5 digit (45-65 Hz) 2.5 % ± 5 digit (65-400Hz)
V AC	600 V	0.1 V	1.5 % ± 5 digit (45-400Hz)
V DC	600 V	0.1 V	1 % ± 5 digits
Ohms	600/6,000 /60,000 Ω	0.1/1/10	1 % ± 5 digits
µA	200 µA	0.1 µA	1 % ± 4 digits
Contact Temperature	10 to 400 °C	0.1 C/F	1 % ± 8 digits
Capacitance	100.0/1000µF	0.1/1µF	1 % +/- 4 digits
Continuity Beeper			
Beep Volume	75 dBA nom. 15 cm from case front		
On Threshold	<=30 Ω		

Recommended Accessories

Fluke 902 FC




Fluke 320 Series True-RMS Clamp Meters



Fluke 324

Fluke 323




Go to work with the best

True-RMS measurements and optimised ergonomics make the Fluke 320 Series True-RMS Clamp Meters the best general troubleshooting tools for commercial and residential electricians. The 323, 324 and 325 are designed to verify the presence of load current, AC voltage and continuity of circuits, switches, fuses and contacts. These small and rugged clamp meters are ideally suited for current measurements up to 400 A in tight cable compartments. The Fluke 325 also offers DC current and frequency measurements.

- 400 A AC current measurement (AC and DC current; 325 only)
- 600 V AC and DC voltage measurement
- True-RMS AC voltage and current for accurate measurements on non-linear signals
- Resistance measurement to up to 40 kΩ with continuity detection
- Temperature and capacitance measurement (324 and 325 only)
- Frequency measurement (325 only)
- Slim, ergonomic design
- Large, easy to read backlight display (324 and 325 only)
- CAT IV 300 V/CAT III 600 V safety rating
- Hold button
- Two year warranty

Recommended Accessories



Fluke 368 FC/369 FC AC True-RMS Leakage Current Clamp Meter



Fluke 369 FC

Fluke 368 FC

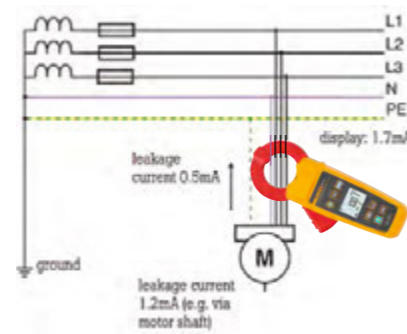


Measure leakage current to track small problems, avoid large problems

The Fluke 360 Series of True-RMS Leakage Current Clamp Meters help users detect, document, record and compare leakage current readings over time as a means of preventing unplanned downtime, and identifying intermittent GFCI and RCD trips, without taking equipment offline.

- True-RMS measurements for accuracy when measuring complex, non-sinusoidal waveforms
- Jaw size: 40 mm (368 FC) and 61 mm (369 FC)
- Current resolution 1 µA/0.01 mA and 0.01 A/0.1 A
- Frequency range 40 Hz to 1 kHz
- Selectable filter 40 Hz to 70 Hz or wideband 40 Hz to 1 kHz
- Highest resolution of 1 µA, measure up to 60 A
- Forward-facing LED worklight for use in dark wiring cabinets
- Backlit display; auto backlight off and auto power off for extended battery life.
- Wireless data connectivity via Fluke Connect
- CAT III 600V safety rating
- Three year warranty

Technical Specifications	
Measurement Function	Alternating current
AC Ampere Range	3 mA, 30 mA, 300 mA, 3 A, 30 A, 60 A
Range Selection	mA A: manual selection 3 mA, 30 mA, 300 mA: automatic selection 3 A, 30 A, 60 A: automatic selection
Frequency	40 Hz to 1 kHz
Crest Factor	Three



Included Accessories

Fluke 902 FC: TL75 Test leads, 80BK Integrated DMM Temperature Probe, two AA Alkaline Batteries, Soft Carrying Case, Statement of Calibration Practices and User Manual.
Fluke 368 FC/369 FC: Soft Case, two AA Batteries, Safety Manual.

Ordering Information

- FLUKE 902 FC** HVAC Clamp Meter
- FLUKE 368 FC** AC Leakage Current Clamp Meter
- FLUKE 369 FC** AC Leakage Current Clamp Meter

Contact your local distributor for price and availability.
www.fluke.com/au/wtb

Specifications

	Residential/Commercial Electrical		Light Industrial
	323	324	325
Measurements			
AC current	•	•	•
AC voltage	•	•	•
Resistance	•	•	•
Continuity	•	•	•
DC volts	•	•	•
DC current	-	-	•
True-RMS	•	•	•
Frequency	-	-	•
Min/Max/Avg	-	-	•
Temperature	-	•	•
Capacitance	-	•	•
Display			
Display hold	•	•	•
Backlight	-	-	•
Specifications			
Jaw opening	30 mm		
Max wire size	600 MCM		
Current range AC RMS	0 to 400.0 A		
Accuracy AC current (50/60 Hz)	2.0 % ± 5 digits	1.5 % ± 5 digits	2.0 % ± 5 digits
AC response	True-RMS		
Current range DC	-	-	0 to 400 A
Accuracy DC current	-	-	2.0 % ± 5 digits
Voltage range AC	0 to 600.0 V		
Accuracy AC voltage	1.5 % ± 5 digits		
Voltage range DC	0 to 600.0 V		
Accuracy DC voltage	1 % ± 5 digits		
Resistance range	0 to 4000 Ω	-	0 to 40 kΩ
Frequency measurement range	-	-	500 Hz



Included Accessories

Test Leads, Soft Case, User Manual

Ordering Information

- FLUKE-323** True RMS Clamp Meter
- FLUKE-324** True RMS Clamp Meter
- FLUKE-325** True RMS Clamp Meter

Contact your local distributor for price and availability.
www.fluke.com/au/wtb

Fluke 350 Series AC/DC True-RMS Clamp Meters



Fluke 353

Fluke 355

Versatile, professional and accurate

Confidently take reliable readings with the True-RMS Fluke 353 and 355 Clamp Meters—the tools of choice for high current clamp-on amp meter measurements up to 2000 A.

- Reliably handle a wide range of high-current applications with 2000 A AC+DC True-RMS, 1400 A AC, and 2000 A DC
- Large 58 mm jaw
- Inrush current measurement
- High voltage measurement of 1000 V AC+DC True-RMS, 600 V AC, and 1000 V DC (355 only)
- Resistance to 400 K Ω (355 only)
- Continuity beeper (355 only)
- Frequency measurement to 1 KHz
- Selectable low-pass filter mode
- Min/Max/Avg
- Large display with backlight
- Three year warranty



Features

	353	355
True-RMS measurements	•	•
Display backlight	•	•
Motor start-up current	•	•
Min/Max/Average	•	•
Voltage AC/DC	-	•
Resistance measurement	-	•
Continuity measurement with beeper	-	•

Specifications

Functions	Range	353	355
Current AC/DC	0-40.00 A	1.5% \pm 15 counts	1.5% \pm 15 counts
	0-400.0 A	1.5% \pm 5 counts	1.5% \pm 5 counts
	0-2000 A; 1400 AC RMS		
Crest Factor		2.4	2.4
Voltage AC/DC	0-4.000 V		1% \pm 10 counts
	0-40.00 V		1% \pm 5 counts
	0-400.0 V		
	0-600 V AC RMS		
	0-1000 V DC		
Resistance	0-400.0 Ω		1.5% \pm 5 counts
	0-4.000 k Ω		
	0-40.00 k Ω		
	0-400.0 k Ω		
Continuity beeper	Appr. \leq 30 Ω		
Frequency	5.0Hz to 100.0Hz		0.2% \pm 2 counts
	100.1Hz to 999Hz		0.5% \pm 5 counts

Power Supply	6 x 1.5V AA NEDA 15A or 1EC LR6
Battery life	100 hours (with typical usage, backlight off)
Size (HxWxD)	300 mm x 98 mm x 52 mm
Jaw opening	58 mm
Weight	0.814 kg

Recommended Accessories



Included Accessories

Fluke 353: C43 Soft Meter Case, six AA Batteries, User Manual.

Fluke 355: C43 Soft Meter Case, six AA Batteries, TL224 SureGrip™ Silicone Test Lead Set, TP2 Slim Reach Test Probe Set (2 mm), AC285 SureGrip™ Alligator Clip Set, User Manual.

Ordering Information

FLUKE-353 True RMS AC/DC Clamp Meter

FLUKE-355 True RMS AC/DC Clamp Meter

Contact your local distributor for price and availability.
www.fluke.com/au/wtb



BATTERY TESTERS

Fluke BT500 Series Battery Analysers



Fluke BT521

Fluke BT510



More battery tests. Less time.

Fluke's BT500 Series Battery Analysers cover a broad range of battery test functions ranging from DC voltage and resistance tests to full condition testing using an automated string function testing and the test probe integrated infrared temperature measurement system. 500 Series Battery Analysers are designed for measurements on stationary batteries of all types.

- The world's fastest battery measurements- reduce time of a typical battery measurement with 50% from 8 seconds to 4 seconds.
- Unique CATIII 600V safety rating
- **Key measurements:** Battery resistance, DC and AC voltage, DC and AC current, ripple voltage, frequency and battery temp.
- **Sequence measurement mode:** Automatic or manual sequence testing of battery strings with automatic measurement storage including voltage, resistance and temperature (with BTL21 intelligent test probe).
- **Optimised user interface:** Quick, guided setup ensures you're capturing the right data every time.
- **Intelligent test probe set (BT520 and BT521):** Integrated LCD display, infrared temperature measurement (BT521 only), verbal audio feedback and captures voltage readings and temperature logging automatically or via integrated save button.
- Three year warranty

Specifications

Functions	Range	Resolution	Accuracy	BT510	BT520	BT521
Battery resistance ¹	3 mΩ	0.001 mΩ	1 % + 8	•	•	•
	30 mΩ	0.01 mΩ	0.8 % + 6	•	•	•
	300 mΩ	0.1 mΩ	0.8 % + 6	•	•	•
	3000 mΩ	1 mΩ	0.8 % + 6	•	•	•
V DC	6 V	0.001 V	0.09 % + 5	•	•	•
	60 V	0.01 V	0.09 % + 5	•	•	•
	600 V	0.1 V	0.09 % + 5	•	•	•
	1000 V	1 V	0.09 % + 5	-	-	•
V AC (45 Hz to 500 Hz with 800 Hz filter)	600 V	0.1 V	2 % + 10	•	•	•
Frequency (displayed with Vac and Aac) ²	500 Hz	0.1 Hz	0.5 % + 8	•	•	•
AC voltage ripple (20 KHz Max)	600 mV	0.1 mV	3 % + 20	•	•	•
	6000 mV	1 mV	3 % + 10	•	•	•
A DC/A AC (with accessory Fluke i410)	400 A	1 A	3.5 % + 2	-	-	•
Temperature	0 °C to 60 °C	1 °C	2 °C	-	-	•
Meter mode	999 records for each measurement position with time stamp					
Sequence mode	Up to 100 profiles and 100 profile templates (Each profile stores up to 450 batteries) with time stamp					

General Specifications

Size (HxWxD) and Weight	220 x 103 x 58 mm, 850 g
Screen dimensions	77 x 56 mm
Interface	USB mini
Operating temperature	0 °C to 40 °C
Lithium-ion battery charging temperature	0 °C to 40 °C
Operating humidity	Non-condensing (10 °C), <=80 % RH (at 10 °C to 30 °C), <=75 % RH (at 30 °C to 40 °C)
IP rating	IP40
Radio	FCC Class A
Vibration requirements	MIL-PRF-28800F: Class 2
Drop test requirements	1 metre
Temperature coefficients	Add 0.1 x specified accuracy for each degree C above 28 °C or below 18 °C
Safety compliance	600 V CAT III

¹ The measurement is based on AC injection method. The injected source signal is <100 mA, 1 kHz.

² Trigger level VAC: 10 mV, AAC: 10 A

Recommended Accessories



BP500
Lithium-ion Battery
3000mAh



i410
AC/DC
Current Clamp
See page 148



BT500-PROBE-TIP
10 Count Probe Tips,
Covers



BTL10
Basic Battery Analyser
Test Leads



BTL20
Interactive Battery
Analyser Test Probe



BTL21
Intelligent
Test Probe

Intelligent Test Probe Application



Included Accessories

4-Wire Test Pin (set), BTL10 Basic Test Lead (set), TL175 TwistGuard™ Test Leads with Adapter, L300 Attachable LED Flashlight (2) (BT520 and BT521 only), BTL20 Intelligent Test Probe Set with Extender (no Temperature Sensor)(BT520 only), BTL21 Intelligent Test Probe Set with Extender and Temperature Sensor (BT521 only), i410 AC/DC Current Clamp (BT521 only), BP500 Lithium-ion Battery, BC500 AC Charger, Mini-USB Cable, Shoulder Strap, Belt Strap, Magnetic Hanging Strap, FlukeView® Battery Management Software, Soft Carrying Case, Spare Fuses (2), Battery Tags (BT520 and BT521 only).

Ordering Information

FLK-BT510 Basic Battery Analyser

FLK-BT520 Battery Analyser

FLK-BT521 Advanced Battery Analyser

Contact your local distributor for price and availability.

www.fluke.com/au/wtb



ELECTRICAL TESTERS

Fluke T6 Series Electrical Testers with FieldSense

NEW



Fluke T6-600 Fluke T6-1000



Measure voltage without test leads

Measure voltage up to 1000 V AC through the open fork, without test lead contact to live voltage.* Without opening covers or removing wire nuts; on wires up to 4/0 (120 mm²), carrying as much as 200 A. It will change your job.

- FieldSense technology for AC voltage, current and frequency measurement without making electrical contact to live voltage*
- Simultaneous voltage and current display (T6-1000) – shows all power supply measurements at a glance for efficient troubleshooting
- 1 to 1000 V AC or DC (T6-1000); 600 V AC or DC (T6-600)
- 0.1 to 200 A AC
- Resistance 1 Ω to 100 kΩ (T6-1000), 1 Ω to 2000 Ω (T6-600)
- Frequency measurement 45 Hz to 66 Hz (T6-1000)
- Works wire up to AWG 4/0 (17.8 mm jaw opening)
- HOLD button temporarily freezes the reading for easy viewing
- Easy to read display with backlight
- Accepts optional Fluke TPAK Magnetic Meter Hanger for convenient operation
- Two year warranty

* Voltage measurement requires capacitive path to ground, provided through user in most applications. Ground connection via test lead may be required in some situations.

Recommended Accessories



Recommended Kits

Buy more, Save more



Fluke T6-600/62MAX+/1AC Combo Kit



Fluke T6-1000/ H-T6 Holster/ 1AC-A1 Combo Kit



Fluke T6-1000/PRV240FS Proving Unit Combo Kit

For more details see page 167

Included Accessories

Attached Test Leads with removable 4 mm Probe Cap and User Documentation.

Ordering Information

T6-600	Electrical Tester
T6-1000	Electrical Tester
T6-600 /62MAX+/1AC	T6-600 Tester, 62MAX+ & 1AC-II Kit
T6-HT6-1AC KIT	T6-1000 Tester, H-T6 Holster & 1AC Kit
T6-1000/PRV240FS	T6-1000 & PRV240FS Proving Unit Kit

Fluke T5 Series Electrical Testers



Fluke T5-600 Fluke T5-1000



Fluke T5 Series Voltage, Continuity and Current Testers

The Fluke T5 Electrical Testers let you check voltage, continuity and current with one compact tool. OpenJaw™ current lets you check current up to 100A - without breaking the circuit. Its tough test leads stow neatly in the back of the tester, making it easy to tote the T5 in your tool pouch. Detachable SlimReach™ test probes are customised for national electrical standards. The test leads accept optional accessories such as clips and specialty probes. Available in 600V and 1000V models.

- Excellent front-line troubleshooting and measurement tool
- Available in 600 V and 1000 V models
- Digital display
- OpenJaw™ current measurement
- Rotary switch selects volts, amps and ohms functions
- Heavy-duty test leads
- Two year warranty

Functions	T5-1000	T5-600
Measure AC/DC voltage	1000 V	600 V
Measure AC current (average)	100 A	100 A
Measure continuity	< 25 Ω	< 25 Ω
Measure resistance	1000 Ω	1000 Ω
DC polarity indicator	Yes	Yes
Detachable probe tips with optional probe tips styles	Yes	Yes
Safety rating	1000 V Overvoltage CAT III	600 V Overvoltage CAT III

*Voltage levels will vary depending on country of intended use.

Fluke VoltAlert™ Family



Fluke 1AC-II



Fluke LVD1A

Fluke LVD2

Functions	1AC-A1-II	LVD1A	LVD2
Voltage	90 V AC to 1000 V AC	40 V AC to 300 V AC	90 V AC to 900 V AC
CAT Rating	CAT IV 1000V	CAT IV 600V	CAT IV 600V
Voltage Detection	•	•	•
Batteries Included	•	•	•
On/Off Button	•	•	•
Voltbeat™	•		
Audible/Silent	•		
LED Flashlight		•	•

Recommended Accessories Fluke T5 Series



Recommended Kits

Buy more, Save more



Fluke T5-H5-1AC-II Electrical Tester Kit



Fluke T5-600/62 MAX+/1AC-II Infrared Thermometer and Electrical Tester Kit

For more details see page 167

Included Accessories

Fluke T5-600 & T5-1000: Detachable Probes and Instruction Sheet.

Ordering Information

FLUKE T5-600	Electrical Tester
FLUKE T5-1000	Electrical Tester
FLUKE T5-H5-1AC KIT	Electrical Tester H5 Holster and Voltage Detector Kit
FLUKE T5-600/62 MAX+/1AC Kit	Electrical Tester, IR Thermometer, Voltage Detector Kit
FLUKE 1AC-A1-II	VoltAlert™ Voltage Detector
FLUKE LVD1A	Volt Light
FLUKE LVD2	Volt Light

Contact your local distributor for price and availability.
www.fluke.com/au/wtb

Specifications

Measurement Specifications	T6-600	T6-1000			
Function	Requires test leads	Range	Range	Resolution	Accuracy ⁽¹⁾
FieldSense AC voltage	No	600 V	1000 V	1 V	±(3 % + 3 counts) ^[2] ^[3] 45 Hz - 66 Hz
FieldSense AC current	No	200.0 A	200.0 A	0.1 A	±(3 % + 3 counts) 45 Hz - 66 Hz
FieldSense frequency (Hz)	No		45 Hz - 66 Hz	1 Hz	±(1 % + 2 counts) ^[3]
Volts AC	Yes	600 V	1000 V	1 V	±(1.5 % + 2 counts) 45 Hz - 66 Hz
Volts DC	Yes	600 V	1000 V	1 V	±(1 % + 2 counts)
Resistance	Yes	2000 Ω	2000 Ω	1 Ω	±(1 % + 2 counts)
	Yes		20.00 kΩ	0.01 kΩ	±(1 % + 2 counts)
	Yes		100.0 kΩ	0.1 kΩ	±(1 % + 2 counts)
Safety (measurement category)		600 V CAT III	1000 V CAT III 600 V CAT IV		

Accuracy⁽¹⁾: ± ([% of reading] + [number of least significant digits]). Accuracy is specified for 1 year after calibration, at 18 °C to 28 °C (64 °F to 82 °F) with relative humidity to 90 %. AC conversions are ac-coupled, RMS responding.

Accuracy⁽²⁾: Add 3 % without an external ground connection. External ground connection required for user wearing insulated gloves, standing on an insulated ladder and otherwise insulated from earth ground.

Accuracy⁽³⁾: FieldSense specified from 16V to 100% of range.

General Specifications	
Calibration	1-year calibration cycle
Dimensions	61.1 mm x 259.3 mm x 43.8 mm
Weight	0.35 kg
Fork opening	17.8 mm
Battery Type and Life	2 x AA (IEC LR6); 360 hours continuous, typical; 200 hours using FieldSense function

Electrical Testers

Fluke T Series Voltage and Continuity Testers



Fluke T150 Fluke T130



Fluke T90 Fluke T110, T130, T150

Rugged, high-quality testers for fast test results the way you need them

Fluke's family of Two-Pole Voltage Testers are built with state-of-the-art measurement and safety technology. These testers offer everything you expect from Fluke and a little bit more.

- Rugged, high-quality construction is built to last. This includes a heavy duty molded case, a thicker cord with wear indicator, sturdy battery case, and well fitting and durable probe protector.
- Fast test results the way you need them, with large, easy-to-use buttons, bright backlights, and clear audible and physical indicators designed for any work situation.
- Enhanced ergonomic design feels good in your hand, is easy to use (even with gloves on) and quick, secure probe docking.
- Compliant with regulation HSE GS 38 (tip caps) and IEC EN 61243-3: 2010
- Three year warranty



Fluke T110 Fluke T90

Recommended Accessories



C150
Soft Case
See page 150

H15 Holster
Continuity Tester
Holster
See page 152

Fluke T Series Applications



Features

	T90	T110	T130	T150
Backlit LED indicator	•	•	•	•
Backlit LCD Digital Display	-	-	LCD	LCD
Continuity test - visual results	•	•	•	•
Continuity test - audible results	•	•	•	•
Vibratory indicator under load	-	with on/off	with on/off	with on/off
Display Hold	-	-	•	•
Voltage Test	•	•	•	•
Indication of polarity	•	•	•	•
Resistance measurement	-	-	-	•
Switchable Load	-	•	•	•
Single pole test for phase detection	•	•	•	•
Rotary field indicator	-	•	•	•
Probe tip protection	•	•	•	•
Voltage display with discharged batteries	•	•	•	•
Electrical torch function	•	•	•	•
Wear indicator test lead wire	•	•	•	•

Specifications

	T90	T110	T130	T150
Voltage AC/DC	12V - 690V	12V - 690V	6V - 690V	6 V - 690 V
Continuity	0 - 400 kΩ			
Frequency	0 - 60 Hz	0 - 400 Hz		
Phase rotation	-	100 V - 690 V		
Resistance measurement	-	-	-	Up to 1999 Ω
Response time (LED ladders)	< 0.1 s			
200 kΩ input impedance	Current draw 3,5 mA @ 690 V, Current draw 1,15 mA @ 230 V			
7k Ω input impedance (with load buttons pressed)	-	current draw 30 mA @ 230 V		
Safety rating	CAT II 690V CAT III 600V	CAT III 690V CAT IV 600V		
IP rating	IP54	IP64	IP64	IP64
Battery type	Alkaline supplied, usable with 1.2 V NiCD or NiMH rechargeable batteries			
Size (HxWxD)	100 mm x 250 mm x 125 mm			
Weight	1.3 kg			

Included Accessories

Two AA Batteries and Instruction Sheet.

Ordering Information

- FLUKE-T90** Voltage/Continuity Tester
- FLUKE-T110** Voltage/Continuity Tester with Switchable Load
- FLUKE-T130** Voltage/Continuity Tester with LCD Switchable Load
- FLUKE-T150** Voltage/Continuity Tester with LCD, OHMS, Switchable Load

Contact your local distributor for price and availability.
www.fluke.com/au/wtb

Fluke 1000FLT Fluorescent Light Tester



Fluke 1000FLT



The most complete lamp tester helps save you time, reduce costs

The Fluke 1000FLT allows you to perform 5 tests with one compact tool. If your job requires keeping large numbers of fluorescent lights shining, the Fluke 1000FLT is an indispensable tool. This tester is a real time and money saver.

- Saves time and reduces costs: Perform all 5 essential lighting tests in under 30 seconds to pinpoint problems and verify operation when done
- Survives on-the-job handling: Drop-tested to survive from a two metre ladder
- Easy to use: Bright indicator light plus audible alert
- Built to last, easy to maintain: The Fluke 1000FLT's extendable test rod is all metal and very rugged. But should the need arise, this test rod is easily replaced
- Three year warranty

Save time, reduce costs.

The Fluke 1000FLT offers 5 essential lighting tests:


- 1** Lamp test: test bulb without removing from fixture.
- 2** Ballast test: easily determine if ballast is working.
- 3** Non-contact voltage: quickly check for voltage presence.
- 4** Pin continuity test: tests if filaments have continuity.
- 5** Ballast-type test: determine if ballast is electronic or magnetic without taking fixture apart- identify energy wasting ballasts.

Specifications

Test Specifications	
Lamp Test Max Output	3000 V peak-peak
Ballast Test	20 kHz
Ballast Type Discriminator	≤3 m distance
Pin Continuity Test	< 1 kΩ
NCV (VoltAlert™)	85 to 277 V AC, 45 to 67 Hz, ≤10 cm distance
Temperature	Operating -10 °C to +50 °C, Storage -40 °C to +60 °C
Relative Humidity	85 % maximum
Safety rating	IEC 61010-1, pollution degree 2

Mechanical & General Specifications	
Size	21.5 cm x 3.0 cm x 6.5 cm
Weight	0.37 kg
Battery type	4 x AA alkaline IEC LR6
Battery life	40 hours
Auto Power Off	20 minutes after non-use
Low Battery Indicator	Power button light blinks when power is low (typically 85 % of capacity depleted)
Operating altitude	< 2000 m
Electromagnetic Environment	EN 61326-1: Portable
Resistance to impact	2 metre drop

Fluke 1000FLT Applications



Lamp test: Test bulb without removing from fixture



Non-contact voltage: Quickly check for voltage presence



Pin continuity test: Test if filaments have continuity

Included Accessories

Four AA Alkaline Batteries, H1000 Holster, Quick Reference Guide.

Ordering Information

FLUKE-1000FLT Fluorescent Light Tester

Contact your local distributor for price and availability.
www.fluke.com/au/wtb

Fluke 2042 Cable Locator



Receiver
Transmitter

The multipurpose solutions to cable location

The Fluke 2042 is a professional general purpose cable locator. It is ideal for tracing cables in walls and underground, locating fuses/breakers on final circuits and locating interruptions and short-circuits in cables and electrical floor heating systems.

It can also be used for tracing metallic water and heating pipes. The unit is supplied as a complete kit comprising of a transmitter and receiver in a purpose-made carry case. The receiver also incorporates a torch function for working in dimly lit locations.

- For all applications (live or dead cables) without additional instruments
- Set includes a transmitter and a receiver
- Proven digitally coded sender signal guarantees clear signal identification
- Transmitter with LCD-display for transmitting level, transmitting code and external voltage
- Receiver with a backlight LCD-display for level of receiving signal, code of receiving signal and live voltage indication

- Automatic or manual adjustment of receiving signal sensitivity
- Switchable acoustic receiving signal
- Auto-Power-Off
- Additional torch lamp function for working in dark environments
- Additional transmitters are available for extension or to distinguish between several signals.
- Two year warranty

Specifications

	Transmitter	Receiver
Voltage Measurement Range	12V, 50V, 120V, 230V, 400V	
Frequency Range	0..60 Hz	
Output signal	125 kHz	
Voltage	Up to 400V AC/DC	
Main voltage detection		0..0.4m
Operating Temperature	0 to 40°C	0 to 40°C
Storage Temperature	-20°C to +60°C	-20°C to +60°C
Humidity (Without Condensation)	Max. 80% relative	Max. 80% relative
Operating Altitude	Up to 2000 m	Up to 2000 m
Electrical Safety	EN 61010-1	
Overvoltage Category	Cat. III 300 V	
Voltage Test	•	•
Indication of polarity	•	•
Resistance measurement		
Batteries	6 pc Batteries 1.5V	1 pc Battery 9V
Size (HxWxD)	190 mm x 85 mm x 50 mm	250 mm x 65 mm x 45mm
Weight	0.45 kg	0.36 kg

Recommended Accessories

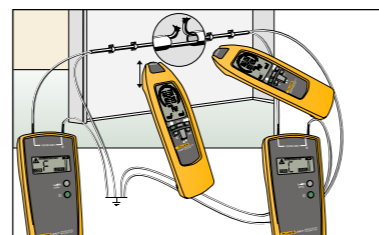


2042T Transmitter

Fluke 2042 Applications



Location of fuses/breakers and assignment to circuits



Precise location of cable interruptions with additional transmitter

Included Accessories

TL27 Heavy Duty Test Lead Set (2), TP74 Lantern Tip Test Probe Set, AC285 Alligator Clip Set, Soft Carrying Case, Hard Case.

Ordering Information

FLUKE-2042 Cable Locator (Transmitter & Receiver)

FLUKE-2042T Cable Locator Transmitter

Contact your local distributor for price and availability.
www.fluke.com/au/wtb

Fluke 9040 and 9062 Phase Rotation Indicators

Take the guesswork out of phase/motor rotation measurements



Fluke 9040



Fluke 9062



Fluke 9040 Phase Rotation Indicator

The Fluke 9040 is effective for measuring phase rotation in all areas where three-phase supplies are used to feed motors, drives and electrical systems. The Fluke 9040 is a rotary field indicator and can provide clear indication of the 3 phase via an LCD display and the phase rotation direction to determine correct connections. It allows rapid determination of phase sequence and has a voltage (up to 700 V) and frequency range suitable for commercial and industrial applications. Test probes supplied with the instrument have a variable clamping range for safe contact, especially in industrial sockets.

- 3 phase indication
- Indication of phase rotation
- Clear LCD display
- No battery required
- Two year warranty

Fluke 9062 Motor and Phase Rotation Indicator

The unique Fluke 9062 provides rotary field and motor rotation indication with the benefits of contactless detection.

- 3 phase indication
- Indication of phase rotation
- Indication of motor rotation direction
- Contact free determination of the rotation direction of running motors
- Two year warranty

Made for commercial and industrial environments, the Fluke 9062 provides rapid indication of 3 phase rotation using test leads supplied or can be used to determine motor rotation on synchronous and asynchronous 3 phase motors. The contactless detection is ideal for use on motors where the shaft is not visible. Test probes supplied with the instrument have a variable clamping range for safe contact, especially in industrial sockets.

Specifications

	9040	9062
Voltage range	40 - 700 V	Up to 400 V
Phase display	-	120 - 400 V AC
Frequency range	15 - 400 Hz	2-400 Hz
Operating time	Continuous	Continuous
Size (HxWxD)	124 mm x 61 mm x 27 mm	124 mm x 61 mm x 27 mm
Power supply	from unit under test	1 x 9V
Weight	0.20 kg	0.15 kg

Recommended Accessories



TLK290 Flexible Socket Probe Set See page 140



TLK291 Fused Test Probe Set See page 140



C25 Meter Case See page 150

Fluke 9062 Applications



Determine the presence of phase sequence of multiphase electrical supplies.



Determine the rotation of running motors by placing the instrument on the motor casing.



Check the correct rotation of motors prior to connection.

Included Accessories

Fluke 9040: Alligator Clips - Black (3), Standard Test Probes - Black (3), Flexible Test Probes - Black (3), User Manual.

Fluke 9062: Alligator Clips - Black (3), Flexible Test Probes - Black (3), Test Leads - Black (3), 9V Battery, User Manual.

Ordering Information

FLUKE-9040 Phase Rotation Indicator

FLUKE-9062 Motor and Phase Rotation Indicator

Contact your local distributor for price and availability.
www.fluke.com/au/wtb

Fluke Laser Levels

Laser levels that offer ruggedness and accuracy

NEW



Fluke 180LR



Fluke 3PR



Fluke LDG

Fluke's professional grade laser levels project level lines, plumb lines, a combination of level and plumb as well as lines which can be projected at any angle. Fluke 3-point laser levels are accurate to 6 mm at 30 metres, and Fluke continuous line laser levels are accurate to 3 mm at 10 metres. The fast settling, self-leveling gimbal gives you accurate reference points and lines almost instantly; long and tedious layouts will become a thing of past. Three year warranty.

Fluke 3PR and Fluke 3PG

- Self-leveling 3 point laser level allows for fast, accurate layout of reference points
- Accurate to 6 mm at 30 metres
- Includes floor stand for fast, easy overhang and centerline measurements
- Green laser is up to 3 times brighter for improved visibility and long range applications (Fluke-3PG only)

Fluke 180LR and Fluke 180LG

- Self-leveling, horizontal- and vertical-cross line laser level for rapid, accurate leveling and layout
- Accurate to 3 mm at 9 metres
- Green laser is up to 3 times brighter for improved visibility and long range applications (Fluke-180LG only)

Fluke LDR and Fluke LDG Laser Line Detectors

- Laser line detector for use in high ambient light settings
- Visual and audible indicators for ease of use
- Rugged case design
- Includes rod clamp for quick, steady positioning



Specifications

		3PR, 3PG	180LR, 180LG	LDR, LDG
Light source		Semiconductor laser diode		
Leveling range		≤6°		
Leveling		Automatic		
Working range		≤30 m	≤60 m	≤60 m
Detection height		NA		≤50 mm
Accuracy		≤6 mm @ 30 m	≤3 mm @ 9 m	Fine: 0.75 mm Medium: 1.75 mm
Battery life	Red	≥30 hrs, continuous use	≥35 hrs, continuous use with single beam	≥30 hrs, continuous use
	Green	10 hrs to 12 hrs, continuous use	2 hrs to 6 hrs, continuous use with single beam	

PLS 180 Laser Levels

Designed for the harshest environments

NEW



PLS 180G



- The PLS 180 is designed to meet IP64 standards, offering superior protection from dust and spray from any direction
- With fixed horizontal and vertical line offsets, the new PLS 180 makes quick baseline leveling confirmations easier than ever
- The PLS 180 has the industry-leading fan angle, featuring a 200° horizontal fan angle so you can spend more time finishing the job and less time resetting the laser level
- Featuring the brightest crossline laser ever from PLS
- Three year warranty

Recommended Accessories



TRIPOD
PLS Tripod

Included Accessories

Fluke 3PR/G: Carrying Pouch, Wall Bracket and Floor Stand
Fluke 180LR/G: Carrying Pouch, Wall Bracket
Fluke 180LR/G SYSTEM: Carrying Case, Wall Bracket, Laser Detector and Rod Clamp
Fluke LDR/G: Rod Clamp
PLS 180R/G Z: Carrying Pouch
PLS 180R/G KIT: Carrying Pouch, Magnetic Wall Bracket, UB9 Universal Ceiling/Wall Mount, three AA Batteries, PLS Toolbox
PLS 180R/G SYS: Carrying Pouch, Magnetic Wall Bracket, UB9 Universal Ceiling/Wall Mount, three AA Batteries, PLS Toolbox, SLD Laser Line Detector, SLD Clamp, SLD Battery

Ordering Information

FLUKE-3PR	Red 3-point Laser Level
FLUKE-3PG	Green 3-point Laser Level
FLUKE-180LR	Red 2-line Laser Level
FLUKE-180LG	Green 2-line Laser Level
FLUKE-180LR SYSTEM	Red 2-line Laser Level System
FLUKE-180LG SYSTEM	Green 2-line Laser Level System
FLUKE-LDR	Red Laser Detector
FLUKE-LDG	Green Laser Detector
PLS-180R Z	Red Cross Line Laser Level
PLS-180R KIT	Red Cross Line Laser Level Kit
PLS-180R SYS	Red Cross Line Laser Level System
PLS-180G Z	Green Cross Line Laser Level
PLS-180G KIT	Green Cross Line Laser Level Kit
PLS-180G SYS	Green Cross Line Laser Level System

LASER LEVELS & DISTANCE METERS

Fluke 424D, 419D and 414D Laser Distance Meters



Fluke 419D Fluke 424D Fluke 414D



Complies with FDA 21 CFR 1040.10.11 except for deviations pursuant to Laser Notice No 50.

Professional grade distance measuring tools that are fast, easy to use and fit in your pocket

Measure farther, with greater accuracy, in more situations.

- **Instant measurements up to 100m:** Just point, click and done
- **Measure with greater accuracy:** Up to ± 1 mm, no scales to interpret or misread
- **Do the work of two:** Instead of holding the tape, your helper can do other jobs
- **The most advanced 2 laser technology for distance measurement**
- **Speed up the job:** Easily measure hard-to-access areas, like high ceilings, without climbing a ladder
- **Keep it on the level:** New inclination sensor on the Fluke 424D helps with leveling, height tracking, measuring around obstacles
- **Reduce estimating errors let the meters do the math:** Find area and volume. Easily add and subtract distances. Use Pythagoras calculations for height
- **Improved battery life:** Automatic shut-off feature
- Three year warranty

The Fluke 424D and 419D Laser Distance Meters additionally offer:

- Improved visibility with backlit screen
- Ability to measure up to 80 m for 419D, 100 m for 424D
- Tripod mode allows you to mount to a tripod for measuring long distances
- Stake out function
- Enhanced Pythagoras calculation for determining distance indirectly from three other measurements
- Audible keypad feedback
- Storage of the last twenty measurements for quick recall of distance
- Strong environmental protection with IP54 (water spray and dust proof) sealing


The Fluke 424D Laser Distance Meter additionally offers:

- Inclination sensor for taking measurements in hard to reach areas
- Compass provides a "heading" for distance measurement
- Automated end-piece correction: when measuring from an edge or corner, a built-in sensor detects the position of this bracket and automatically changes the reference point

Features

	424D	419D	414D
Maximum measurement distance	100 m	80 m	50 m
Accuracy	± 1 mm	± 1 mm	± 2 mm
Battery life (number of measurements)	5000	5000	3000
Area measurement	Yes	Yes	Yes
Volume measurement	Yes	Yes	Yes
Pythagoras calculations	Full	Full	1+2
Plus and minus calculations	Yes	Yes	Yes
Measurement storage	20 complete displays	20 complete displays	5 results
Backlight	Yes	Yes	No
Minimum/Maximum	Yes	Yes	Yes (Pyth)
Audible keypad feedback	Yes	Yes	-
Tripod mount	Yes	Yes	-
Corner angle measurement	Yes	-	-
Stake out	Yes	Yes	-
Dust and splash proof	IP54	IP54	IP40
Compass	Yes	-	-
Inclination sensor	Yes	-	-
Display	4 line	3 line	2 line
Automated end-piece correction	Yes	-	-

Recommended Accessories



Recommended Kits


Buy more, Save more



Fluke 414D/62MAX+ Laser Distance Meter/Infrared Thermometer Combo Kit

For more details see page 168

Fluke 419D Application



Included Accessories

Two AAA Batteries, User Manual on CD, Quick Reference Guide, Vinyl Carrying Pouch and Lanyard.

Ordering Information

- FLUKE-414D** Laser Distance Meter, 50m
- FLUKE-419D** Laser Distance Meter, 80m
- FLUKE-424D** Laser Distance Meter, 100m
- FLUKE-414D 62 MAX+ KIT** Laser Distance Meter/Infrared Thermometer Combo Kit

Contact your local distributor for price and availability.
www.fluke.com/au/wtb



THERMOMETERS

Digital Infrared Thermometer Selection Guide

	570 Series		560 Series			60 Series			
	Fluke 572-2	Fluke 568/568Ex	Fluke 566	Fluke 561	Fluke 64 MAX	Fluke 63	Fluke 62 MAX+	Fluke 62 MAX	Fluke 61
Temperature range	-30 to 900 °C	-40 to 800 °C	-40 to 650 °C	-40 to 550 °C	-30 to 600 °C	-32 to 535 °C	-30 to 650 °C	-30 to 500 °C	-18 to 275 °C
Distance to spot	60:1	50:1	30:1	12:1	20:1	12:1	12:1	10:1	8:1
Laser sighting	offset dual laser, output < 1 mW	single-point laser	single-point laser	single-point laser	Single laser	single-point laser	Dual laser	Single laser	single-point laser
Accuracy	1.0%	1.0%	1.0%	1.0%	1.0%	1.0%	1.0%	1.5%	2.0%
Response time	< 500 mSec	< 500 mSec	< 500 mSec	< 500 mSec	< 500 mSec	< 500 mSec	< 300 mSec	< 500 mSec	< 500 mSec
Recommended distance to spot	Up to 9 m	Up to 7.5 m	Up to 4.5 m	Up to 2.5 m	Up to 2 m	Up to 2.5 m	Up to 2 m	Up to 2 m	Up to 2 m
Adjustable emissivity	•	•	•	•	•	•	•	•	•
MIN/MAX readings	•	•	•	•	•	•	•	•	•
AVG readings	•	•	•	•	•	•	•	•	•
DIF readings	•	•	•	•	•	•	•	•	•
Backlit LCD	•	•	•	•	•	•	•	•	•
Audible Hi/Lo alarm	•	•	•	•	•	•	•	•	•
Visible Hi/Lo alarm	•	•	•	•	•	•	•	•	•
Includes contact probe	•	•	•	•	•	•	•	•	•
Probe input (types)	Thermocouple K	Thermocouple K	Thermocouple K	Thermocouple K	99 points				
Data logging (number of measurements)	99 points	99 points	20 points						
PC interface	USB 2.0	USB							
FlukeView® Forms software compatible	•	•							

Recommended Applications



Plant/Facilities Maintenance
Preventive and Predictive Maintenance
Energy Audits
Vehicle and Fleet Maintenance Programs
Faulty Electrical/Circuit Connections
Petrochemical/Hazardous Locations
Motors, Pumps and Bearings



Heating/Ventilation/Air Conditioning/Refrigeration
Leaky Ductwork
Thermostats
Temperature Balancing
Steam Distribution Systems
Compressor Lines



Manufacturing Processes
Molding Temperature Measurement
Printing, Paper and Converting
Thermoforming Plastics
Electronics Paint Curing/Drying
Food Chemical and Pharmaceutical



Safety and protection
Fire Localisation
Hazardous Materials
Faulty Ballasts
Search and Rescue
Smoldering Embers
Equipment Maintenance

Fluke 560 Series Infrared Thermometers



Fluke 568

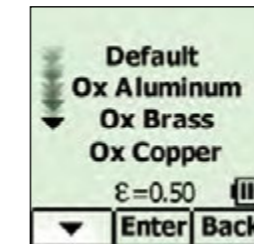
Fluke 561



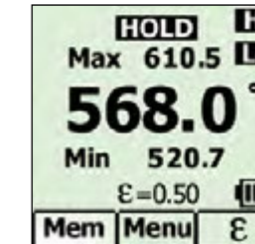
Fluke 561, 566 and 568 Infrared and Contact Thermometers

With a straight-forward user interface and soft-key menus, the Fluke 561, 566 and 568 make even complex measurements easy. With just a few pushes of a button you can easily adjust emissivity, start data logging, or turn on and off alarms. With a rugged, easy-to-use design, the Fluke 561, 566 and 568 can stand up to tough industrial, electrical, and mechanical environments.

- Measure up to 800 °C
- Easily access advanced features with the soft-key buttons and graphical display
- Measure smaller objects from further away
- Compatibility with most type K thermocouples
- Confidently measure more surfaces, with adjustable emissivity and built-in materials table
- Log and download measurements for reporting (568)
- Two levels of backlight (566, 568)
- Audible and visual alarms alert you to measurements outside of set limits
- Min/Max/Dif functions
- Includes KTC bead probe
- 1% measurement accuracy
- Two year warranty



Select the measurement surface



See complete measurement details in seconds

Specifications

	561	566	568/568 Ex
Infrared temperature range	-40 °C to 535 °C	-40 °C to 650 °C	-40 °C to 800 °C
Accuracy	Greater of ± 1 % or ± 1 °C		
Distance to Spot (D:S)	12:1	30:1	50:1
Sighting	Laser point		
Typical distance to target	Up to 2.5 m	Up to 4.5 m	Up to 7.5 m
Probe type	Thermocouple K		
Contact temperature range	-40 °C to 550 °C	-270 °C to 1372 °C	
Number of on-board memory locations	—	20	99
PC download and software	—	—	FlukeView® Forms
Soft-key feature menu navigaton	—	Yes	
Min/Max/Avg/Dif	Min/Max/Dif	Min/Max/Avg/Dif	
Material type adjustment (emissivity)	Hi/Med/Lo	Material table or 0.1 to 1.00 by 0.01	
Two levels of backlight	—	Yes	
High and low alarms	—	High and low alarms	
Hands-free logging	—	—	Yes
Battery	2 AA		
Included case	Hard case (except 561/R and 561/P)	Hard case	

Speciality Model Fluke 568Ex Intrinsicly Safe Infrared Thermometer



- Measure -40 °C to 800 °C
- 50:1 distance to spot ratio with dual laser sighting for fast, accurate targeting
- Display resolution 0.1 °C of reading
- Adjustable emissivity and predefined emissivity table
- Safety Certification ATEX/IECEx for Class1, Div 1 and Div 2 or Zone 1 and 2 hazardous environments

See Intrinsicly Safe products on page 135

Recommended Accessories



Included Accessories

Thermocouple K-type Velcro Pipe Probe (561 only), K-type Thermocouple Bead Probe (566 & 568 only), FlukeView® Forms Software (568 only), USB Cable (568 only), Hard Carrying Case, two AA Batteries and User Manual with Measurement Guide.

Ordering Information

FLUKE-561	HVACPro Infrared Thermometer
FLUKE-566	IR Thermometer
FLUKE-568	IR Thermometer
FLUKE-568 Ex	Intrinsicly Safe IR Thermometer

Contact your local distributor for price and availability.
www.fluke.com/au/wtb

Fluke 572-2 High Temperature Infrared Thermometer



Fluke 572-2



The best choice when things are really hot


The Fluke 572-2 Infrared Thermometer is the one product you can use in high temperature industrial environments all around the world. This is the best choice for when you need accurate results for high temperature readings from a long distance. Combined with ease of use and Fluke's ruggedness and reliability you can't go wrong.

- Measure -30 °C to 900 °C
- 60:1 distance to spot ratio with dual laser sighting for fast, accurate targeting
- 12 or 24 hour clock
- Last reading Hold (20 seconds)
- High and low temperature alarm
- Data storage and review (99 data sets)
- Compatible with standard mini-connector K-type thermocouples, including ones you already own and have installed
- Current Temperature plus MAX, MIN, DIF, AVG temperature displays
- Adjustable emissivity and predefined emissivity table
- Infrared and thermocouple temperature on backlit display
- FlukeView® Forms documenting software
- Two year warranty

Specifications

Infrared temperature range	-30 °C to 900 °C
Infrared accuracy (calibration geometry with ambient temperature 23 °C ± 2 °C)	≥ 0 °C: ± 1 °C or ± 1 % of the reading, whichever is greater ≥ -10 °C to < 0 °C: ± 2 °C < -10 °C: ± 3 °C
Infrared repeatability	± 0.5 % of reading or ± 0.5 °C, whichever is greater
Display resolution	0.1 °C
Distance:Spot	60:1 (calculated at 90 % energy)
Minimum spot size	19 mm
Laser sighting	Offset dual laser, output < 1 mW
Spectral Response	8 μm to 14 μm
Response Time (95 %)	< 500 ms
Emissivity	Digitally adjustable from 0.10 to 1.00 by 0.01 or via built-in table of common materials
Hi/Low alarms	Audible and two-colour visual
Min/Max/Avg/Dif	Yes
Switchable celsius and fahrenheit	Yes
Backlight	Two levels, normal and extra bright for darker environments
Trigger lock	Yes
Data storage	99 points
Display	Dot matrix 98 x 96 pixels with function menus
Communication	USB 2.0
K-type thermocouple input temperature range	-270 °C to 1372 °C
K-type thermocouple input accuracy (with ambient temperature 23 °C ± 2 °C)	< -40 °C: ± (1 °C + 0.2 %/1 °C) ≥ -40 °C: ± 1 % or 1 °C, whichever is greater
Operating temperature	0 °C to 50 °C
Storage temperature	-20 °C to 60 °C
Size (HxWxD)	177 x 164 x 52 mm
Weight	0.322 kg
Power	2 AA Batteries
Battery life	8 hours with laser and backlight on; 100 hours with laser and backlight off, at 100 % duty cycle (thermometer continuously on)

Recommended Accessories



Included Accessories

K-type Thermocouple Bead Probe, USB 2.0 Computer Interface Cable, FlukeView® Forms Documenting Software, Hard Carrying Case, Getting Started Guide and User Manual (CD).

Ordering Information

FLK-572-2 Infrared Thermometer

Contact your local distributor for price and availability.
www.fluke.com/au/wtb

Fluke 60 Series Infrared Thermometers



Fluke 64 MAX

Fluke 62 MAX



Fluke 62 MAX, 62 MAX+ and New 64 MAX IR Thermometers

The Fluke 62 MAX, 62 MAX+ and new 64 MAX IR Thermometers have the precision you need to do your job accurately and will not break the budget. Designed and tested to survive a 3 metre drop, you can count on these lightweight, compact infrared thermometers to work when you need them to work—even in the harshest environments and when you're not able to be there.

- Precise laser technology for more accurate and repeatable measurements
- Temperature accuracy of up to ≥ 0 °C: ± 1 °C or ± 1 % of reading whichever is greater with 20:1 distance to spot ratio (64 MAX)
- Flashlight (64 MAX) and large, easy-to-read backlit LCD display for easy viewing even in dark environment
- IP54 rated for extra protection against airborne contaminants
- Get your tool to work when you can't—set time and desired interval between measurements and Auto Capture will capture spot temperatures unattended (64 MAX)
- 99 data point logging (64 MAX)
- Displays the minimum, maximum or average temperature, or the difference between two measurements
- Hi and Lo alarms for rapid display of measurements outside set limits
- Dual rotating lasers to help you identify area to be measured (62 MAX+)
- Small and lightweight, fits easily into your tool box
- Three year warranty

	62 MAX	62 MAX+	64 MAX
Temperature range	-30 °C to 500 °C	-30 °C to 650 °C	-30 °C to 600 °C
Accuracy	± 1.5 °C or ± 1.5 % of reading, whichever is greater -10 °C to 0 °C: ± 2.0 -30 °C to -10 °C: ± 3.0	± 1.0 °C or ± 1.0 % of reading, whichever is greater -10 °C to 0 °C: ± 2.0 -30 °C to -10 °C: ± 3.0	± 1.0 °C or ± 1.0 % of reading, whichever is greater ± 2.0 °C at -10 °C to 0 °C ± 3.0 °C at -30 °C to -10 °C
Emissivity	0.10 to 1.00		
Optical resolution	10:1 (calculated at 90 % energy)	12:1 (calculated at 90 % energy)	20 : 1 (calculated at 90% energy)
Compliance	EN/IEC 61010-1: 2001		
Laser safety	FDA and EN 60825-1 Class II		



Fluke 61

Fluke 63

Fluke 61 and 63 IR Thermometers

Reach for a rugged Fluke 61 or 63 IR Thermometer for measuring surface temperatures of rotating, hard-to-reach, electricity live or dangerously hot targets like electrical motors, panels and heating and ventilation systems.

- Laser guided sighting system with 1% accuracy
- Up to 12:1 optical resolution
- Backlit display for easy reading in the dark
- Temperatures up to 535°C
- Warranty: Fluke 61 - One year, Fluke 63 - Two years

	61	63
Measurement Accuracy	-18 °C to -1 °C ± 3 °C above -1 °C to 275 °C ± 2 % of reading or 2 °C (With the instrument stable between 23-25 °C)	-32 to -26 °C ± 3 °C -26 to -18 °C ± 2.5 °C -18 to 23 °C ± 2 °C For targets above 23 °C: ± 1% of reading or ± 1 °C, whichever is greater
Holds temperature readings	•	•
Range	-18 to 275 °C	-32 to 535 °C
MIN/MAX/AVG	N/A	MAX
Distance to spot ratio	8:1	12:1
Hi-Lo Alarm	N/A	Yes
Emissivity	Fixed at 0.95	Fixed at 0.95

Recommended Accessories



Recommended Kits

- Buy more, Save more
- Fluke T5-600/62 MAX+/1AC-II Infrared Thermometer and Electrical Tester Kit**
For more details see page 167
- Fluke T6-600/62 MAX+/1AC-II Infrared Thermometer and Electrical Tester Kit**
For more details see page 167
- Fluke 116/62 MAX+ Technician's Combo Kit**
For more details see page 166
- Fluke 414D/62 MAX and Laser Distance Meter/Infrared Thermometer Combo Kit**
For more details see page 168

Included Accessories

Fluke 64 MAX, 62 MAX and 62 MAX+: Two AA Batteries and Instruction Sheet.
Fluke 61 and 63 IR Thermometers: 9V Battery and Hard Carrying Case.

Ordering Information

FLUKE-61	IR Thermometer
FLUKE-62 MAX	Single Laser IR Thermometer, 10:1 Spot
FLUKE-62 MAX PLUS (+)	Dual Laser IR Thermometer, 12:1 Spot
FLUKE 62 MAX+ /323/1AC	IR Thermometer Clamp Meter and Voltage Detector Kit
FLUKE-63	IR Thermometer
FLUKE-64 MAX	IR Thermometer
FLUKE-414D/62 MAX+ KIT	Laser Distance Meter/Infrared Thermometer Combo Kit
FLUKE-T5-600/62 MAX+/1AC	Electrical Tester IR Thermometer, Voltage Detector Kit
FLUKE-T6-600/62MAX+/1AC	T6-600 Tester, 62MAX+ & 1AC-II Combo Kit
1587KIT/62 MAX+	2-in-1 ADV Elec Kit with 62MAX+ i400 AC Current Clamp

Infrared Thermometers

Fluke 50 Series II Thermometers

Lab accuracy in a field thermometer



Fluke 54 II B

Fluke 53 II B



The Fluke 50 Series II Contact Thermometers offer fast response and laboratory accuracy in a rugged handheld test tool.

- Laboratory accuracy: $\pm (0.05\% + 0.3\text{ }^\circ\text{C})$
- Large backlit dual display
- Min/Max/Avg
- Electronic offset function maximises overall accuracy
- Supports a wide range of thermocouple types
- Temperatures displayed in $^\circ\text{C}$, $^\circ\text{F}$, or Kelvin (K)
- Three year warranty

Powerful data logging capabilities

The Fluke 53 II B and 54 II B can log up to 500 points of data to internal memory.

- User-adjustable recording intervals
- Real-time clock captures the exact event time
- Recall function lets logged data be easily reviewed
- Download data to optional FlukeView® PC software



Fluke 51 II

Fluke 52 II

Speciality Model

FlukeFoodPro™ and FoodPro Plus Food Safety Thermometers



The Fluke FoodPro Thermometer Series provides a complete temperature measurement and monitoring solution for food service professionals. It includes two useful temperature inspection tools, which are designed to enable foodservice professionals to quickly and accurately measure food product temperatures and to help detect potential food safety problems.

The Fluke FoodPro non-contact thermometer is the first line of defense against improper receiving, storage and holding temperatures. Using an infrared measurement technique, the highly accurate FoodPro quickly reads surface temperatures, allowing workers to make rapid and frequent temperature measurements – faster than contact units and without fear of cross contamination. The easy-to-see illumination light shows you the measurement area.

Included Accessories

Fluke 50 Series Thermometers: Impact Absorbing Holster, Two Bead Probe Thermocouples 80PK-1 (54 and 52 only), One Bead Probe Thermocouple, 80PK-1 (51 and 53 only).

Fluke FoodPro (FP): AA Battery and Quick Start Guide.

FoodPro Plus (FPP): Built in Contact Probe, 9V Alkaline Battery, Quick Start Guide, Operator's Guide, Soft Carry Pouch.

Ordering Information

- FLUKE-51 II** Single Input Digital Thermometer
- FLUKE-52 II** Dual Input Digital Thermometer
- FLUKE 53 II B** Single Input Digital Thermometer w/ Data Logging
- FLUKE 54 II B** Dual Input Digital Thermometer
- FLUKE FP** FoodPro™ Food Safety Thermometer
- FLUKE FP PLUS** FoodPro™ Plus Food Safety Thermometer

Contact your local distributor for price and availability.
www.fluke.com/au/wtb

Fluke VT04 and VT04A Visual Infrared Thermometers



Fluke VT04



Detect Issues Instantly

Fluke Visual Infrared Thermometers combine the convenience of a spot thermometer with the visual advantage of an infrared camera creating a brand new tool category.

Compact and intuitive, the Fluke VT04A and VT04 Visual Infrared Thermometers blend a visual image with a heat map overlay, to help quickly identify the location of issues. Two year warranty.

Breakthrough affordability: Half the cost of infrared cameras that require training and software.

Built-in digital camera: Every Fluke Visual Infrared thermometer has a built-in digital camera.

Exclusive thermal heat map blending overlay: Blend digital and thermal images to instantly show the exact location of the issue. Blend between 0%, 25%, 50%, 75%, and full thermal with one button.

NEAR and FAR mode: Align the visual and thermal lenses to correctly identify the location of the issue

Centre measurement box: See the exact area of temperature measurement right on the screen

Temperature alarms and automated monitoring features: Identify intermittent problems by monitoring equipment over time or get alerts when a temperature is outside the expected range

SmartView® reporting software: Store up to 10,000 images per GB on included SD card and make professional reports on included professional software.

No training required: Fully automatic with built-in intelligence.

True pocket size design: Forty percent smaller than entry-level infrared cameras.

Hot and cold spot trackers: Automatically identifies hottest and coldest spots within field of view.

Specifications

Key features	VT04A	VT04
Built-in digital camera	Yes	
Thermal heat map overlay	Yes, five blending modes	
Image optics system	PyroBlend™ Plus Optic	
Field of view	28° x 28°	
Hi-Lo temperature alarms	Yes	
Time lapse image capture	Yes	
Auto-monitor alarm	Yes	
Battery type	4 AA batteries	Li-Ion rechargeable
Training	No training required	
Ergonomics	Slim pocket-sized design	
Hot and cold markers	Yes	
Case	Soft Case	Hard Case

General features	
Battery life	8 hours
Temperature measurement range	-10 °C to +250 °C
Temperature measurement accuracy	+/- 2 °C or +/- 2 %
Temperature measurement	Yes, centrepont
Storage medium (micro SD card)	Stores up to 10,000 images per Gb (4 Gb card included)
Infrared spectral band	6.5 µm to 14 µm
Level and span	Auto
Focus mechanism	Focus free, no training required with built-in intelligence
Focus options - exclusive user selectable NEAR/FAR options	NEAR > 23 cm; FAR < 23 cm
Size	21 cm x 7.5 cm x 5.5 cm

Recommended Accessories



Recommended Kits

Buy more, Save more

Fluke VT04 Visual Infrared Thermometer Maintenance Combo Kit

- VT04 Visual IR Thermometer
- 1507 Insulation Multimeter

Fluke VT04 Visual Infrared Thermometer Electrical Combo Kit

- VT04 Visual IR Thermometer
- 117 Digital Multimeter
- 376 AC/DC True-RMS Clamp Meter

Fluke VT04 Visual Infrared Thermometer HVAC Combo Kit

- VT04 Visual IR Thermometer
- 116 Digital Multimeter
- 902 FC True-RMS HVAC Clamp Meter

For more details see page 168

Included Accessories

Hard Case (VT04), Soft Case (VT04A), Hand Strap, Mini SD Card and Adapter, SmartView® Software on CD, Lithium-ion Battery and Micro USB Charger/Power Supply (including mains adapters) (VT04) or four AA Batteries (VT04A), Quick Start Guide, User Manual.

Ordering Information

- FLK-VT04A** Visual Infrared Thermometer
- FLK-VT04** Visual Infrared Thermometer
- FLK-VT04-MAINT-KIT** Visual Infrared Thermometer Maintenance Combo Kit
- FLK-VT04-HVAC-KIT** Visual Infrared Thermometer HVAC Combo Kit
- FLK-VT04-ELEC-KIT** Visual Infrared Thermometer HVAC Combo Kit

Fluke Ti Series Infrared Cameras

Infrared Cameras



INFRARED CAMERAS



Performance Series

What?
Fluke TiS75, TiS65, TiS60, TiS55, TiS50, TiS45, TiS40, TiS20, TiS10 Infrared Cameras


Who?
Technicians and Contractors

Where?
The widest range of Maintenance Applications including:

- Electrical, Mechanical
- HVAC
- Building Diagnostics
- Domestic/Commercial/Industrial Facilities

Why?
Affordable and feature-rich cameras producing quality images, with easy operation for quick scans and/or intermittent inspections.

With IR-OptiFlex™ IR-Fusion® with AutoBlend™, Fluke Connect® and SmartView® software.



Professional Series

What?
Fluke Ti480 PRO, Ti480, Ti450 PRO, Ti450, Ti450 SF6, Ti400, Ti300 Infrared Cameras


Who?
Professional In-house, Contract and Service Thermographers

Where?
Industrial and Commercial Areas:

- Industrial Maintenance
- Heavy Commercial Facility Maintenance
- Oil and Gas Maintenance
- Reliability Inspections

Why?
High quality images and advanced features like SuperResolution, LaserSharp™ Auto Focus & MultiSharp™ mode. Consistently in-focus images, on multiple objects near to far.

IR-Fusion® with AutoBlend™, Fluke Connect® and SmartView® software. Rugged. Easy-to-use touch screen.



Expert Series

What?
Fluke TiX580, TiX560, TiX520, TiX500 Infrared Cameras


Who?
Engineers, Researchers, Designers and Advanced Thermographers

Where?
R&D, Quality Control and Predictive Maintenance, particularly for demanding sectors like:

- Industrial
- Oil and Gas
- Utilities (Generation Transmission, Distribution)
- Electrical, Mechanical
- Medical, Biological/Sciences

Why?
Needle-sharp resolution on an extra-large 5.6 inch articulating colour TFTLCD display with daylight operation. Field swappable lenses extend applications. HD quality images give greater impact in reports. Integral camcorder.

With IR-OptiFlex™ IR-Fusion® with AutoBlend™, Fluke Connect® and SmartView® software.



Fluke Performance Series Infrared Cameras

TiS75, TiS65, TiS60, TiS55, TiS50, TiS45, TiS40, TiS20, TiS10



Fluke TiS75



IR-Fusion® Picture-in-picture, AutoBlend™ mode

Easy-to-use frontline troubleshooting

Easily see potential problems with precisely blended IR and visual images—with a 5MP visual camera, up to 320 x 240 resolution, and a large 3.5 inch LCD. Get precise focus as close as 15 cm with manual focus.

- With up to 320 x 240 resolution, you can see more detail in every image, even from a distance—detail that could indicate a potential issue
- Get the context of the visual and infrared details all in one precisely blended or picture-in-picture image with IR-Fusion® technology¹
- Reduce the amount of time it takes to get an in-focus image with manual or fixed focus options
- Make decisions in real time—wirelessly sync images from your camera, create and email reports all with your smart phone and the Fluke Connect® App.
- Wirelessly connect to other Fluke Connect tools and pull in other measurements types like electrical and vibration into your thermal image.
- Removable 4GB micro SD card
- Digitally document critical information with your infrared image using IR-PhotoNotes™ or voice annotation²
- Monitor battery charge and avoid unexpected loss of power with the smart battery with LED charge indicator
- Two year warranty

¹IR-Fusion® and picture-in-picture mode execution varies by model
²Varies by model; see next page for model specifications



Fluke TiS60 Fluke TiS50 Fluke TiS40

Recommended Accessories



FLK-TI-TRIPOD3
Tripod Mounting Accessory
See page 155

FLK-TI-SBP3
Additional Smart Battery
See page 155

FLK-TI-SBC3B
Smart Battery Charger
See page 155

TI-CAR CHARGER
Car Charger
See page 155

FLK-BLUETOOTH
Bluetooth Headset
See page 155

BOOK-ITP
Introduction to Thermography Principles Book

Included Accessories

Universal AC Power Adapter, Lithium-ion Smart Battery (TiS75/65/60 x2), Two-Bay Battery Charger (TiS75/65/60), USB Cable, Micro SD Card (TiS45-TiS75), Hard Carrying Case (TiS40-TiS75), Soft Transport Bag, Adjustable Hand Strap (TiS40-TiS75), Quick Reference Guide & Safety Sheet and SmartView® Software via Free Download.

Ordering Information

- FLK-TiS75 30Hz** Infrared Camera Manual Focus
- FLK-TiS75 9Hz** Infrared Camera Manual Focus
- FLK-TiS65 30Hz** Infrared Camera Manual Focus
- FLK-TiS65 9Hz** Infrared Camera Manual Focus
- FLK-TiS60 9Hz** Infrared Camera Fixed Focus
- FLK-TiS55 30Hz** Infrared Camera Manual Focus
- FLK-TiS55 9Hz** Infrared Camera Manual Focus
- FLK-TiS50 9Hz** Infrared Camera Fixed Focus
- FLK-TiS45 30Hz** Infrared Camera Manual Focus
- FLK-TiS45 9Hz** Infrared Camera Manual Focus
- FLK-TiS40 9Hz** Infrared Camera Fixed Focus
- FLK-TiS20 9Hz** Infrared Camera Fixed Focus
- FLK-TiS10 9Hz** Infrared Camera Fixed Focus

Contact your local distributor for price and availability.
www.fluke.com/au/wtb

Fluke Performance Series Infrared Cameras

Selection Guide



Performance Series Infrared Cameras						
	TiS75	TiS65/60	TiS55/50	TiS45/40	TiS20	TiS10
Detector resolution	320 x 240 (76,800 pixels)	260 x 195 (50,700 pixels)	220 x 165 (36,300 pixels)	160 x 120 (19,200 pixels)	120 x 90 (10,800 pixels)	80 x 60 (4,800 pixels)
IFOV (spatial resolution)	2.0 mRad	2.4 mRad	2.8 mRad	3.9 mRad	5.2 mRad	7.8 mRad
Field of view	35.7° H x 26.8° V					
Distance to spot	514:1	753:1	353:1	257:1	193:1	128:1
Thermal sensitivity*	≤ 0.08 °C at 30 °C target temp (80 mK)			≤ 0.09 °C at 30 °C target temp (90 mK)	≤ 0.10 °C at 30 °C target temp (100 mK)	≤ 0.15 °C at 30 °C target temp (150 mK)
Temperature range	-20 °C to +550 °C	-20 °C to +550 °C	-20 °C to +450 °C	-20 °C to +350 °C	-20 °C to +350 °C	-20 °C to +250 °C
Focus systems	Manual focus	Manual focus (TiS65) Fixed focus (TiS60)	Manual focus (TiS55) Fixed focus (TiS50)	Manual focus (TiS45) Fixed focus (TiS40)	Fixed focus	Fixed focus
Laser distance meter	—					
Optional lenses	—					
Wireless connectivity	Fluke Connect® app compatible. Wireless connectivity to PC, iPhone® and iPad® (iOS 4s and later), Android™ 4.3 and up, and WiFi to LAN ¹					
IR-Fusion®	5 presets (0 %, 25 %, 50 %, 75 %, 100 %)				3 presets (0 %, 50 %, 100 %)	—
Picture-In-Picture (PIP)	Yes					
Display	3.5 inch (landscape) 320 x 240 LCD					
Design	Rugged, ergonomic design for one-handed use					
Frame rate	30 Hz or 9 Hz versions	30 Hz or 9 Hz versions (TiS65), 9 Hz (TiS60)	30 Hz or 9 Hz versions (TiS55), 9 Hz (TiS50)	30 Hz or 9 Hz versions (TiS45), 9 Hz (TiS40)	9 Hz	
Software	—					
Voice annotation	60 seconds maximum recording time per image, reviewable playback on camera; Bluetooth headset provided (where available)				—	
Text annotation	—					
Video recording	Standard and radiometric					
Streaming video (remote display)	Yes, see the live stream of the camera display on your PC, smartphone, or TV monitor. Via USB, WiFi hotspot, or WiFi network to SmartView® software on a PC; via WiFi hotspot to the Fluke Connect® app on a smartphone; or via HDMI to a TV monitor			—		
Remote control operation	—					
Alarms	High temperature, low temperature, and isotherms (within range)			High temperature, low temperature		—

*Best possible

Fluke Professional Series Infrared Cameras

Fluke Ti480/PRO, Ti450/PRO, Ti400 and Ti300



Fluke Ti450 PRO

Fluke Ti400

Get clear, accurate focus on objects near and far with MultiSharp™ focus, or focus with laser speed and accuracy on your designated target with LaserSharp® Auto Focus. Easily navigate the menu and view images on a 3.5 inch, 640 x 480 touchscreen. Get more from your camera with an optional 2x or 4x telephoto or wide angle smart lens—no calibration required. New models to the Professional Series family are the Ti480 PRO & Ti450 PRO Infrared Cameras, capturing smaller temperature difference with increased thermal sensitivity with a intuitive touch screen.

- Get 4x the pixel data with SuperResolution, which captures multiple images and combine them to create a 1280 x 960 image (Ti480/PRO) or a 640 x 480 image (Ti450/PRO)
- Save time—wirelessly sync images directly from your camera to the Fluke Connect® system, and attach to an asset record or work order.
- Reduce the need to take notes in the field with two helpful features:
 - IR-PhotoNotes™ annotation system captures digital images of the surrounding area to reference conditions or actual location
 - Any additional details can also be saved to the file with voice annotation
- Field of View (Ti480/PRO 34 °H x 24 °V, Ti450/PRO, Ti400, Ti300 24 °H x 17 °V)
- User testers, touch screen interface leverages current style (Ti480 PRO, Ti450 PRO)
- Two year warranty

Recommended Accessories

FLK-LENS/TELE2 Telephoto Infrared Lens (2x magnification) <i>See page 62</i>	FLK-LENS/WIDE2 Wide-angle Infrared Lens <i>See page 62</i>
FLK-TI-VISOR3 Thermal Imager Visor <i>See page 155</i>	TI-TRIPOD3 Tripod Mounting Base Accessory <i>See page 155</i>
FLK-TI-BLUETOOTH Bluetooth Handset <i>See page 155</i>	TI SBP3 Additional Smart Battery <i>See page 155</i>
FLK-TI-SBC3B Additional Smart Battery Charger <i>See page 155</i>	BOOK-ITP Introduction to Thermography Principles Book

Fluke Ti450 SF₆ Gas Detector and Infrared Camera

Infrared for every day, SF₆ gas detection when you need it.



Fluke Ti450 SF₆

Increase efficiency and save money with a top performing infrared camera that delivers state-of-the-art SF₆ detection - conduct two critical functions with a single tool. With its pistol grip comfort and point-and-shoot convenience, even the tough spots become easy to diagnose. Best of all, it's affordable enough to own, so you can conduct infrared and gas inspections whenever and wherever you want without having to pay heavy rental charges or hire expensive contractors.

- Detects the location of an SF₆ leak—without shutting down equipment
- 320 x 240 resolution for gas and infrared images; SuperResolution increases to 640 x 480, only in infrared mode
- Get in-focus images in both infrared and gas modes with a touch of a button with LaserSharp® Auto Focus
- Capture clear, accurate infrared images focused throughout the entire field of view with MultiSharp™ Focus
- Compatible with smart lenses that require no calibration when swapping them between cameras—2x telephoto lens included in kit
- Two year warranty

Included Accessories

AC Power Supply and Battery Pack Charger, Two Lithium-ion Smart Battery Packs, USB Cable; HDMI Video Cable, 4 GB Micro SD Card, Hard Carrying Case, Soft Transport Bag and Adjustable Hand Strap, Fluke Connect® Desktop Software, User and Manual available via free download.

Fluke Ti450 SF₆: Also includes 2x Infrared Telephoto Lens, HDMI Eye Piece, Tripod Holder and Hard Case.

Ordering Information

- | | |
|---------------------------------|----------------------------------|
| FLK-Ti480PRO | Infrared Camera |
| 60Hz | |
| FLK-Ti480PRO | Infrared Camera |
| 9Hz | |
| FLK-Ti480 60Hz | Infrared Camera |
| FLK-Ti480 9Hz | Infrared Camera |
| FLK-Ti450PRO | Infrared Camera |
| 60Hz | |
| FLK-Ti450PRO | Infrared Camera |
| 9Hz | |
| FLK-Ti450 60Hz | Infrared Camera |
| FLK-Ti450 SF₆ | Gas Detector and Infrared Camera |
| 60Hz | |
| FLK-Ti450 9Hz | Infrared Camera |
| FLK-Ti400 60Hz | Infrared Camera |
| FLK-Ti400 9Hz | Infrared Camera |
| FLK-Ti300 60Hz | Infrared Camera |
| FLK-Ti300 9Hz | Infrared Camera |



Fluke Professional Series Infrared Cameras

Selection Guide



Professional Series Infrared Cameras

	Ti480 PRO	Ti450 PRO	Ti450 SF ₆	Ti480	Ti450	Ti400	Ti300
Detector resolution	640 x 480 (307,200) or 1280 x 960 with SuperResolution (1,228,800 pixels)	320 x 240 (76,800 pixels) or 640 x 480 with SuperResolution (307,200 pixels)	320 x 240 (76,800 pixels)	640 x 480 (307,200 pixels) SuperResolution mode: 1280 x 960 (1,228,800 pixels)	320 x 240 (76,800 pixels) SuperResolution mode: 640 x 480 (307,200 pixels)	320 x 240 (76,800 pixels)	240 x 180 (43,200 pixels)
I FOV (spatial resolution)	0.93 mRad	1.31 mRad	1.31 mRad	0.93 mRad	1.31 mRad		1.75 mRad
Field of view	34° H x 24° V	24° H x 17° V	24° H x 17° V	34° H x 24° V	24° H x 17° V		
Distance to spot	1065:1	753:1		1065:1	753:1		565:1
Thermal sensitivity*	≤ 0.05 °C at 30 °C target temp (50 mK)	≤ 0.025 °C at 30 °C target temp (25 mK)		≤ 0.05 °C at 30 °C target temp (50 mK)	≤ 0.03 °C at 30 °C target temp (30 mK)	≤ 0.05 °C at 30 °C target temp (50 mK)	≤ 0.05 °C at 30 °C target temp (50 mK)
Temperature range	≤ -10 °C to +1000 °C	-10 °C to 1500 °C	-20 °C to +1200 °C	-20 °C to +800 °C	-20 °C to +1200 °C		-20 °C to +650 °C
Gas detection	—		Yes, SF ₆	—			
Focus systems	MultiSharp™ Focus			MultiSharp™ Focus, LaserSharp® Auto Focus with built-in laser distance meter and advanced manual focus	LaserSharp® Auto Focus with built-in laser distance meter and advanced manual focus		
Laser distance meter	Yes						
Optional lenses	Pre-calibrated smart optional lenses: wide angle, 2x and 4x telephoto, 25 micron macro	Pre-calibrated smart optional lenses: wide angle and 4x telephoto	Pre-calibrated smart optional lenses: 2x telephoto, wide angle	Pre-calibrated smart optional lenses: 2x and 4x telephoto, wide angle	Pre-calibrated smart optional lenses: 2x and 4x telephoto, wide angle	Pre-calibrated smart optional lenses: 2x and 4x telephoto, wide angle	Pre-calibrated smart optional lenses: 2x and 4x telephoto, wide angle
Wireless connectivity	Fluke Connect® app compatible. Wireless connectivity to PC, iPhone® and iPad® (iOS 4s and later), Android™ 4.3 and up, and WiFi to LAN ¹						
IR-Fusion®	AutoBlend™ mode						
Picture-In-Picture (PIP)	Picture-in-Picture						
Display	3.5 inch touchscreen LCD, 640 x 480 pixel resolution						
Design	Rugged, ergonomic design for one-handed use						
Frame rate	60 Hz or 9 Hz versions						
Software	SmartView® and Fluke Connect®						
Voice annotation	60 seconds maximum recording time per image, reviewable playback on camera; Bluetooth headset provided (where available)						
Text annotation	Yes						
Video recording	Standard and radiometric						
Streaming video (remote display)	Yes, see the live stream of the camera display on your PC, smartphone, or TV monitor. Via USB, WiFi hotspot, or WiFi network to SmartView® software on a PC; via WiFi hotspot to the Fluke Connect® app on a smartphone; or via HDMI to a TV monitor						
Remote control operation	Yes, through SmartView® software or Fluke Connect® mobile app ¹						
Alarms	High temperature, low temperature, and isotherms (within range)						

Infrared Cameras

Fluke Expert Series Infrared Cameras TiX580, TiX560, TiX520 and TiX500



Fluke TiX580



Fluke TiX560



Fluke TiX520



Tablet sized screen, more details, faster decisions

You need maximum flexibility with an ergonomic design that allows you to easily navigate over, under and around hard-to-reach objects. With a lens that rotates a full 240 degrees and a tablet-sized 5.7 inch touchscreen LCD, you can aim and focus from a comfortable angle and easily capture the target that was once impossible to see.

- **Resolution TiX580, TiX560, TiX520 and TiX500** 640 x 480 (307,200 pixels) and 1280 x 960 (1,228,800 pixels) with SuperResolution Mode
- **Temperature range**
TiX580 -20°C to +800°C
TiX560 -20°C to +1200°C
TiX520 -20°C to +850°C
TiX500 -20°C to +650°C
- Premium in-field viewing experience with the only 5.7 inch responsive touchscreen LCD in its class¹—150% more viewing area³
- Get an in-focus image with the touch of a button. LaserSharp® Auto Focus, exclusive to Fluke, uses a built-in laser distance meter that calculates and displays the distance to your designated target with pinpoint accuracy²
- See the details you need with smart lenses—2x and 4x telephoto, wide angle, and 25 micron macro—no calibration required, interchangeable between compatible cameras
- See, save and share from the field and connect to the largest selection of wireless test and measurement tools with the Fluke Connect® App
- Two year warranty

¹ Compared to industrial handheld infrared cameras with 320x240 detector resolution as of September 1, 2015.

² Up to 30 metres.

³ Compared to a 3.5 inch screen.

LaserSharp® Auto Focus

Get an in-focus image like never before with just a touch of a button. LaserSharp® Auto Focus, exclusive to Fluke, uses its built-in laser distance meter to calculate the distance to your designated target with pinpoint accuracy. On target and in-focus. Every. Single. Time.

Brilliant Image Quality

- Enhanced image quality and temperature measurement accuracy - turn your 320 x 240 images into 640 x 480 images. That's 4x the resolution and pixels with SuperResolution.

Fluke TiX1000 & TiX600 Expert Series Infrared Cameras The future of infrared is here in STUNNING HD resolution



Fluke TiX1000



Your work as an expert thermographer is defined by the quality of the infrared images you take and your ability to analyse what's before you. The most pressing challenge lies not in analysing what you see, but the fear of missing something you can't.

- 10 times the on-camera pixels than standard 320 x 240 cameras (1024 x 768 resolutions, 786,432 pixels)
- Capture tough shots with a large 5.6 inch rotating LCD display
- Optimised for outdoor inspections with viewfinder that reduces outdoor glare
- High temperature option up to 2000 °C
- Capture spectacular images close up or from a distance with your choice of seven optional lenses including 2x telephoto, 4x telephoto, wide angle, super wide angle and 3 macro lenses
- Identify rapid changes in temperature with the optional Sub-windowing feature (up to 240 Hz)

Recommended Accessories



Included Accessories

AC Power Supply and Battery Pack Charger, Two Lithium-ion Smart Battery Packs, USB Cable, HDMI Video Cable, Hard Carrying Case, Adjustable Neck and Hand Strap, Bluetooth Headset (where available), Warranty Registration Card and Calibration Certificate. Flash Drive includes Product Manuals and SmartView® Software.

Ordering Information

- FLK-TiX580 60Hz Infrared Camera
- FLK-TiX580 9Hz Infrared Camera
- FLK-TiX560 60Hz Infrared Camera
- FLK-TiX560 9Hz Infrared Camera
- FLK-TiX520 60Hz Infrared Camera
- FLK-TiX520 9Hz Infrared Camera
- FLK-TiX500 60Hz Infrared Camera
- FLK-TiX500 9Hz Infrared Camera

Fluke Expert Series Infrared Cameras Selection Guide



Expert Series Infrared Cameras								
	TiX1000	TiX660	TiX640	TiX620	TiX580	TiX560	TiX520	TiX500
Detector resolution	1024 x 768 (786,432 pixels) SuperResolution mode: 2048 x 1536 (3,145,728 pixels)	640 x 480 (307,200 pixels) SuperResolution mode: 1280 x 960 (1,228,800 pixels)			320 x 240 (76,800 pixels) SuperResolution mode: 640 x 480 (307,200 pixels)			
IFOV (spatial resolution)	0.6 mRad	0.8 mRad	0.8 mRad	0.85 mRad	0.93 mRad	1.31 mRad		
Field of view	32.4° H x 24.7° V	30.9° H x 23.1° V		32.7° H x 24.0° V	34° H x 24° V	24° H x 17° V		
Distance to spot	1765:1	1200:1	1100:1	1065:1	753:1			
Thermal sensitivity*	≤ 0.05 °C at 30 °C target temp (50 mK)	≤ 0.03 °C at 30 °C target temp (30 mK)		≤ 0.04 °C at 30 °C target temp (40 mK)	≤ 0.05 °C at 30 °C target temp (50 mK)	≤ 0.03 °C at 30 °C target temp (30 mK)	≤ 0.04 °C at 30 °C target temp (40 mK)	≤ 0.05 °C at 30 °C target temp (50 mK)
Temperature range	-40 °C to +1200 °C High temperature option—request at time of order: up to 2000 °C			-40 °C to +600 °C High temperature option—request at time of order: up to 2000 °C	-20 °C to +800 °C	-20 °C to +1200 °C	-20 °C to +850 °C	-20 °C to +650 °C
Focus systems	LaserSharp® Auto Focus, auto focus, manual focus, and EverSharp multifocal recording		Auto focus, manual focus, and EverSharp multifocal recording		MultiSharp™ Focus, LaserSharp® Auto Focus with built-in laser distance meter and advanced manual focus			
Laser distance meter	Yes		No		Yes			
Optional lenses	2 wide angle, 2 telephoto, 3 macro and 1 standard			1 wide angle and 1 telephoto	Pre-calibrated smart optional lenses: wide angle, 2x telephoto	Pre-calibrated smart optional lenses: wide angle, 2x and 4x telephoto, 25 micron macro		
Wireless connectivity	—				Fluke Connect® app compatible. Wireless connectivity to PC, iPhone® and iPad® (iOS 4s and later), Android™ 4.3 and up, and WiFi to LAN ¹			
IR-Fusion*	AutoBlend™ mode, continuous blending					AutoBlend™ mode		
Picture-In-Picture (PIP)	Picture-in-Picture							
Display	Extra-large 5.6 inch color TFT display, 1280 x 800 pixel resolution, suitable for daylight operation				5.7 inch touchscreen LCD, 640 x 480 pixel resolution			
Design	Camcorder with handle, Tiltable LCoS colour viewfinder display, 800 x 600 pixel resolution		Camcorder		Ergonomic FlexCam design with a 240 degree rotating lens			
Frame rate	30 Hz or 9 Hz versions	60 Hz or 9 Hz versions		30 Hz or 9 Hz versions	60 Hz or 9 Hz versions			
Software	SmartView® and Fluke Connect® (web, mobile and desktop)							
Video recording	Standard and radiometric							
Streaming video (remote display)	Via HDMI; GigE Ethernet available in SmartView® software				Yes, see the live stream of the camera display on your PC, smartphone, or TV monitor. Via USB, WiFi hotspot, or WiFi network to Fluke Connect® SmartView software on a PC; via WiFi hotspot to the Fluke Connect® app on a smartphone; or via HDMI to a TV monitor			
Remote control operation	Yes					Yes, through SmartView® software or Fluke Connect® mobile app		—
Alarms	High temperature, low temperature, and isotherms (within range)							

Fluke RSE300 and RSE600 Infrared Cameras



Fluke RSE600



Fluke RSE300 with stand



Stationary infrared cameras for research, science and engineering

For precise research, science, and engineering applications, just seeing heat is not enough – it needs to be measured and analysed as well. The new Fluke® RSE300 and RSE600 Infrared Cameras are the first fully-radiometric, fixed-mount cameras from Fluke with advanced features including MATLAB® and LabVIEW® software plug-ins to easily analyse thermal data.

The RSE300 and RSE600 cameras continuously stream up-to-60 frames of data per second, allowing for detailed monitoring of temperature patterns and variances. With the included SmartView® desktop software, users can remotely focus the camera, auto-capture images, adjust level and span, and analyse infrared videos frame-by-frame. The software also makes it easy to edit images, generate customised reports, and export images to multiple formats to share thermal data quickly.

- 320x240 and 640x480 resolution options
Temperature range: -10 °C to + 12000 °C
- MATLAB® and LabVIEW® software compatibility allows users to integrate infrared data, images and videos to support R&D analysis
- See the details you need with optional smart lenses: 2x and 4x telephoto, wide angle and macro lenses
- Optimise images, generate customisable reports and export images to the format of your choice with SmartView® desktop software
- Wirelessly connect your camera to the Fluke Connect® system to make faster decisions
- Two year warranty

Specifications

	RSE300	RSE600
Key Features		
Detector resolution	320x240 (76,800 pixels)	640x480 (307,200 pixels)**
IFOV with standard lens (spatial resolution)	1.85 mRad	0.93 mRad
Field of view	34 °H x 25.5 °V	34 °H x 25.5 °V
Minimum focus distance	15 cm	
Camera focus options	Focus is adjusted in SmartView® desktop software	
MultiSharp™ Focus	Yes, focused near and far, throughout the field of view	
IR-Fusion® technology	Yes, in SmartView® desktop software. Five modes of image blending (AutoBlend™ mode, Picture-in-Picture (PIP), IR/Visible alarm, Full IR, Full visible light) add the context of the visible details to your infrared image	
Interfaces for image/data transfer	Supported in camera data ports: GigE Vision	
Thermal sensitivity (NETD)	≤ 0.030 °C at 30 °C target temp (30 mK)*	≤ 0.040 °C at 30 °C target temp (40 mK)*
Temperature Measurement Range	-10 °C to + 1200 °C	
Level and span	Smooth auto and manual scaling, in SmartView® desktop software	
Built-in digital camera (visible light)	5 megapixel industrial performance	
Digital zoom	Variable up to 16x in SmartView® desktop software	
Color alarms (temperature alarms)	Yes, in SmartView® desktop software—high temperature, low temperature, and isotherms (within range)	
Spot temperature	Yes, in SmartView® desktop software—hot and cold spot markers	
User-definable spot markers	Unlimited user-definable spot markers, in SmartView® desktop software	
Centre box	Expandable—contractible measurement box with MIN-MAX-AVG temp display, in desktop software	
Size (HxWxL)	8.3 cm x 8.3 cm x 16.5 cm	
Weight	1 kg	
Enclosure rating	IEC 60529: IP67 (protected against dust, limited ingress; protection against water spray from all directions)	

*Best possible
**Option to output 320x240 infrared data through GigE Vision

Recommended Accessories



Fluke RSE600 Application



Included Accessories

Standard Infrared Lens, AC Power Supply, Ethernet Cable, Antenna SmartView® Desktop Software and User Manual, (available by Free Download).

Ordering Information

- FLK-RSE300 60Hz** Infrared Camera 320x240
- FLK-RSE300 9Hz** Infrared Camera 320x240
- FLK-RSE600 60Hz** Infrared Camera 640x480
- FLK-RSE600 9Hz** Infrared Camera 640x480

Contact your local distributor for price and availability.
www.fluke.com/au/wtb

Fluke DS701 and DS703 FC High Resolution Diagnostic Scopes



Fluke DS703 FC

Fluke DS701 Diagnostic Scope

Rugged, industrial 800 x 600 resolution Diagnostic Scope with dual view probe. Inspection camera with 7" LCD screen for accurate diagnostics in difficult to reach spaces. Adjustable LED lighting and digital zoom for quality images. Up is Up® technology rotates the display screen to allow for consistent image display, regardless of the orientation of the probe. Intuitive user interface with easy to navigate button technology.

Fluke DS703 FC High Resolution Diagnostic Scope with Fluke Connect®

Rugged, high-definition industrial 1280 x 720 resolution Diagnostic Scope with Wi-Fi capability. 7" capacitive touch screen for accurate diagnostics in difficult to reach spaces. 720p video recording inspection camera. Up is Up® technology rotates the display screen to allow for consistent image display, regardless of the orientation of the probe.

Gritty, industrial, expensive equipment? Diagnose before tear-down with the durability of Fluke

Industrial inspections require a powerful diagnostic borescope designed to stand up to the dirtiest, most harsh environments. Fluke Diagnostic Scopes put high-resolution images in the palm of your hand.

- High definition probe with dual-view camera
- High Resolution
DS701 - 800 x 600 (480,000 pixels)
DS703 FC- 1200 x 720 (864,000 pixels)
- Processing speeds that render a smooth, clear, consistent image
- 7" LCD screen for easy viewing
- Macro to micro zoom function
- Adjustable lighting to capture the best image
- Up is Up® technology for an appropriate orientation, regardless of the probe location
- True 720p video
- Two year warranty


Specifications

	DS701	DS703 FC
Video scope probe		
Length	1.2 metre	
Type	Detachable, semi-ridged, waterproof, immersible to 1 metre or more in depth	
Diameter	8.5 mm, optional 3.8, 5.5 and 9 mm probes available	
Material	Elastomer coated steel	
Lighting	Adjustable LED, one front, one side	
Illumination	53 Flux	
Camera	Dual view camera, forward and side	
Resolution	800 x 600 (480,000 pixels)	1200 x 720 (864,000 pixels)
Still image format	JPG	
Video recording format	AVI	
Video output format	MPEG compression	
Digital zoom	Adjustable from 1x to 8x zoom	
Field of view	68°	
Depth of field	25 mm to infinity	
Video resolution	Standard	720p
Minimum focus distance	10 mm	
Focus type	Fixed	
Rotation	180°	
Streaming video	Via HDMI and Fluke Connect®	
LCD screen		
Touch screen	Capacitive touch screen	
Size	17.79 cm	
Refresh rate	30 hz	
UpisUp® technology	Real-time upright adjustment for image	
LED backlight	Adjust display brightness for optimal viewing	

Recommended Accessories



Fluke DS703 FC Application



Included Accessories

Hand Strap (DS703 FC Only), USB Cable, AC Power Supply/Battery Charger, TPAK Magnetic Hanger, Protective EVA Case.

Ordering Information

- FLK-DS701** Diagnostic Scope
- FLK-DS703 FC** High Resolution Diagnostic Scope

Contact your local distributor for price and availability.
www.fluke.com/au/wtb

Fluke Lenses


Telephoto, Wide Angle and Macro

Extend your applications with optional IR lenses, compatible with Fluke Professional and Expert Series Cameras: 2x and 4x telephoto, macro as small as 25 microns, and wide angle.



Telephoto Lenses

The difference between finding and potentially diagnosing the problem, and not seeing any discrepancy at all. Get the detail you need, even from a distance, when you view your target magnified 2 or 4 times more than a standard lens.




Standard 2x Telephoto 4x Telephoto



Wide Angle Lenses

When working in a tight space, see a larger target from a close distance. Ideal for roof and building inspection or for looking through IR Windows.




Standard Lens Wide Lens see both sides of the building at once from the same distance



Macro Lenses

Get an incredibly detailed image of very small objects—as small as 25 microns, smaller than the average human hair.



Standard 25 Micron Macro Lens —see detail in very small objects

Model number	Ti400/ Ti300	Ti450/PRO Ti480/PRO	TiX500/ TiX520	TiX560/ TiX580	TiX620/ TiX640	TiX660/ TiX1000
TI-LENS/TELE2 2x Telephoto infrared smart lens†	•	•	•	•		
TI-LENS/WIDE2 Wide Angle Infrared Smart Lens†	•	•	•	•		
FLK-Lens/4xTele2 4x Telephoto infrared smart lens†	•	•	•	•		
FLK-Lens/25Mac2 25 Micron macro infrared smart lens†	•	•	•	•		
FLK-XLens/SupWide Super wide-angle lens				•	•	•
FLK-XLens/Wide Wide-angle lens				•	•	•
FLK-XLens/Stan Standard lens				•	•	•
FLK-XLens/Tele Telephoto lens				•	•	•
FLK-XLens/SupTele Super telephoto lens				•	•	•
FLK-XLens/Macro1 Close-up 0.2x				•	•	•
FLK-XLens/Macro2 Close-up 0.5x; 34.3 x 25.3mm²; 32 um;				•	•	•
FLK-XLens/Macro3 Close-up 0.5x				•	•	•

†The lenses for TiX580, TiX560, TiX520, TiX500, Ti480, Ti450, Ti400, Ti300, and Ti200 are smart lenses. They come pre-calibrated and don't require calibration to a specific camera, so they are interchangeable between compatible cameras. Lenses for TiX1000, TiX660, and TiX640 require calibration to the specific camera.

Fluke Lens Application



Ordering Information

FLK-LENS /TELE2	2x Telephoto Infrared Smart Lens
FLK-LENS /4XTELE2	4x Telephoto Infrared Smart Lens
FLK-XLENS /TELE	2x Telephoto Infrared Lens (TiX1000, TiX660, TiX640)
FLK-XLENS /SUPTELE	4x Telephoto Infrared Lens (TiX1000, TiX660, TiX640)
FLK-LENS /WIDE2	Wide Angle Infrared Smart Lens
FLK-XLENS /WIDE	Wide Angle Infrared Lens (TiX1000, TiX660, TiX640)
FLK-XLENS /SUP-WIDE	Super Wide Angle Infrared Lens (TiX1000, TiX660, TiX640)
FLK-LENS /25MAC2	25 Micron Macro Infrared Smart Lens
FLK-XLENS /MACRO1	81 Micron (TiX1000) or 119 Micron (TiX660/640) Macro Infrared Lens
FLK-XLENS /MACRO2	32 Micron (TiX1000) or 47 Micron (TiX660/640) Macro Infrared Lens
FLK-XLENS /MACRO3	35 Micron (TiX1000) or 50 micron (TiX660/640) Macro Infrared Lens

Contact your local distributor for price and availability.
www.fluke.com/au/wtb

Fluke CV Series ClirVu® Infrared Windows



Fluke CV200 Fluke CV300



Compliance without compromise. Safety without sacrifice.

Increase the safety and speed of electrical thermal imaging inspections with the Fluke ClirVu® IR Windows. Reduce the risk of arc-flash and electrocution, increase the safety of your personnel and reduce the time and cost of preventive maintenance.

- Save time with a quick and easy 5 minutes or less installation
 - One technician
 - One hole with standard Greenlee® punch
 - Panel door does not need to be removed
 - Grounds instantly to metal enclosure with patent-pending AutoGround™ process
 - Maintains panel arc test ratings up to 63kA when properly installed
- Torture Tested™ to the highest arc blast test ratings
 - IEEE C37.20.7: 63 kA Arc tested at KEMA, UL50/50E/50V, UL1558, IEC60529-1: IP67, IEC 60068, NEMA 4/12, CSA C22.2 NO. 14-13:2012, and CE
- Convenience of both quick turn (CV400, CV300, CV200) or security keyed access (C401, CV301, CV201)
- Fluke IR Windows offered in three sizes 50 mm, 75 mm and 95 mm
- Work permit requirements and NFPA 70E processes are significantly reduced
- Full PPE is often not required so inspections are done faster and more comfortable
- Lifetime replacement warranty against manufacturing defects

Specifications

	CV400	CV401	CV300	CV301	CV200	CV201
Size	95 mm		75 mm		50 mm	
Voltage Range	Any					
NEMA Environment Type	Type 4/12 (indoor/outdoor)					
AutoGround™	Yes					
ClirVu® Optic	Yes					
Operating temperature	-40 °C to + 232 °C and + 260°C Intermittent					
Body material	EZAC & ZA-27 High Strength Zinc/ Aluminum Alloy					
Ratings and testing						
Arc-Tested (IEEE C37.20.7)	63 kA for 30 cycles @ 60Hz at KEMA					
UL 50V component recognition	Yes					
UL 50/NEMA Environmental Rating	NEMA Type 4/12					
UL 1558	Yes					
CSA C22.2 No.	Yes					
CSA Type Rating	Type 4					
IP rating	IP67 at TUV					
Lloyds Register	Up to 11 kV marine switchgear, indoor or outdoor (offshore only)					
Vibration rating	IEC60068-2-6 at TUV					
Humidity rating	IEC60068-2-3 at TUV					
Install						
Actual mounting hole diameter required	115.42 mm		89.89 mm		61.37 mm	
Greenlee Punch Kit = Punch/Die	742BB = 2984AV/2983AV		739BB = 1431AV/1432AV		76BB = 441AV/442AV	
Door Latch	Hand Turn	Security Key	Hand Turn	Security Key	Hand Turn	Security Key
Optics						
Optic insert diameter	95 mm		75 mm		50 mm	

Quick & Easy Installation in 5 minutes or less



Included Accessories

Hand Turn Door Latch (CV200, 300 & 400), Security Key Door Latch (CV201, 301 & 401) and Warranty Statement. Fluke IR Windows are supplied complete, assembled and ready for installation.

Ordering Information

FLUKE-CV401	95 mm, Infrared Window, Security Key Door Latch
FLUKE-CV400	95 mm, Infrared Window, Hand Turn Door Latch
FLUKE-CV301	75 mm, Infrared Window, Security Key Door Latch
FLUKE-CV300	75 mm, Infrared Window, Hand Turn Door Latch
FLUKE-CV201	50 mm, Infrared Window, Security Key Door Latch
FLUKE-CV200	50 mm, Infrared Window, Hand Turn Door Latch

Contact your local distributor for price and availability.
www.fluke.com/au/wtb



INDOOR AIR QUALITY

Fluke 975 AirMeter™ Simple, one-touch air velocity



Fluke 975



The Fluke 975 AirMeter™ raises indoor air monitoring to the next level by combining five powerful tools in one rugged and easy-to-use handheld device. The Fluke 975 offers an unparalleled feature-set for HVAC and facilities technicians, helping them work more quickly and accurately, with the ease of use and durability customers expect from a Fluke meter.

Use the AirMeter to respond to comfort-related calls from occupants, verify the operation of building HVAC control systems and determine whether adequate ventilation exists. Also be able to monitor air flow and velocity, test for dangerous carbon monoxide leaks, perform duct traversals and optimise HVAC systems to manage energy costs.

- Simultaneously measures, logs and displays temperature, humidity, CO₂ and CO on a bright, backlit LCD display
- % of outside air calculation
- One-touch air flow and velocity with available probe*
- Dew point and wet bulb temperature
- CO₂ and CO field calibration feature
- Min/Max/Avg on all measured and calculated readings
- Audible and visual threshold alarms
- Extensive discrete or continuous data logging capacity, downloadable to PC via USB interface
- Includes NIST-traceable certificate of calibration
- Automatically compensates for barometric pressure changes
- Two year warranty

*Included with Fluke 975V, optional with Fluke 975.

Specifications

Feature	Range	Display resolution	Accuracy
Measured specifications			
Temperature	-20 °C to 60 °C	0.1 °C	± 0.9 °C from 40 °C to 60 °C ± 0.5 °C from 5 °C to 40 °C ± 1.1 °C from -20 °C to 5 °C
Relative humidity	10 % to 90 % RH non-condensing	1 %	± 2 % RH (10 % RH to 90 % RH)
Air velocity	50 fpm to 3000 fpm 0.25 m/sec to 15 m/sec	1 fpm 0.005m/sec	4 % or 4 fpm 3 % or 0.015 m/sec whichever is greater Accuracy specification only valid for velocity readings above 50 fpm.
CO ₂	0 to 5000 ppm	1 ppm	Warm up time 1 min (5 minutes for full specification) 2.75 % + 75 ppm
CO	0 to 500 ppm	1 ppm	± 5 % or ± 3 ppm, whichever is greater, @ 20 °C and 50 % RH
Calculated specifications			
Dew point temperature	-44 °C to 57 °C	0.1 °C	± 1 °C when temp: -20 °C to 60 °C RH: 40 % to 90 % ± 2 °C when temp: -20 °C to 60 °C RH: 20 % to 40 % ± 4 °C when RH: 10 % to 20 %
Wet bulb temperature	-16 °C to 57 °C	0.1 °C	± 1.2 °C when RH: 20 % to 90 % temp: -20 °C to 60 °C ± 2.1 °C when RH: 10 % to 20 %
Volume flow rate (in a duct)	0 to 3,965 M ³ /m 0 to 140,000 cfm)	0.001 M ³ /min (1 cfm)	N/A: The volume flow calculation will be a simple average of the data points times the duct area
% outside air (based on temperature)	0 to 100 %	0.1 %	N/A
% outside air (based on CO ₂)	0 to 100 %	0.1 %	N/A

Recommended Accessories



Fluke 975VP
AirMeter Velocity Probe
for use with Fluke 975
AirMeter.

Recommended Kits

Buy more, Save more



Fluke 975V AirMeter™ Calibration Kit with Velocity Probe

For more details see page 168

Fluke 975 Application



Included Accessories

Three AA Alkaline Batteries, User Manual, Calibration Cap, FlukeView® Forms Software, Power Plug, Power Adapter, Air Velocity Probe (Fluke 975V).

Ordering Information

FLUKE-975 AirMeter™
FLUKE-975V AirMeter™ with Velocity
FLUKE-975VP Air Velocity Probe

Contact your local distributor for price and availability.
www.fluke.com/au/wtb

Fluke 922 Airflow Meter/Micromanometer



Fluke 922

The Fluke 922 helps you analyse airflow easily

The Fluke 922 makes airflow measurements easy by combining three tools: differential pressure, airflow, and velocity into a single, rugged meter. The 922 was designed and built for how (and where) you do your job, with performance, ruggedness and ease of use, setting the Fluke 922 apart from the competition. The bright white display and ruggedised holster and wrist strap let you take the Fluke 922 into less than ideal environments. The colour-coded hoses help you keep track of where your readings are coming from. The simple, intuitive interface means you can measure pressure, velocity, or airflow at the push of a button.

- Powerful meter provides differential and static pressure, air velocity and flow readings
- Convenient coloured hoses help proper interpretation of pressure readings
- Easy to use without sacrificing performance
- Bright, backlit display for clear viewing
- User-defined duct shape and size for maximum airflow accuracy
- Resolution down to 0.001 in H2O
- 99 point data storage capacity
- Min/Max/Average/Hold functions for easy data analysis
- Auto power off saves battery life
- Two year warranty



Use the Fluke 922 Micromanometer to:

- Measure pressure drops across key HVAC equipment to drive peak performance and extend equipment life
- Match ventilation to occupant loads
- Monitor indoor vs. outdoor pressure relationships and manage the building envelope
- Promote indoor comfort and quality
- Perform duct traversals for accurate airflow readings

Specifications

Operating Temperature	0 °C to +50 °C
Storage Temperature	-40 °C to +60 °C
Operating Relative Humidity	Non condensing (<10 °C) 90% RH (10 °C to 30 °C) 75% RH (30 °C to 40 °C) 45% RH (40 °C to 50 °C) without Condensation
IP Rating	IP40
Operating Altitude	2000 m
Storage Altitude	12000 m
EMI, RFI, EMC	Meets requirements for EN61326-1
Vibration	ML-PREF-28800F, Class 3
Max Pressure at Each Port	10 PSI
Data storage	99 readings
Size (HxWxD)	175 mm x 77.5 mm x 41.9 mm
Weight	0.64 kg
Battery	Four AA batteries
Battery Life	375 hours without backlight, 80 hours with backlight

	Range	Accuracy
Air pressure	± 4000 Pascals ± 16 in H2O ± 400 mm H2O ± 40 mbar ± 0.6 PSI	± 1 % + 1 Pascal ± 1 % + 0.01 in H2O ± 1 % + 0.1 mm H2O ± 1 % + 0.01 mbar ± 1 % + 0.0001 PSI
Air velocity	250 fpm to 16,000 fpm (1 to 80 m/s)	± 2.5 % of reading at 2000 fpm (10.00 m/s)
Air flow (volume)	0 to 99,999 cfm 0 to 99,999 m ³ /hr 0 to 99,999 l/s	Accuracy is a function of velocity and duct size
Temperature	0 °C to 50 °C	0.1 °C

Recommended Accessories



Recommended Kits

Buy more, Save more



Fluke 922 Airflow Meter/Micromanometer Kit

For more details see page 168

Included Accessories

Fluke 922: Two Rubber Hoses, Wrist Strap, four AA Batteries 1.5V Alkaline, User Manual and Soft Carrying Case.

Fluke 922 Kit: Fluke 922 Airflow Meter, 30.48 cm Pitot Tube, ToolPak, Two Rubber Hoses, Wrist Strap, four AA Batteries, User Manual and Hard Carrying Case.

Ordering Information

FLUKE-922 Airflow Meter

FLUKE-922/KIT Airflow Meter Kit

Contact your local distributor for price and availability.
www.fluke.com/au/wtb

Fluke 971 Temperature Humidity Meter



Fluke 971



Temperature and humidity are two important factors in maintaining optimal comfort levels and good indoor air quality. Quickly and conveniently take accurate humidity and temperature readings with the Fluke 971.

It is invaluable for facility maintenance and utility technicians, HVAC-service contractors, and specialists who assess indoor air quality (IAQ). Lightweight and easy to hold, it's the perfect tool for monitoring problem areas. With a rugged holster and protected sensor, the Fluke 971 is built to perform and made to last.

- New and improved digital sensor for faster response times
- Backlit dual display of humidity and temperature
- Measures dew point and wet bulb temperatures
- 99 record storage capacity
- Ergonomic design with belt clip and protective holster
- Compact and lightweight at 188 g
- Temperature range from -20 °C to 60 °C
- Relative humidity from 5 % to 95 %
- Min/Max/Avg/Hold functions
- Low battery indicator
- One year warranty

Specifications

Temperature range	-20 °C to 60 °C
Temperature accuracy	0 °C to 45 °C ± 0.5 °C -20 °C to 0 °C and 45 °C to 60 °C ± 1.0 °C
Resolution	0.1 °C
Response time (temperature)	500 ms
Temperature sensor type	NTC
Relative humidity range	5% to 95% R.H.
Relative humidity accuracy	10% to 90% R.H. @ 23 °C ± 2.5 % R.H. <10%, >90% R.H. @ 23 °C ± 5.0 % R.H.
Humidity sensor	Electronic capacitance polymer film sensor
Data storage	99 points
Response time (humidity)	For 90% of total range - 60 sec with 1 m/s air movement

General

Operating temperature	Temperature: -20 °C to 60 °C Humidity: 0 °C to 60 °C
Storage temperature	-20 °C to 55 °C
Battery life	4 AAA alkaline, 200 hours
Safety	Complies with EN61326-1
Size (HxWxD)	194 mm x 60 mm x 34 mm
Weight	0.188 kg

Specialty Model

Fluke RLD2 UV Refrigerant Leak Detector Flashlight



Leak detection made easy. The compact, easy-to-use, RLD2 UV flashlight uncovers refrigerant leaks instantly. Use the UV light to find the leakage area, then, use the laser pointer to pinpoint the exact leak location. With 100,000 hours of life, and four operating modes, this versatile leak detector is a must have for HVAC technicians.

- Six UV LEDs (395 nm wavelength) detect leak detection dyes
- Laser pointer clearly locates centre of the UV field for accuracy
- Three LED flashlight with 100,000 hour LED life
- Four operating modes: flashlight, UV light, laser light, UV/laser light combination
- Convenient detachable key chain carabiner and AAA battery included

Recommended Accessories



Included Accessories

Fluke 971: Four AAA Alkaline Batteries, Operation Manual.

Fluke RLD2: Chain Carabiner and Batteries.

Ordering Information

FLUKE-971 Temperature Humidity Meter

FLUKE-RLD2 Leak Detector Flashlight

Contact your local distributor for price and availability.
www.fluke.com/au/wtb

Fluke 985 Airborne Particle Counter



Fluke 985



Troubleshooting indoor air quality made easy

The Fluke 985 Particle Counter is ideal for troubleshooting and monitoring indoor air quality issues and verifying HVAC filter performance in critical locations. With its easy to read and fully configurable channel display, lightweight yet rugged form and highly accurate measurements, the Fluke 985 is the perfect tool for the maintenance, HVAC, and IAQ professional.

- **Six channels and particle size range of 0.3 µm to 10.0 µm:** Assures accurate measurements even for critical locations requiring ISO Class 5 – 9 certification
- **Ultra-lightweight and ergonomic design:** Promises easy single-hand operation in tight or awkward spaces with less operator fatigue
- **Long battery life:** Ten hours of standard-use battery life to last a full work day
- **Large 3.5 inch QVGC colour display:** Easy navigation and viewing with the intuitive icons and large font options
- **10,000 record storage:** Quick access to historical data
- **On-screen data presentation:** Data can be viewed in a traditional tabular or trend graph view at the user's preference
- **Personalised setting and configurations:** Customisable settings for the display, sample methods, and alarm settings for sample count
- **Data export options:** Download data to a PC using a USB memory stick, USB cable or Ethernet connection. No special software is required to download or view data
- **Option password control:** Confirms security when required
- **USB/Ethernet charge cradle:** Assures device is always ready to go when needed
- One year warranty

Specifications

Channels	0.3 µm, 0.5 µm, 1.0 µm, 2.0 µm, 5.0 µm, 10.0 µm
Flow rate	0.1 cfm (2.83 L/min)
Light source	775 nm to 795 nm, 90mW class 3B laser
Count modes	Raw counts, #/m3, #/ft3, #/liter in Cumulative or Differential mode
Counting efficiency	50 % @ 0.3 µm; 100 % for particles > 0.45 µm (per ISO 21501)
Zero count	1 count/5 minute (JIS B9921)
Concentration limits	10 % at 4,000,000 particles per ft3 (per ISO 21501)
Data storage	10,000 records (rotating buffer)
Alarms	Counts, low battery, sensor fail
Delay time	0 to 24 hours
Sample inlet	Isokinetic probe
Security	Administrator password control (optional)
Communication mode	USB or Ethernet
Calibration	PSL particles in air (NIST traceable)
Size (HxWxD)	272 x 99 x 53 mm
Weight	0.68 kg
Power adapter	100 V AC to 240 V AC, 12 V DC, 2.5 A
Rechargeable battery	Li-ion 7.4 V 2600 mAh; 10 hours typical use (5 hours continuous sampling) / 3.5 hours
Operating environment	10 °C to 40 °C / < 95 % non-condensing relative humidity
Storage environment	-10 °C to 50 °C / Up to 98 % non-condensing relative humidity

Specialty Model

CO-220 Carbon Monoxide Meter

Measures CO levels in industrial environments, commercial or residential buildings where accumulation of combustion gas is possible.

- Stand-alone CO meter that does not require a digital multimeter
- Large backlit LCD displays CO levels from 0 ppm to 999ppm
- Beeper triggers with increasing frequency as CO levels rise
- MAX hold function stores and displays the maximum CO level
- Automatic sensor zeroing and self-test upon startup



For more information, go to www.fluke.com/au/co-220

CO-205 Aspirator Kit

The CO-205 flue gas sampling accessory kit contains all the components necessary to provide a clean sample for the Fluke family of gas measuring devices.

The CO-205 Accessory Kit includes:

- Stainless steel sampling tube
- Industrial-grade hand operated aspirator to draw flue sample
- Easily replaceable particulate filter
- Specially designed nose cap for connection to the Fluke CO-220



Included Accessories

Fluke 985: Cradle for charging and USB and Ethernet Communications, ENET CAT5E 7-foot Cable, USA-A to Mini-B 6-foot Cable, 12V DC Power Supply, Zero Count Inlet-Filter, Filter Adapter, Sample Inlet Protective Cap, Hard Case, Getting Started Manual and User Manual (CD).

Fluke CO-220: C50 Soft Carrying Case and Battery.

Ordering Information

FLUKE-985	Particle Counter
FLUKE-CO-220	Carbon Monoxide Meter
FLUKE-CO-205	Aspirator Kit

Fluke 925 Vane Anemometer



Fluke 925

Easy-to-use and economical anemometer

The Fluke 925 is an economical and durable vane anemometer designed to measure wind speed, air flow and wind temperature conveniently. With a separate air flow sensor and display, the Fluke 925 provides the user the flexibility to measure air flow in a variety of locations. Vane anemometers are well suited to measure air flow in residential and commercial buildings as part of regular maintenance checks.

- Ability to measure wind speed in metres per second
- Data capture using one button and the ability to average multiple readings
- Min and Max alarm setting to alert the user when limits have been met
- Durable over mold housing to protect the unit from drops
- 1m extension of sensor from display to ensure air flow is captured in hard to reach locations
- Two year warranty

Wind Speed	Range	Resolution	Accuracy
m/s	0.40 to 25.00 m/s	0.01 m/s	±2 % of full scale
Air Flow Measurement	Range	Resolution	Accuracy
CMS (cubic metre/second)	0.01 to 99.99 m3/s	0.01	0 to 9.999 m2
Wind Temperature	Range	Resolution	Accuracy
Wind Temperature	0 °C to 50 °C	0.1 °C	±0.8 °C
Product Specification			
Display	Dual-screen 4 digit (9999 points) LCD screen		
Measurement Unit	Wind speed: ft/m; m/s Air flow: CMS (m3/s) and CFM (ft3/m) (cubic foot/minute) Wind temperature: °C		
Data Holding	Lock the displayed readings		
Average Reading Storage	Single point (2 hours at most) or multiple points (8 readings at most)		
Auto Power-Off	Enter the sleep mode after 20 minutes (can be disabled) to save power		
Battery Life	100 hours		
Weight	363 g, including the battery and sensor		
Dimensions (HxWxD)	181 × 71 × 38 mm		
Sensor Head Diameter	70 mm		

Fluke 930 Non-Contact & 931 Dual-Purpose Tachometer



Fluke 931



Where equipment needs quick troubleshooting to diagnose problems, the Fluke 930 or 931 is the right tool for the job. The Fluke 930 is equivalent to a Fluke 931 with the ability to measure via stroboscope in non-contact mode only. With the ability for contact measurement and non-contact combined, the Fluke 931 provides greater flexibility for the professional technician.

- 6-digit backlit display for easy data visualisation
- Signal detection reminder minimises false readings
- Maximum/Minimum/Average value and final readings
- Easy switching of the contact and non-contact measurement modes (Fluke 931 only)
- Different speed measuring heads to adapt to different measurement occasions (Fluke 931 only)
- One year warranty

Rotation Speed	
Range	Optical (non-contact) measurement: 1 to 99999 revolutions/minute Contact measurement: 1 to 19999 revolutions/minute (Fluke 931 only)
Precision	±0.02 % RD+1
Sensing Distance	(optical) 500 mm
Specifications	
Battery Life	About 40 hours
Operating Temp	0 °C to 50 °C

Fluke 925 Applications

- Clean rooms or other locations with installed filter systems
- Environmental Health and Safety Personnel, Construction Research Institutions
- HVAC System Supplies, Installers or Maintenance Technicians
- Pharmaceutical, Food and Beverage, Electronic Manufacturing, Building Fire Protection



Fluke 930/931 Applications

- Heavy Manufacturing Environments, e.g. Automotive, Textile, Pulp and Paper, Metalwork
- Water Purification Plants
- Machining and Chemical Manufacturing Plants
- HVAC Compressors for Industrial Systems



Included Accessories

Fluke 925: Instruction Guide.
Fluke 930 and 931: 0.1 m Wheel, Conical Speed Measuring Head, Inner Cone Speed Measuring Head, Lengthening Rod, 10 Reflective Stripes and Instruction Guide.

Ordering Information

FLUKE-925	Vane Anemometer
FLUKE-930	Non-Contact Tachometer
FLUKE-931	Contact and Non-Contact Dual-Purpose Tachometer

Contact your local distributor for price and availability.
www.fluke.com/au/wtb

Indoor Air Quality

Fluke 941 Luminometer

NEW



Fluke 941

The Fluke 941 is a handheld luminometer that can measure visible light sent from a variety of light sources, to include fluorescent, metal halide, high pressure sodium, or incandescent lamps. With an extension cord to the light meter and separate display the Fluke 941 provides a handheld tool to accurately measure light in multiple environments. The Fluke 941 is a portable tool that measures light up to 20,000 fc of lux with an accuracy of .01 fc/lux.

- Measure in lux or footcandles, with one button to switch between display options
- Measuring range up to 20,000 lux or foot candles
- Data hold to freeze reading on the digital display
- Min/max ability to show high and low readings
- Auto power off to save battery life
- Includes protective sensor cap
- One year warranty



Measurement Parameter	
Range	20, 200, 2000, 20000, 200000 Lux 20, 200, 2000, 20000FC (Footcandle)
Precision	±3 % (at 2854 °K – calibrated by the common incandescent lamp) ±6 % other visible light sources Cosine error 30° ±2 % 60° ±6 % 80° ±25 % Cosine angle corrected according to the grade A general specifications of JIS C 1609:1993 and CNS 5119 A
Specifications	
Sampling Rate:	2.5 times/second for the digital display
Display:	3.5 digit 1999-point LCD screen
Sensor:	Silicon photoelectric diode and optical filter

Fluke 945 Sound Level Meter



Fluke 945

The Fluke 945 Sound Level Meter has been designed to meet the measurement requirements of Safety Engineers, Health, Industrial Safety Officers and quality control in a wide variety of industrial environments.

It offers two types of measurements: A weighting and C weighting. The A weighting is for general noise sound level and the C weighting is for measuring sound level of acoustic material control in various environments. The Fluke 945 conforms to the IEC651 Type 2, ANSI S1.4 Type 2, and JISC1502 requirements for sound level meters.

- Data storage
- Max/Min
- Frequency weighting ranges: A, C
- Auto power off
- Auto ranging
- One year warranty



Measurement Parameter	Range	Resolution	Accuracy
Measurement of Environment Noise (A weighted)	30 to 130 dB	0.1 dB	±1.5 dB (ref 94dB@1KHZ)
Measurement of Mechanical Noise (C weighted)	35 to 130 dB	0.1 dB	±1.5 dB (ref 94dB@1KHZ)
Specifications			
Display	0.1 dB steps on 4 digit LCD screen		
Frequency Response	From 31.5 Hz to 8 kHz		
Max/Min Recording with Memory Logging	Up to 14,000 records		

Fluke 941 Applications

- Room Illumination Assessment for Environmental Health and Safety Reviews
- Light Source Quality and Troubleshooting



Fluke 945 Applications

- Sound Testing for Education Environments
- Heavy and Light Industry Sound Testing
- Healthcare Environment Testing
- Safety Testing



Included Accessories

9 V Battery, User Manual.

Ordering Information

FLUKE-941 Luminometer

FLUKE-945 Sound Level Meter

Contact your local distributor for price and availability.
www.fluke.com/au/wtb



INSULATION TESTERS

Insulation Tester Selection Guide



Insulation Test Functionality	1503	1507	1577	1587 FC	1587T	1550C	1555
Test Voltages	500V, 1000V	50V, 100V, 250V, 500V, 1000V	500V, 1000V	50V, 100V, 250V, 500V, 1000V	50V, 100V	250V, 500V, 1000V, 2500V, 5000V	250V, 500V, 1000V, 2500V, 5000V, 10000V
Insulation Resistance Test Range	0.1MΩ - 2GΩ	0.01MΩ - 10GΩ	0.1MΩ - 600MΩ	0.01 MΩ - 2GΩ	0.01MΩ - 100MΩ	200KΩ - 1TΩ	200KΩ - 2TΩ
Polarisation Index/Dielectric Absorption Ratio		•		•		•	•
Auto Discharge	•	•	•	•	•	•	•
Time Ramp Test (Breakdown)						•	•
Pass/Fail Comparison		•					
Estimated Number of Insulation resistance Tests	1000	1000	1000	1000	1000	1000 @ 5000 V	1000 @ 10000 V
Voltage > 30V Warning	•	•	•	•	•	•	•
Memory						(99 locations)	(99 locations)
Remote Test Probe	•	•	•	•	•		
Lo Ohms	•	•					
Display	Digital LCD	Digital LCD	Digital LCD	Digital LCD	Digital LCD	Digital LCD / Analogue Bar Graph	Digital LCD / Analogue Bar Graph
Continuity	(200mA)	(200mA)	•	•	•		
Multimeter Functionality							
AC/DC Volts	•	•	•	•	•		
Current			•	•	•		
Resistance	•	•	•	•	•		
Temperature (contact)				•	•		
Temperature Compensation				•			
Lo-Pass Filter				•	•		
Capacitance				•	•	•	•
Diode Test				•	•		
Frequency				•	•		
MIN/MAX				•	•		
Fluke Connect® enabled				•	•	•	•
Other							
Hold/Lock	•	•	•	•	•	•	•
Backlight	•	•	•	•	•		
Software						(Fluke View® Forms Basic)	(Fluke View® Forms Basic)
Warranty (in years)	1	1	3	3	3	3	3
Battery	4 AA (NEDA 15A or IEC LR6)	4 AA (NEDA 15A or IEC LR6)	4 AA (NEDA 15A or IEC LR6)	4 AA (NEDA 15A or IEC LR6)	4 AA (NEDA 15A or IEC LR6)	Rechargeable	Rechargeable

+ With Fluke IR FC Connector.

Fluke 1587 FC and 1577 Insulation Multimeters



Fluke 1587 FC

Fluke 1577



Two powerful tools in one

The Fluke 1587 FC and 1577 Insulation Multimeters combine a digital 1 kV insulation tester with a full-featured, true-RMS digital multimeter in a single compact, handheld unit, which provides maximum versatility for both troubleshooting and preventive maintenance.

- Insulation test (1587 FC: 0.01 MΩ to 2 GΩ) (1577: 0.1 MΩ to 600 MΩ)
- Insulation test voltages (1587 FC: 50 V, 100 V, 250 V, 500 V, 1000 V), (1577: 500 V, 1000 V) for many applications
- Live circuit detection prevents insulation test if voltage > 30 V is detected for added user protection
- Auto-discharge of capacitive voltage for added user protection
- Filter for motor drive measurements (1587 FC only)
- AC/DC voltage, DC millivolts, AC/DC milliamps, resistance (Ω), and continuity
- Capacitance, diode test, temperature, Min/Max, and frequency (Hz) (1587 FC only)
- Auto power off to save battery power
- Large display with backlight and large digits
- Included accessories: Remote probe, test leads and probes, alligator clips, (Type K thermocouple, 1587 FC only)
- Accepts optional Fluke TPAK magnetic hanging system to free your hands for other work
- Rugged, utility hard case allows you to bring everything you need for the job
- Three year warranty

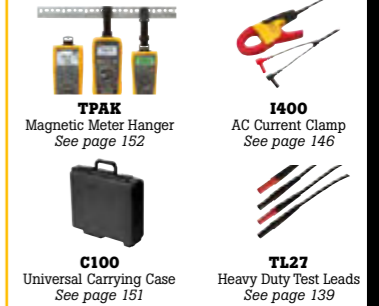
The Fluke 1587 FC Insulation Multimeter adds four powerful diagnostic functions through the Fluke Connect® Measurements app:

- PI/DAR timed ratio tests with TrendIt™ graphs identifies moisture and contaminated insulation problems faster
- Memory storage through Fluke Connect eliminates writing down results, reduces errors and saves data for historical tracking over time
- Temperature Compensation through app for establishing accurate baselines and relevant historical comparisons

Specifications

	1587 FC	1577
Insulation test voltages 50 V, 100 V, 250 V, 500 V, 1000 V	•	–
Insulation test voltages 500 V, 1000 V	–	•
Insulation resistance	0.01 MΩ to 2.0 GΩ	0.1 MΩ to 600 MΩ
Auto-discharge of capacitive voltage	•	•
Insulation test smoothing reading	•	–
Frequency	•	–
Capacitance	•	–
Diode test	•	–
Temperature	•	–
Min/Max	•	–
Low-pass filter (for work on VSDs)	•	–
AC/DC voltage	•	•
DC millivolts	•	•
AC/DC milliamps	•	•
Resistance	0.1 Ω to 50 MΩ	0.1 Ω to 50 MΩ
Continuity	•	•
Remote probe, test leads, alligator clips	•	•
Type K thermocouple	•	–
Rugged, utility hard case	•	•
Auto power off	•	•

Recommended Accessories



Recommended Kits

Buy more, Save more



Fluke 1587 FC/MDT Advanced Motor and Drive Troubleshooting Kit



Included Accessories

Remote Probe, Test Leads, Alligator Clips, K-type Thermocouple (1587 FC only), Hard Case, User Documentation.

Ordering Information

- FLUKE-1577** Insulation Multimeter
- FLUKE-1587T** Insulation Multimeter for Telecommunications
- FLUKE-1587FC** Insulation Multimeter with Fluke Connect
- FLUKE-1587/1400 FC KIT** FC 2-in-1 Adv Motor & Drive Kit w/9040, i400
- FLUKE-1587/1400 FC KIT** FC 2-in-1 Insulation Multimeter with i400
- 1587KIT/62MAX+FC** FC 2-in-1 Adv Elec Kit w/62MAX+ i400

Contact your local distributor for price and availability.
www.fluke.com/au/wtb

Fluke 1507 and 1503 Insulation Resistance Testers



Fluke 1507

Fluke 1503

These lightweight, affordable insulation testers are perfect for troubleshooting, commissioning and preventive maintenance applications.

- Automatic calculation of polarisation index and dielectric absorption ratio (1507 only)
- Multiple test voltages: 50 V, 100 V, 250 V, 500 V, 1000 V (1507 only)
- Remote test probe for rapid testing
- Insulation test range 0.01 MΩ to 10 GΩ (1507), 0.1 MΩ to 2000 MΩ (1503)
- Compare (Pass/Fail) function for repetitive tests (1507 only)
- Live circuit detection prevents insulation test if voltage > 30 V is detected
- Auto-discharge of capacitive voltage
- AC/DC voltage: 0.1 V to 600 V
- Lo ohms/Earth-bond continuity (200 mA) for checking connections and motor windings
- Resistance: 0.01 Ω to 20.00 Ω
- One year warranty




Features

	1503	1507
User selectable test voltages for many applications	•	•
Additional test voltages 50V, 100V, 250V		•
Special remote control probe for easy and safe measurements	•	•
Auto-discharge of capacitive voltage for added user protection	•	•
Live circuit detection prevents insulation test if voltage > 30 V is detected for added user protection	•	•
Save both time and money with Automatic calculation of Polarisation Index and Dielectric Absorption Ratio		•
Auto Power off to save batteries	•	•
Large display with backlight	•	•
Continuity function (200 mA)	•	•
Compare function (pass/fail) for fast repetitive tests		•

Specifications

Insulation	1503	1507
Insulation test range	0.1 MΩ to 2000 MΩ	0.01 MΩ to 10 GΩ
Test voltages	500 V, 1000 V	50 V, 100 V, 250 V, 500 V, 1000 V
Test voltage accuracy	+ 20 %, - 0 %	+ 20 %, - 0 %
Insulation test current	1mA nominal	1mA nominal
AC/DC Voltage measurement	600 V (0.1 V resolution)	600 V (0.1 V resolution)
Resistance measurement range	0.01 Ω to 20 kΩ	0.01 Ω to 20 kΩ
Auto discharge	Discharge time < 0.5 second for C = 1 μF or less	Discharge time < 0.5 second for C = 1 μF or less
Maximum capacitive load	Up to 1 μF	Up to 1 μF
Open circuit test voltage	> 4 V, < 8 V	> 4 V, < 8 V
Short circuit current	> 200 mA	> 200 mA
General		
Battery life	Meter: 1000 hours Insulation Test: >1000 tests	
Size (HxWxD)	203 mm x 100 mm x 50 mm	
Weight	0.55 kg	

Recommended Accessories



Fluke 1507/1503 Applications



Insulation test at a distribution panel



Wiring test in a small distribution box – all in one spot

Included Accessories

TL224 Test Leads, TP74 Test Probes, Clips PN 1958654 (red) and PN 1958646 (black), Holster, Remote Probe and User Manual.

Ordering Information

FLUKE-1507 Insulation Tester
FLUKE-1503 Insulation Tester

Contact your local distributor for price and availability.
www.fluke.com/au/wtb

Fluke 1555 and 1550C Insulation Resistance Testers



Fluke 1555

Fluke 1550C



Powerful troubleshooting and predictive maintenance tools

The Fluke 1555 and redesigned Fluke 1550C Insulation Resistance Testers offer digital insulation testing up to 10 kV, making them ideal for testing a wide range of high voltage equipment including switchgear, motors, generators and cables.

- Capacitance and leakage current measurement
- Ramp function for breakdown testing
- Warning function alerts the user that line voltage is present and gives a voltage reading up to 600 V AC or DC for increased user safety
- Measurements can be stored in up to 99 memory locations, and each location is assigned a unique, defined label for easy recall
- Automatic calculation of Dielectric Absorption (DAR) and Polarisation Index (PI) with no additional setup
- Three year warranty

Specifications

The tester's accuracy is specified for one year after calibration at operating temperatures of 0 °C to 35 °C. For operating temperatures outside the range (-20 °C to 0 °C and 35 °C to 50 °C), add ± .25 % per °C, except on the 20 % bands add ± 1 % per °C.

Insulation resistance measurement		
Test voltage (DC)	Range	Accuracy (± reading)
250 V	< 250 kΩ	unspecified
	250 kΩ to 5 GΩ	5 %
	5 GΩ to 50 GΩ	20 %
500 V	< 500 kΩ	unspecified
	500 kΩ to 10 GΩ	5 %
	10 GΩ to 100 GΩ	20 %
1000 V	< 1 MΩ	unspecified
	1 MΩ to 20 GΩ	5 %
	20 GΩ to 200 GΩ	20 %
2500 V	< 2.5 MΩ	unspecified
	2.5 MΩ to 50 GΩ	5 %
	50 GΩ to 500 GΩ	20 %
5000 V	< 5 MΩ	unspecified
	5 MΩ to 100 GΩ	5 %
	100 GΩ to 1 TΩ	20 %
10000 V (1555 only)	< 10 MΩ	unspecified
	10 MΩ to 200 GΩ	5 %
	200 GΩ to 2 TΩ	20 %

Functions	Range	Accuracy (± reading)
Leakage current	1 nA to 2 mA	± (5 % + 2 nA)
Capacitance measurement	0.01 uF to 15.00 μF	± (15 % rdg + 0.03 μF)
Live circuit warning	30 V to 600 V AC/DC, 50/60 Hz	± (15 % + 2 V)


Combine the IR3000 FC Connector and Fluke Connect, to perform advanced insulation testing for preventive and PdM tasks through:



- PI (polarity index) and DAR (dielectric absorption ratio) tests with TrendIt™ graphs to identify problems faster*
- Wireless transfer of test results from the tool to Fluke Connect eliminates error-prone paperwork and saves your technician's time
- Temperature Compensation through Fluke Connect App helps establish accurate baselines and relevant historical comparisons*

*Fluke Connect functionality will be added throughout this and coming years. Not all functions will be available at time of purchase.

Recommended Accessories



Recommended Kits

- Buy more, Save more
- Fluke 1550C 5 kV Insulation Tester Kit**
 - Fluke 1550C FC 5kV Insulation Tester Kit with IR 3000FC**
 - Fluke 1555 10 kV Insulation Tester Kit**
 - Fluke 1555 10kV Insulation Tester Kit with IR 3000FC**
- For more details see page 167

Included Accessories

Test Cables with Alligator Clips (red, black, green), Infrared Adapter with Interface Cable, FlukeView® Forms Basic CD, AC Power Cord, Soft Carrying Case, User Manual, Quick Reference Card, Software License Agreement, Registration Card, FlukeView Forms Installation Guide, USB-IR Cable Installation Guide, IP67 Hard Case (Kit only), Certificate of Calibration (Kit only), Ruggedised Alligator Clips (Kit and 1555 only), IR3000 FC Connector (FC models only).

Ordering Information

- FLUKE-1550C** 5kV Insulation Tester
- FLUKE-1550C FC** 5kV Insulation Tester with IR 3000FC
- FLUKE-1555** 10kV Insulation Tester
- FLUKE-1555 FC** 10kV Insulation Tester with IR 3000FC
- FLUKE-1550C KIT** 5kV Insulation Tester Kit
- FLUKE-1550C FC KIT** 5kV Insulation Tester Kit with IR 3000FC
- FLUKE-1555 KIT** 10kV Insulation Tester Kit
- FLUKE-1555 FC KIT** 10kV Insulation Tester Kit with IR 3000FC

Fluke 1620-2 Series Geo Earth Ground Testers



Fluke 1625-2



Fluke 1623-2



The Fluke 1623-2 and 1625-2 Earth Ground Testers offer data storage and download capabilities via USB port, have a large display and world class accessories that will simplify and speed up testing time.

These unique earth ground testers that can perform all four types of earth ground measurement:

- 3- and 4-Pole Fall-of-Potential (using stakes)
- 4-Pole Soil Resistivity testing (using stakes)
- Selective testing (using 1 clamp and stakes)
- Stakeless testing (using 2 clamps only)
- IP56 rated for outdoor use
- Professional carrying case
- USB data storage and transfer
- Two year warranty

In addition, the Fluke 1625-2 offers these advanced features:

- Automatic Frequency Control (AFC) - identifies existing interference and chooses a measurement frequency to minimise its effect, providing more accurate earth ground value
- R* measurement - calculates earth ground impedance at 55 Hz to more accurately reflect the earth ground resistance that a fault-to-earth ground would see
- Adjustable limits - for quicker testing

Earth ground resistance and soil resistivity should be measured when:

- Designing earth ground systems
- Installing new ground system and electrical equipment
- Periodically testing ground and lightning protection systems
- Installing large electrical equipment such as transformers, switchgears, machines, etc.

Features

	1623-2	1625-2
One-button measurement concept	•	•
3- and 4-pole Fall of Potential, earth resistance loop testing	•	•
4-Pole soil resistivity testing	•	•
2-Pole resistance measurement AC		•
2-and 4-pole resistance measurement DC		•
Selective testing, no disconnection of ground conductor (1 clamp)	•	•
Stakeless testing, quick ground loop testing (2 clamps)	•	•
Measuring frequency 128 Hz	•	
Earth impedance measurement at 55 Hz		•
Automatic frequency control (AFC) (94 - 128 Hz)		•
Measuring voltage switchable 20/48V		•
Programmable limits, settings		•
Continuity with buzzer		•
Dust/water resistance	IP56	IP56
Safety rating	CAT II 300 V	CAT II 300 V

Specifications

	1623-2	1625-2
Resistance ranges	0 to 20 kΩ	0 to 300 kΩ
Operating error	± 10%	± 5%
Test voltage	48 V	20 / 48 V
Short circuit current	> 50mA	250 mA
Weight	1.1 kg (including batteries)	1.1 kg (including batteries)
Size (WxHxD)	250 x 133 x 187 mm	
Battery type	6 x AA alkaline cells	

These products are for unpowered installations measuring grounding connections.

Recommended Accessories



EI-1623
Selective/stakeless clamp set for 1623



EI-1625
Selective/stakeless clamp set for 1625



ES-162P3
Stake/reel set for 3-pole measurements



ES-162P4
Stake/reel set for 4-pole measurements



EI-162BN 320MM
Split Core Transformer for use with Fluke 1625



CABLE REEL
Ground/Earth Cable Reel

Recommended Kits

Buy more, Save more



Fluke 1623-2 GEO Earth Ground Tester Kit



Fluke 1625-2 GEO Earth Ground Tester Kit

For more details see page 167

Included Accessories

Fluke 1623-2: Protective Holster, 2 Test Leads, 2 Alligator Clips, User Manual.

Fluke 1623-2 Kit: Same as above plus Stake/Reel, Set 4 Pole and Selective/Stakeless Clamp Set.

Fluke 1625-2: Protective Holster, 2 Test Leads, 2 Alligator Clips, User Manual.

Fluke 1625-2 Kit: Same as above plus Stake/Reel, Set 4 Pole and Selective/Stakeless Clamp Set.

Ordering Information

FLUKE-1623-2 Basic GEO Earth Ground Tester

FLUKE-1623-2 KIT Basic GEO Earth Ground Tester Kit

FLUKE-1625-2 Advanced GEO Earth Ground Tester

FLUKE-1625-2 KIT Advanced GEO Earth Ground Tester Kit

Contact your local distributor for price and availability.
www.fluke.com/au/wtb

EARTH GROUND TESTERS

Fluke 1621 Basic Earth Ground Tester

Earth ground tester for resistance measurement



Fluke 1621



Hand-held Earth Ground Tester for resistance measurement

The Fluke 1621 is an easy-to-use earth ground tester. For ground resistance testing, the 1621 is the first line of defence in detecting reliable ground connections. The unit features basic ground testing methods including 3-pole Fall-of-Potential as well as 2-pole ground resistance tests. Its convenient size, rugged holster, and large, clear LCD display make it an ideal field earth ground tester, for most electrical grounding work environments. With a simple user interface and intuitive functionality, the Fluke 1621 is a handy grounding tool for electrical contractors, utility test engineers, and earth ground specialists.

- 3-pole Fall-of-Potential earth testing for basic measurements
- 2-pole resistance measurements for added versatility
- Easily capture values with single-button operation
- Ensure accurate measurements with automatic 'noise' voltage detection
- Hazardous voltage warning offers increased user protection
- Clearly read and record data with a large, backlit display
- Instantly be alerted to measurements outside of your set limit, when you use the adjustable limit setting
- Safety rating CAT II 600 V
- Two year warranty

Specifications

Measuring functions	3-pole earth ground resistance, 2-pole AC resistance of a conductor, Interference voltage
Intrinsic error	Refers to the reference temperature range and is guaranteed for one year
Measuring rate	2 measurements/second
Battery	One 9 volt alkaline (LR61)
Battery condition	LO-BAT is displayed if voltage drops below 6.5 V
Voltages	Between jacks H/C2 and E/C1: 250 Veff maximum (effective voltage) Between jacks S/P2 and E/C1: 250 Veff maximum
Climatic class	VDE/VDI 3540 RZ (conforming to KWG as per DIN 40040, 4/87)
Temperature performance	Working: -10 °C to +50 °C Operating: 0 °C to +35 °C Storage: -20 °C to +60 °C
Temperature coefficient	± 0.1 % of range per degree Kelvin
Size	113 mm x 54 mm x 216 mm including holster
Weight	850 g including standard accessories, volume approximately 600 cm ³

Note: If the tester is not going to be used, or is being stored for a long period, remove the battery and store separately from the tester to avoid damage from battery leakage.
The four temperature ranges for the tester exist to satisfy European Standards requirements; the instrument can be used over the full working temperature range by using the temperature coefficient to calculate accuracy at the ambient temperature of use. These products are for unpowered installations measuring grounding connections.

Maximum deviations

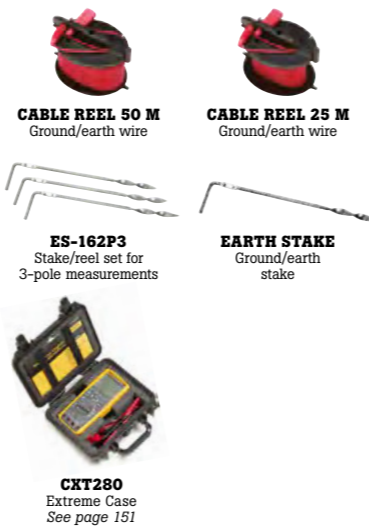
Parameter	Influence Factor	Deviation Influence
E ₁	Position	0 %
E ₂	Supply Voltage	0 %
E ₃	Temperature E ₃	2.3 %
E ₄	Serial interference voltage (20 V)	0.6 %
E ₅	Probe and auxiliary probe resistance	10 %

Test Voltage	3.7 kV
Protection Type	IP 40; IEC/EN 60529
Electromagnetic Compatibility	Emission: IEC/EN 61326 Class B Immunity: IEC/EN 61326 Annex C

R₂ Resistance Measurement

Measuring method	Current-voltage measurement with improved cross-talk attenuation, no compensation of measuring lead resistance, with probe (3-pole) or without probe (2-pole), as per IEC/EN 61557-5
Open circuit voltage	23 to 24 V AC
Short circuit current	> 50 mA AC
Measuring frequency	128 Hz
Maximum permissible overload	250 Veff

Recommended Accessories



Recommended Kits

Buy more, Save more



Fluke 1621 Basic Earth Ground Tester Kit

For more details see page 167

Included Accessories

Fluke-1621: Two Measuring Leads with Alligator Clips - 2 m, Protective Holster, 9V Alkaline Battery (LR01), User Manual and CD.

Fluke-1621 Kit: 2 x Cable Reels with Wire (1-50 m, 1-25 m), 3 x Earth Ground Stakes, 1 x Test Lead (red and black 2 m), 2 x Alligator Clips, Batteries, Hard Carrying Case and User Manual.

Ordering Information

FLUKE-1621 Basic GEO Earth Ground Tester
FLUKE-1621 KIT Basic GEO Earth Ground Tester Kit

Contact your local distributor for price and availability.
www.fluke.com/au/wtb

Fluke 1630-2 FC Earth Ground Clamp Meter



Fluke 1630-2 FC



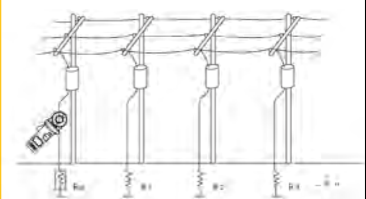
Stakeless earth ground loop and AC leakage current clamp for fast, safe indoor/outdoor earth ground resistance and AC leakage current tests.

Heavy-duty clamp jaw stays in alignment and in calibration even in every day, on-the-job industrial environments. Test the grounding components of equipment in hard-to-reach spaces, including areas that are indoors or fully paved and do not permit driving auxiliary test stakes. Stay on line—identify ground loop resistance without the need to disconnect then reconnect the earth electrode from the system.

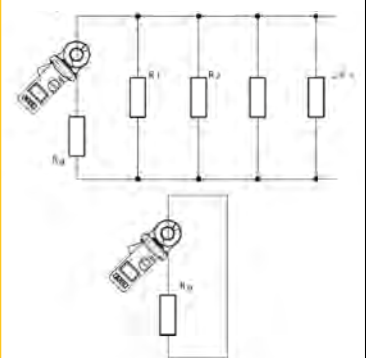
Stakeless measurement

The 1630-2 FC clamp measures earth ground loop resistances for multi-grounded systems using the dual-clamp jaw. This test technique eliminates the dangerous and time-consuming activity of disconnecting parallel grounds, as well as the process of finding suitable locations for auxiliary test stakes. You can also perform ground tests in places that were previously difficult: inside build-ings, on power pylons or anywhere you don't have access to soil to place auxiliary test stakes. With this test method, a two-process measurement is made around the earth ground wire or bus bar using the specially-designed jaw of the 1630-2 FC clamp. Auxiliary test stakes are not used at all. A known voltage is induced by the source in the clamp, and the current is measured by the sensor in the clamp. The tester automatically determines the earth loop resistance for this section of the earthing system. One year warranty.

Ground Resistance Measurement Principle



Equivalent Circuit Diagram




Specifications

Electrical specifications

Maximum voltage to earth ground	1000 V		
Battery type	4 x 1.5 V AA alkaline IEC/EN LR6		
Battery life	More than 15 hours		
Frequency range	40 Hz to 1 kHz		
Ingress protection	IEC/EN 60529: IP30 with jaw closed		
LCD	Digital reading	9999 counts	
	Refresh rate	4/s	
Reference temperature	23 °C ±5 °C		
Display Reading Specification with Loop Resistance Standard	Input (Ω)	Minimum	Maximum
	0.474	0.417	0.531
	0.5	0.443	0.558
	10	9.55	10.45
	100	96	104.0
Data logging capacity	Minimum of 32,760 measurements		
Safety	General	IEC/EN 61010-1: Pollution Degree 2 IEC/EN 61557-1	
	Measurement	IEC/EN 61010-2-032: CAT IV 600 V / CAT III 1000 V	
Current clamp for leakage current measurements	IEC/EN 61557-13: Class 2, ≤30 A/m		
Resistance to Earth	IEC/EN 61557-5		
Effectiveness of the protective measures	IEC/EN 61557-16: cutoff frequency 20 kHz (-3 dB)		

General specifications

Conductor size	40 mm approximately
Dimensions (L x W x H)	283 mm x 105 mm x 48 mm
Weight	880 g



Included Accessories

Hard Case, Loop Resistance Standard, four AA Batteries, Safety Information Guide and Quick Reference Guide.

Ordering Information

Fluke-1630-2 FC Earth Ground Loop and Leakage Clamp

Contact your local distributor for price and availability.
www.fluke.com/au/wtb

Fluke 1660 Series Multifunction Installation Testers



Fluke 1664 FC



Fluke 1663



Fluke 1662



The Fluke 1660 Series Multifunction Installation Testers verify the safety of electrical installations in domestic, commercial and industrial applications. They can ensure that fixed wiring is safe and correctly installed to meet the requirements of IEC 60364 and all relevant local standards. Three year warranty.

Fluke 1664 FC – The complete tester for advanced users

The Fluke 1664 FC is the only installation tester that protects connected appliances from damage during insulation tests, and allows you to share your test results wirelessly by smartphone with coworkers or customers. Fluke's patented Insulation PreTest stops you from performing tests with appliances that are connected to the system during test. This helps eliminate accidental damage and keeps your customers happy. In addition, the Fluke 1664 FC offers you the power of Fluke Connect. Now you can send test results straight from your Fluke 1664 FC to your smartphone, and transmit those results to other members of your team.


Fluke 1663 - The ideal tester for professional troubleshooters

This instrument is ideal for professional users' high-end functionality, advanced measurement capability, yet it is still easy to use.

Fluke 1662 - A solid, basic installation tester

The Fluke 1662 gives you Fluke reliability, simple operation and all the testing power you need for basic installation testing.

Recommended Accessories



Complete Package with Fluke FVF-SC2 Software



To address the increasing demands for reporting and documentation, we've added FlukeView Forms Software to the Fluke 1663 and 1664 FC Testers.

Included Accessories

Six AA (IEC LRG) Batteries, C1600 Hard Carrying Case, Zero Adapter, Heavy Duty Mains Cord, STD Standard Test Lead Set, Padded Carrying and Waist Strap, Quick Reference Guide, TP165X Remote Control Probe and Lead Set, User's Manual on CD-ROM.

Ordering Information

- Fluke 1664 FC/ FVF AU** Multifunction Installation Tester with Auto Test, Insulation PreTest, Fluke Connect® compatibility with FlukeView Forms Software
- Fluke 1663/FVF AU** Multifunction Installation Tester with FlukeView Forms Software
- Fluke 1662 AU** Multifunction Installation Tester

Contact your local distributor for price and availability.
www.fluke.com/au/wtb

Comparison Chart

Measurement function	1664 FC	1663	1662
Insulation PreTest safety function NEW	•	-	-
Insulation at L-N, N-PE inputs NEW	•	-	-
Auto Test sequence NEW	•	-	-
Loop and line resistance-mΩ resolution	•	-	-
Continuity at L-N, N-PE inputs NEW	•	•	-
Test smooth dc sensitive RCDs (Type B/B+)	•	•	-
Earth resistance	•	•	-
Wiring polarity checker, detects broken PE and N wires	•	•	•
Insulation resistance	•	•	•
Continuity and resistance	•	•	•
Measure motor windings with continuity test (@ 10 mA)	•	•	•
Loop and line resistance	•	•	•
Prospective earth fault current (PEFC/IK)	•	•	•
Prospective short-circuit current (PSC/IK)	•	•	•
RCD trip time	•	•	•
RCD trip current (ramp test)	•	•	•
Measures trip time and current for RCD type A and AC in one test	•	•	•
Automatic RCD test sequence	•	•	•
Phase sequence test	•	•	•
Other features			
Fluke Connect® compatibility NEW	•	-	-
ShareLive™ calling NEW	•	-	-
On/Off switchable auto-start for RCD and Looptest NEW	•	•	•
Self-test	•	•	•
Memory, interface			
Z Max memory NEW	•	•	-
Memory	•	•	•
IR-USB and BLE interface (when used with optional FVF software)	IR-USB/ BLE	IR-USB	IR-USB



MULTIFUNCTION & PORTABLE APPLIANCE TESTERS

Multifunction Installation Testers

Fluke 6200-2 and 6500-2 Portable Appliance Testers



Fluke 6200-2



Fluke 6500-2



Perform more tests each day

The Fluke 6200-2 and 6500-2 Portable Appliance Testers (PAT) have redesigned auto-test capabilities to help you increase the number of portable appliance tests completed each day. It is designed to enable you to work faster without compromising safety – yours or your customer's. Two year warranty.

The Fluke 6200-2 Portable Appliance Tester offers:

- Dedicated key for each test for 'one-touch' testing
- Pre-set pass/fail levels to save time
- Large display for easy reading
- Single mains socket for appliance connection
- Separate IEC socket for easy mains/extension lead testing
- Detachable test leads for quick field replacement
- Integral carrying handle

The Fluke 6500-2 Portable Appliance Tester delivers all of this capability, plus:

- Integral QWERTY keyboard for rapid data entry
- Additional Compact Flash memory card capability for back-up data storage and USB port for transfer to PC
- Large backlit graphics display
- Pre-set, auto-test sequences for user convenience
- Integral site, location and description codes for faster data processing
- Memory review facility for more on-site control

Features

Measurement functions	6200-2	6500-2
LN Mains Volts	•	•
Outside Limits Indicators	•	•
Null out facility for earth bond lead	•	•
Protective Earth Resistance PE (200mA)	•	•
Protective Earth Resistance PE (25 A)	•	•
Insulation 500V DC	•	•
Insulation 250V DC	-	•
Protective Earth Conductor Current	•	•
Touch Current	•	•
RCD Test	-	•
Substitute leakage current	•	•
Appliance Power kVA	•	•
Appliance Load Current	•	•
Seven Segment Custom LCD	•	-
Colour dot matrix display	-	•
Back Light	•	•
USB Flash drive port	•	•
USB Port-Printing/downloading	-	•

External printer output	•	•
Front Panel QWERTY Key pad	-	•

IEC Lead Test	•	•
Auto-testing	-	•
Pass / Fail Level Programmable Indicators	-	•
Data Storage	-	•
Limited Data Storage	-	•
Polarity Checks	•	•
Graphical Help Menu Online	-	•
Programme Mode	-	•
Real time clock	-	•

Recommended Accessories



SP-SCAN-6000
Barcode Scanner
(6500-2 only)



DMS COMPL
Data Management Software
See page 163



DMS COMPL PROF
Data Management Software
(Professional Version)
See page 163



C1600
Rugged, molded plastic case
See page 151

Fluke DMS Software



Fluke DMS Complete Software for Fluke Portable Appliance Testers

Fluke DMS (Data Management Software) is the official software package for data recording and administration of test results for portable appliance testing. It is compatible with the Fluke 6500-2 Portable Appliance Tester.

Fluke DMS has been designed to manage all of your portable appliance test records. When used together with a Fluke Portable Appliance Tester, the software will automatically accept downloaded test results and these can be used to produce comprehensive professional looking reports and documentation.

* Fluke DMS Software sold separately

Included Accessories

Test Lead, Test Probe, Crocodile Clip, Mains Cord, USB Stick and Cable (6500-2 only), Hard Carrying Case, Quick Reference Guide and User Manual on CD.

Ordering Information

FLUKE-6200-2 AU Portable Appliance Tester

FLUKE-6500-2 AU Portable Appliance Tester

Contact your local distributor for price and availability.
www.fluke.com/au/wtb

Specifications

The accuracy specification for the display range is defined as \pm (%reading + digit counts) at 23 °C \pm 5 °C, \leq 75 % RH. Between 0 °C and 18 °C and between 28 °C and 40 °C, accuracy specifications may degrade by 0.1 x (accuracy specification) per °C. The measurement range meets the service operating errors specified in EN61557-1: 1997, EN61557-2: 1997, EN61557-4: 1997, EN61557-6: 1997, DIN VDE404-2.

Power-on Test	
The test indicates reversed L-N, missing PE, and measures the mains voltage and frequency.	
Display Range	90 V to 264 V
Accuracy at 50 Hz	\pm (2% + 3 counts)
Resolution	0.1V (1V - model 6200)
Input Impedance	> 1 M Ω // 2.2 μ F
Maximum Input Mains Voltage	264 V

Earth Bond Test	
Display Range	0 to 19.99 Ω
Accuracy (After Bond Test Zeroing)	6200-2: \pm (2.5% + 4 counts) 6500-2: \pm (5% + 4 counts)
Resolution	0.01 Ω
Test Current	200 mA AC - 0% + 40% into 1.99 Ω 25 A AC \pm 20% into 25 m Ω at 230 V
Open Circuit Voltage	> 4 V AC, < 24 Vac
Bond Test zeroing	can subtract up to 1.99 Ω

Insulation Test (Riso)	
Display Range	0 to 299 M Ω
Accuracy	\pm (5% + 2 counts) from 0.1 to 300 M Ω
Resolution	0.01 M Ω (0 to 19.99 M Ω) 0.1 M Ω (20 to 199.9 M Ω) 1 M Ω (200 to 299 M Ω)
Test Voltage	500 V DC - 0% + 25% at 500 k Ω load 250 V DC - 0% + 25% at 250 k Ω load (6500-2)
Test Current	> 1 mA at 500 k Ω load, < 15 mA at 0 Ω
Auto Discharge Time	< 0.5 s for 1 μ F
Max. Capacitive Load	Operational up to 1 μ F

RCD Test: Trip Current (6500-2 only)	
Operational Error	\pm 10%
Nominal	30 mA
Accuracy	\pm 5%

RCD Test: Trip Time (6500-2 only)	
Standard Requirement	61557 Part 6: Tolerance of rated test current 0% to +10%
Operational Error	\pm 10%
RCD Type	AC General-Purpose 30 mA
Display Range	310 ms
Resolution	0.1 ms
Accuracy	3 ms
Trip time limit at 100% (30 mA)	300 ms
Trip time limit at 500% (150 mA)	40 ms

Touch Current Test	
Display Range	0 to 1.99 mA AC
Accuracy	\pm (4% + 2 counts)
Resolution	0.01 mA
Internal Resistance (via probe)	2 k Ω
Measuring Method	Probe
The appliance under test is energised at mains potential.	

Substitute Leakage Current Test	
Display Range	0 to 19.99 mA AC
Accuracy	\pm (2.5% + 3 counts)
Resolution	0.01 mA
Test Voltage	100V AC \pm 20%
Operational Error	10%

Load/Leakage Test: Load Current	
Display Range	0 to 10 A
Accuracy	\pm (4% + 2 counts)
Resolution	0.1 A
The appliance under test is energised at mains potential	

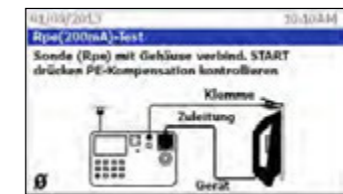
Load/Leakage Test: Load Power	
Accuracy	\pm (5% + 3 counts)
Resolution	1 VA (0 to 999 VA), 0.1 kVA (> 1.0 kVA)
The appliance under test is energised at mains potential	

Load/Leakage Test: Leakage Current	
Display Range	0.25 to 19.99 mA
Accuracy	\pm (4% + 4 counts)
Resolution	0.01 mA
The appliance under test is energised at mains potential	

PELV Test	
Accuracy at 50 Hz	\pm (2% + 3 counts)
Overload protection	300 V RMS
Warning threshold	25 V RMS



Features



Fast professional testing mode
The professional testing mode enables you to conduct more tests faster and more efficiently than ever before.



Rapid data entry (6500-2)
With a full QWERTY keyboard, alphanumeric data entry is faster, easier and more convenient. The integral site, location and description codes further speed up data entry on site, and contribute to more efficient testing and results management.



One-touch testing
Tests are selected on the 6200-2 and 6500-2 with just one button. This greatly simplifies testing.



Built-in handle and separate hard case
The strong, lightweight enclosure features an integral carrying handle and fits neatly into the separate hard case (supplied as standard). Unlike typical portable appliance testers with large cumbersome integral cases, the Fluke 6200-2 and 6500-2 are easier to carry around in the field.

Contact your local distributor for price and availability.
www.fluke.com/au/wtb

Power Quality Tools



POWER QUALITY ANALYSERS

	Application use	Single-Phase	Three-Phase
Basic measurements		VR1710 345	434-II 435-II 437-II 438-II 1732/34 1736/38 1742 1746 1748 1750 ET 1760
Energy Studies			
Measure V, I, kW, Cos/DPF, kWhr	Get detailed power and energy consumption profiles during energy audits and pinpoint savings opportunities	•	•
Measure MIN/MAX and AVG values		•	•
Waste energy monetisation		•	•
Basic Harmonics Study			
THD measurement (V & I)	Discover the source of distortion in your installation, so that you can filter those loads or move them to separate circuits	•	•
Harmonics 1 to 25 for V & I		• (V only)	•
Advanced Harmonics Study			
Full harmonic spectrum	If distorting loads are causing problems in your installation, you need comprehensive data to identify the source and create a solution	•	•
Power harmonics		•	•
Basic Industrial PQ Troubleshooting			
Oscilloscope function	When troubleshooting in the field, graphical data enables you to trace the source of the problem at hand	•	•
Voltage dips and swells		•	•
Advanced Industrial PQ Troubleshooting			
Comprehensive logging capability	Complex installations often require a deeper dive into measurement data. Multiple loads may be interacting randomly to cause a single problem	•	•
Transient capture		•	•
Flicker		•	•
Motor Analysis			
Speed	Perform dynamic motor analysis by plotting of motor de-rating factor against load according to NEMA/IEC guidelines on direct on-line electric motors	•	•
Torque		•	•
Mechanical power		•	•
Features			
Inrush		•	•
Flicker		•	•
Transients		•	•
Mains signaling		•	•
Power wave		•	•
Event waveform capture		•	•
Power inverter efficiency		•	•

Fluke 345 Power Quality Clamp Meter

The ideal meter to troubleshoot modern electrical loads



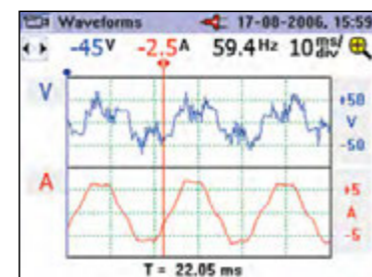

Fluke 345



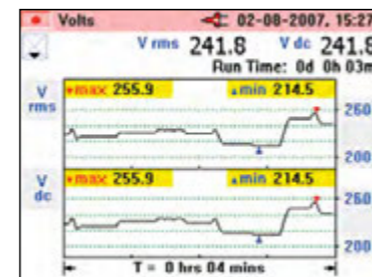
The Fluke 345 is more than just a power meter; it combines the functions of a clamp meter, oscilloscope, data logger and digital power meter into one handy device. The Fluke 345 is ideal for working with variable frequency motor drives, high efficiency lighting and other loads using switching electronics.

- **AC/DC current:** Clamp-on measurement of AC current up to 1400 A RMS and DC current up to 2000 A without breaking the circuit
- **Highest safety rating:** CAT IV 600 V power analyser is rated for use at the service entrance
- **Accurate in noisy environments:** Clamp meter performs even with distorted waveforms present on electronic loads with low-pass filter
- **Data logging:** Identify intermittent faults by logging any power quality parameter for minutes, or over a month, including harmonics
- **Troubleshoot harmonics:** Analyse and log harmonics digitally or graphically
- **Inrush current:** Capture and analyse nuisance tripping from 3 seconds to 300 seconds
- **View graphs and generate reports:** Use power analyser with included Power Log software
- **Three phase power:** Built-in capability for balanced loads
- **Verify batteries:** Direct measurement of DC ripple (%) for battery and DC systems
- One year warranty

Recommended Accessories



View waveforms for equipment checking and setup



Log parameters over time to track down intermittent faults

Included Accessories

Soft Carrying Case, PowerLog Software, Test Probes, Test Leads, Alligator Clips, AC Adapter/Battery Eliminator, User Manual.

Ordering Information

FLUKE-345 Power Quality Clamp Meter

Contact your local distributor for price and availability.
www.fluke.com/au/wtb

Fluke VR1710 Single Phase Voltage Quality Recorder



Fluke VR1710

Easy-to-use solution for detecting and recording voltage quality problems

The Fluke VR1710 is a single-phase, plug-in voltage quality recorder that provides fast and easy recording of voltage trends, dropouts, harmonics and general power quality including dips and surges to help maintenance and facilities management personnel easily pinpoint the root cause of voltage problems. Voltage quality parameters including RMS average, transients, flicker, and harmonics up to the 32nd are recorded using a user-selected average period from 1 second to 20 minutes.

- Fast and easy recording of voltage trends, dropouts and power quality: Easily pinpoint the root cause of single phase voltage problems
- Extremely easy to use: Plugs directly into the mains power socket and capture data
- Quickly see what happened and when: Min, Max, and Average RMS values (1/4 cycle) with time stamp, transient display (>100 µs) with time stamp
- Easily identify problems: Power quality or equipment related Flicker recording to EN 61000-4-15, individual harmonic and THD values with trends
- Includes PowerLog software: For quick download, analysis and automatic reporting
- Save time: Generate power quality reports automatically with pre-set templates
- One year warranty


Applications

Voltage recording	Monitors and records supply voltage; measures RMS average, minimum and maximum values, and checks whether the socket outlet is providing voltage within tolerance.
Distortion measurement	Measure frequency and harmonics; check whether the distorting loads (UPS systems, drives, etc.) are affecting your other equipment.
Flicker measurement	Quantify the affects of switching loads on lighting systems.
Voltage transients	Capture those intermittent, momentary events that may be affecting your equipment; the full waveform is captured with date, timestamp, and duration.

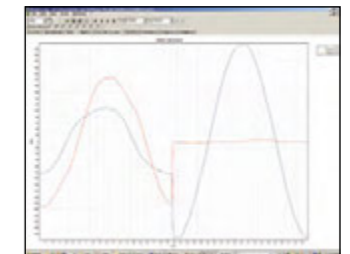
Specifications

Operating voltage	70 V to 300 V
Min/Max/Avg RMS value	Resolution 0.125 V
Number of events	175,000
Dips/Interruptions	Yes
Time resolution	5 ms
Voltage resolution	0.125 V
Over-voltages	Yes
Frequency	Yes
Harmonics measurement	EN 61000-4-7 (up to 32nd)
Flicker measurement	EN 61000-4-15
Number of recording channels	1 Phase to Neutral, 2 Phase/Neutral to Ground
Recording time	1 day to 339 days depending on average time from 1 second to 20 minutes
Transients	Yes
Frequency range	50 Hz ± 1 Hz and 60 Hz ± 1 Hz
Safety category rating	CAT II 300 V


PowerLog Software



PowerLog Setup – Simple set up of internal clock, logging periods, and intervals with default values for quick results.
PowerLog View – Data presentation showing RMS voltage and harmonic trends, actual transients, summary information and statistics in accordance with EN50160.



Actual transient display (> 100 µs) with time stamp – Quickly identify issues with included graphical software.



Statistical analysis of voltage event – reduces analysis time by tracking event quantities and magnitudes.



Includes PowerLog software

Included Accessories

USB Cable, PowerLog Software CD, Power Cord Adapter.

Ordering Information

FLK-VR1710 Voltage Quality Recorder

Contact your local distributor for price and availability.
www.fluke.com/au/wtb

Fluke 1732 and 1734 Three-Phase Electrical Energy Logger



Fluke 1734



Energy logging is now within your reach—discover where you're wasting energy, optimise your facility's energy use and reduce your bill

The Fluke 1732 and 1734 Three-Phase Electrical Energy loggers introduce a new simplicity to discovering sources of electrical energy waste. Discover when and where energy in your facility is being consumed; from the service entrance to individual circuits. Access and share data remotely with your team via the Fluke Connect® app so you can maintain safer working distances and make critical decisions in real-time, reducing the need for protective equipment, site visits and check-ins.

Profiling energy usage across your facility helps you identify opportunities for energy savings, and provides you with the data you need to act on them. The new Energy Analyse software package allows you to compare multiple data points over time to build a complete picture of energy usage, which is the first step to reduce the cost of your energy bill.

- **Key measurements:** Automatically capture and log voltage, current, power, power factor, energy and associated values
- **Fluke Connect® compatible:** View data locally on the instrument, via Fluke Connect mobile app and desktop software or through your facilities' WiFi infrastructure
- **Convenient instrument powering:** Power instrument directly from the measured circuit
- **Highest safety rating in the industry:** 600 V CAT IV/1000 V CAT III rated for use at the service entrance and downstream
- **Measure all three phases:** With included 3 flexible current probes
- **Fully integrated logging:** Connect other Fluke Connect devices to the Fluke 1734 to simultaneously log up to two other measurement parameters, virtually any parameter available on a Fluke Connect wireless digital multimeter or module
- **Energy Analyse Plus application software:** Download and analyse every detail of energy consumption with our automated reporting
- One year warranty

Specifications

Accuracy			
Parameter	Range	Max resolution	Intrinsic accuracy at reference conditions (% of reading + % of full scale)
Voltage	1000 V	0.1 V	± (0.2 % + 0.01 %)
Current	i17xx-flex 1500 12"	150 A 1500 A	0.1 A 1 A ± (1 % + 0.02 %) ± (1 % + 0.02 %)
	i17xx-flex 3000 24"	300 A 3000 A	1 A 10 A ± (1 % + 0.03 %) ± (1 % + 0.03 %)
	i17xx-flex 6000 36"	600 A 6000 A	1 A 10 A ± (1.5 % + 0.03 %) ± (1.5 % + 0.03 %)
	i40s-EL clamp	4 A 40 A	1 mA 10 mA ± (0.7 % + 0.02 %) ± (0.7 % + 0.02 %)
Frequency	42.5 Hz to 69 Hz	0.01 Hz	± (0.1 %)
Aux input	± 10 V DC	0.1 mV	± (0.2 % + 0.02 %)
Voltage min/max	1000 V	0.1 V	± (1 % + 0.1 %)
Current min/max	defined by accessory	defined by accessory	± (5 % + 0.2 %)
THD on voltage	1000 %	0.1 %	± 0.5
THD on current	1000 %	0.1 %	± 0.5
Voltage harmonics 2nd ... 50th	1000 V	0.1 V	≥ 10 V: ± 5 % of reading < 10 V: ± 0.5V
Current harmonics 2nd ... 50th	defined by accessory	defined by accessory	≥ 3 % of current range: ± 5 % of reading < 3 % of current range: ± 0.15 % of range
Unbalance	100 %	0.1 %	± 0.2

For more information, go to www.fluke.com/au/PQ



Recommended Accessories

117XX-FLEX 1500 1500A 12 inch iFlex® Current Clamps (Purchase as individual, 3pk or 4pk) <i>See page 157</i>	117XX-FLEX 3000 3000A 24 inch iFlex® Current Clamps (Purchase as individual, 3pk or 4pk) <i>See page 157</i>
117XX-FLEX 6000 6000A 36 inch iFlex® Current Clamps (Purchase as individual, 3pk or 4pk) <i>See page 157</i>	140S-EL/3PK 40A Clamp-on Current Transformer 3 pack (Purchase as individual or 3pk) <i>See page 157</i>
FLUKE-17XX-TL 0.1M Test Lead Set, 1000V CAT III, Non-stackable Connectors; 0.1M; Red/Blk <i>See page 157</i>	FLUKE-17XX-TL 1.5M Test Lead Set, 1000V CAT III, Non-stackable Connectors; 1.5M; Red/Blk <i>See page 157</i>
173X-HANGER KIT Hanging Strap Kit <i>See page 157</i>	MP1-MAGNET PROBE1 Magnet Probes for 4mm banana, Set of 4 <i>See page 157</i>
1732/UPGRADE Upgrade Kit for 1732 to 1734 <i>See page 158</i>	C17XX Soft case <i>See page 158</i>

Included Accessories

Power Supply, Voltage Test Leads, 4 x Alligator Clips, 3 x 12 in 1,500A Flexible Current Probe, Soft Case, Energy Analyse Plus Software, Line Cords, Colour Coding Set and Documentation on USB Flash Drive, Magnetic Hanging Strap (1734) and Magnetic Voltage Probes (1734).

Ordering Information

- FLUKE 1732/B** Energy Logger, Basic Version (excl. current probes)
- FLUKE 1732/INTL** Energy Logger, International Version (incl. current probes)
- FLUKE 1734/B** Energy Logger, Basic Version with Fluke Connect (excl. current probes)
- FLUKE 1734/INTL** Energy Logger, International Version with Fluke Connect (incl. current probes)

Fluke 1736 and 1738 Three-Phase Power Loggers



Fluke 1736



Fluke 1738



More visibility, reduced uncertainty

The Fluke 1736 and 1738 Three-Phase Power Loggers built with Fluke Connect® mobile app and desktop software compatibility give you the data you need to make critical power quality and energy decisions in real-time. The ideal test tools for conducting energy studies and basic power quality logging, the 1736 and 1738 automatically capture and log over 500 power quality parameters so you have more visibility into the data you need to optimise system reliability and savings.

- **Measure all three phases and neutral** with included 4 flexible current probes.
- **Comprehensive logging:** More than 20 separate logging sessions can be stored on the instruments. In fact, all measured values are automatically logged so you never lose measurement trends.
- **Capture dips, swells, and inrush currents:** Includes event waveform snapshot and high resolution RMS profile, along with date, timestamp and severity to help pinpoint potential root causes of power quality issues
- **Optimised user interface:** Capture the right data every time with quick, guided, graphical setup and reduce uncertainty about your connections with the intelligent verification function.
- **Complete "in-the-field" setup through the front panel or Fluke Connect App:** No need to return to the workshop for download and setup or to take a computer to the electrical panel.
- **Energy Analyse Plus application software:** Download and analyse every detail of energy consumption and power quality state of health with our automated reporting.
- One year warranty

Fluke 1730 Series Comparison Chart

	Three-Phase Energy Loggers		Three-Phase Energy Loggers	
	1732 Energy Logger	1734 Energy Logger	1736 Power Logger	1738 Advanced Power Logger
Load studies	•	•	•	•
Energy assessments	•	•	•	•
Neutral Current Measurement (four current channels)	-	-	•	•
Harmonics measurements	-	-	•	•
Voltage event capture	-	-	•	•
Advanced analysis: Waveform and Inrush event capture PQ Health (ENS1060)	-	-	Upgrade package*	•
Fully integrated logging with Fluke Connect®	Upgrade package*	•	Upgrade package*	•
WiFi	Optional	•	•	•
Wi-Fi / Bluetooth	Optional	•	Optional	•
Magnetic probe set	Optional	•	Optional	•
Magnetic hanger	Optional	•	Optional	•
Connection via WiFi router	Requires FREE software license available upon product registration.		Requires FREE software license available upon product registration.	

*Upgrade packages are available to upgrade existing 1732 Energy Loggers with the same features of the 1734 Energy logger, and to upgrade existing 1736 Power Loggers with the same features and capabilities of the 1738 Advanced Power Logger. Please note that 1732 and 1734 Energy Loggers cannot be upgraded with the functionality of 1736 and 1738 Power Loggers.

Recommended Accessories

117XX-FLEX 1500 1500A 12 inch iFlex® Current Clamps (Purchase as individual, 3pk or 4pk) <i>See page 157</i>	FLUKE-17XX-TL 0.1M Test Lead Set, 1000V CAT III, Non-stackable Connectors; 0.1M; Red/Blk <i>See page 157</i>
117XX-FLEX 3000 3000A 24 inch iFlex® Current Clamps (Purchase as individual, 3pk or 4pk) <i>See page 157</i>	FLUKE-17XX-TL 1.5M Test Lead Set, 1000V CAT III, Non-stackable Connectors; 1.5M; Red/Blk <i>See page 157</i>
117XX-FLEX 6000 6000A 36 inch iFlex® Current Clamps (Purchase as individual, 3pk or 4pk) <i>See page 157</i>	MP1-MAGNET PROBE 1 Magnet Probes for 4mm banana, Set of 4 <i>See page 157</i>
FLUKE-173X AUX Input adapter <i>See page 158</i>	117XX 140S-EL/3PK 40A Clamp-on Current Transformer (Purchase as individual or 3pk) <i>See page 157</i>
1736/UPGRADE Upgrade Kit for 1736 to 1738 <i>See page 158</i>	C17XX Soft Case <i>See page 158</i>

Included Accessories

Power Supply, Voltage Test Leads, 4 x Alligator Clips, 4 x 12 in 1500A Flexible Current Probe, Soft Case, Energy Analyse Plus Software, WiFi Adapter, Line Cords, Colour Coding Set and Documentation on USB Flash Drive, Magnetic Hanging Strap (1738) and 4 x Magnetic Voltage Probes (1738).

Ordering Information

- FLUKE 1736/B** Power Logger, Basic Version (excl. current probes)
- FLUKE-1736/INTL** Power Logger, International Version (incl. current probes)
- FLUKE 1738/B** Power Logger, Advanced Version (excl. current probes)
- FLUKE-1738/INTL** Power Logger, International Advanced Version (incl. current probes)

Fluke 1742, 1746 and 1748 Three-Phase Power Quality Loggers



Fluke 1746



Troubleshoot, quantify energy usage and perform quality of service surveys easier than ever

The Fluke 1742, 1746 and 1748 Three-Phase Power Quality Loggers give you fast, easy access to the data you need to make critical power quality and energy decisions in real-time, and with the included Energy Analyse Plus software package you can easily create detailed reports.

Fully compliant with international power quality standards such as IEC 61000-4-30 Class A including local compliance to AS/NZ 61000.4.30 Class A and capable of simultaneously logging up to 500 parameters while also capturing events, the Fluke 1740 Series helps uncover intermittent and hard-to-find power quality issues more easily than ever. Energy Analyse Plus software quickly assesses the quality of power at the service entrance, substation, or at the load, according to national and international standards.

- "In-workshop" or "in-the-field" setup and download through PC application software using USB Memory Stick, Wi-Fi download, wired ethernet connection or via USB cable
- One-touch reporting: Create standardised reports or export data in PQDIF or NeQual compatible format for use with third party software
- Capture dips, swells and interruptions
- Measures harmonics and interharmonics for voltage and current, also includes unbalance, flicker and rapid voltage changes
- Two year warranty (battery not included)

Measure all power quality and power parameters	1742 Power Quality Logger	1746 Power Quality Logger	1748 Power Quality Logger
Functions			
Energy	•	•	•
Basic Power Quality	Optional	•	•
Advanced Power Quality	Optional	Optional	•

Selection Guide

	1742 Power Quality Logger	1746 Power Quality Logger	1748 Power Quality Logger
Functions			
Voltage, current, power, power factor, frequency	•	•	•
Energy forward/reverse	•	•	•
Peak Demand	•	•	•
THD	•	•	•
Voltage and current harmonics (to 50th)	-	•	•
Flicker	•	•	•
Unbalance	-	•	•
Rapid voltage change events	-	•	•
Interharmonics (to 50th)	-	•	•
Dips, swells, interruption and transient events tables	-	•	•
Mains signaling	-	•	•
Inrush current	-	•	•
Transients (low frequency)/Waveform deviation events	-	-	•
Recording			
Trend	•	•	•
Waveform snapshots	-	-	•
RMS profile	-	-	•
Communication			
Ethernet	•	•	•
USB (mini B)	•	•	•
WiFi download Instrument to device	•	•	•
Wifi download via WiFi hub (requires registration)	Opt.	Opt.	Opt.

Recommended Accessories

<p>i17XX-FLEX1.5KIP IP65 iFlex 1.5KA 60cm (24") Current Probes (Purchase as individual, 3pk or 4pk) See page 157</p>	<p>i17XX-FLEX3KIP IP65 iFlex 3KA 60cm (24") Current Probes (Purchase as individual, 3pk or 4pk) See page 157</p>
<p>i17XX-FLEX6KIP IP65 iFlex 6KA 90cm (36") Current Probes (Purchase as individual, 3pk or 4pk) See page 157</p>	<p>i40S-EL/3PK 40A Clamp-On Current Transformer (Purchase as individual or 3pk) See page 157</p>
<p>IP65 VOLT CONN IP65 Rated Voltage Connector See page 157</p>	<p>MP1-3R/1B Magnet Probe 1 (3 x Red, 1 x Black) See page 157</p>
<p>3PHVL-1730-5M Cable Assembly, Voltage Test Lead 3-Phase+N 5m See page 157</p>	<p>FLUKE-17XX AUX Auxiliary Input Adapter See page 158</p>
<p>174X-HANGER 174X Hanger Kit See page 157</p>	<p>1742-6/8 UPGRADE Upgrade Kit 1742 to 1746/1748 & 1746 to 1748 See page 158</p>

Image Not Available

Included Accessories

4 x Flexible Current Probes, USB Stick, USB Cable, 3PHVL-1730 3-Phase + Neutral Voltage Test Lead, Test Lead Set Red/Black 0.18m, Test Lead Set Red/Black 1.5m, 4 x Alligator Clips, 173X/174X Soft Case, Cable Marker Kit, MP1-3R/1B-Magnet Probe 1 Set (3 Red, 1 Black) and Hanger Kit (1748).

Ordering Information

- FLUKE-1742/15/INTL** Three-Phase Power Quality Logger
- FLUKE-1742/30/INTL** Three-Phase Power Quality Logger
- FLUKE-1746/15/INTL** Three-Phase Power Quality Logger
- FLUKE-1746/30/INTL** Three-Phase Power Quality Logger
- FLUKE-1748/15/INTL** Three-Phase Power Quality Logger
- FLUKE-1748/30/INTL** Three-Phase Power Quality Logger

Fluke 1750/ET Three-Phase Power Recorder



Fluke 1750/ET



Record every power quality parameter, every cycle, all the time

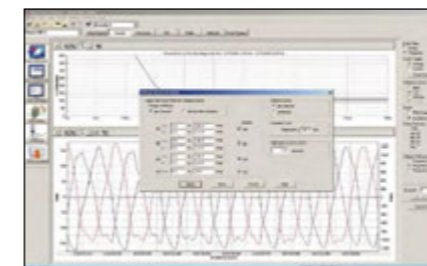
Setting up a Power Quality Analyser to capture detailed power quality data has never been easier than it is with the Fluke 1750ET. This Fluke Three-Phase Power Recorder captures the most important data for up to 30 days. It automatically records every power quality parameter and event, on every cycle – all the time. Once the data is captured; download via Ethernet or directly to the 2GB SD card (without the need of any other device). The Fluke 1750/ET features a wireless front panel for viewing measurements, data and setting up, implemented via a tablet computer using Bluetooth communication.

- **Power quality that meets the standard:** All measurements comply with IEC61000-4-30 standards for correct evaluation of all measured values including voltage, current, power, harmonics, flicker etc

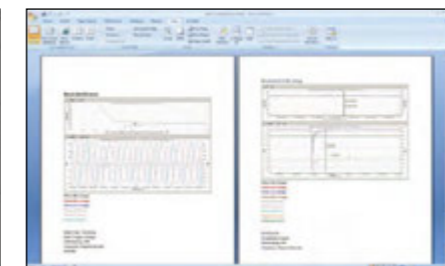
- **Quick and reliable configuration:** PDA wireless "front panel interface" provides a window into what the instrument is recording, enabling quick and reliable configuration even in awkward test locations
- **Threshold-free set up:** Apply thresholds after data is collected with Fluke Power Analyse Software—no need to worry about missed information due to incorrect setups
- **Windows 10 tablet** for control, setup, data download and analysis
- **Captures everything:** Cross-channel and current triggering capture every measurement, on every channel, every time
- **Measure every parameter:** Voltage and current on three phases, neutral and ground
- **5 MHz, 8000 Vpk waveform capture:** Get a detailed picture of even the shortest events
- **Plug and play:** Set up in minutes with self-identifying current probes and single-lead voltage connections
- **No need to reconnect wires:** Swap channels internally with the wireless front panel or PC when connections are not correct
- One year warranty

Specifications

Power Quality Measurement Standards	
Conformance	IEC 61999-1-4 Class 1, IEC 61000-4-30, IEEE519, IEEE1159, IEEE1459 and EN50160
Clock/calendar	Leap years, 24-hour clock
Real-time clock accuracy	Not more than ± 1 s/day
Internal memory capacity for data	At least 2 GB
Maximum recording period	At least 31 days
Measurement time control	Automatic
Maximum number of events	Limited only by the size of the internal memory
Power requirements	100 to 240 V RMS ± 10 %, 47-63 Hz, 40 W
Operating time during interruptions (internal UPS operation)	5 mins per interruption, 60 mins total operating time without recharging
Size	215 mm x 310 mm x 35 mm
Weight	6.3 kg



Apply thresholds to data after collection using a variety of standard or customised templates.



Simplified report writer feature included in Fluke Power Analyse Software.

Recommended Accessories

<p>3210-PR-TF-II 1000A Thin flexible current transformer 61cm (24") (20A – 1000A) See page 158</p>	<p>3140R 400A, Clamp-on Current Transformer See page 158</p>
<p>3310-PR-TF-II 5000A Thin flexible current transformer 61cm (24") (100A – 5000A) See page 158</p>	<p>i40S-PR 40A Current Clamp See page 158</p>
<p>3312-PR-TF-II 5000A Thin flexible current transformer 122cm (48") (100A – 5000A) See page 158</p>	<p>i5S-PR 5A Current Clamp See page 158</p>
<p>CS1750/1760 Soft Case for 1750 & 1760 See page 158</p>	<p>1750/CASE Transit Case See page 158</p>



Included Accessories

Lenovo Miix 310 Windows 10 PC Tablet, 4 x 400A Amperage Clamps (3140R), 5 x Test Leads and Clips, SD Memory Card, Fluke Power View and Fluke Power Analyse Software, Power Cord, Ethernet Cable, Colour Localisation Set, Getting Started Manual, Product CD with Software, User Manual (PDF), CS1750/1760 Rugged Transit Carrying Case.

Ordering Information

- FLUKE-1750/ET** Three-Phase Power Quality Recorder

Fluke 1760 Three-Phase Power Quality Recorder



Fluke 1760



The included PQ Analyse software provides a detailed overview of several power quality parameters.

Class-A compliance for the most demanding power quality tests

The Fluke 1760 Three-Phase Power Quality Recorder is fully compliant to IEC 61000-4-30 Class-A, for advanced power quality analysis and consistent compliance testing. Designed for analysis of utility and industrial power distribution systems, in medium and low-voltage networks, the Fluke 1760 provides the flexibility to customise thresholds, algorithms, and measurement selections. It has 8 input channels (4 currents/4 voltages or 8 voltages), and captures the most comprehensive details on user selectable parameters.

- **Fully Class-A compliant:** Conduct tests according to the stringent international IEC 61000-4-30 Class-A standard
- **GPS time synchronisation:** Correlate data with events or datasets from other instruments with precision
- **Flexible and fully configurable thresholds and scale factors:** Allows user to pinpoint specific issues by defining the detailed criteria for detection and recording of disturbances.
- **10 MHz, 6000 Vpk waveform capture:** Get a detailed picture of even the shortest event
- **2 GB data memory:** Enables detailed, simultaneous recording of numerous power parameters for long periods of time
- **Comprehensive software (included):** Provides trend diagrams for root cause analysis, statistical summaries, report writing and real-time data monitoring in the online mode
- **Plug and play:** Allows quick setup with automatic sensor detection; sensors are instrument powered, eliminating the need for batteries
- **Two year warranty**

Recommended Accessories

 TPS FLEX 18-TF-II Flexible Current Probe See page 158	 TPS CLAMP 10A/1A Clip-on Current Transformer See page 158
 TPS FLEX 24-TF-II Flexible Current Probe See page 158	 TPS CLAMP 20A/2A Clip-on Current Transformer See page 158
 TPS FLEX 36-TF-II Flexible Current Probe (Range: 30A to 3000A / 60A to 6000A) See page 158	 TPS CLAMP 50A / 5A Clip-on Current Transformer See page 158
 TPS VOLTPROBE 10V 10V Voltage Probe (Range: 10V to 600V) See page 158	 TPS VOLTPROBE 1KV 1000V Voltage Probe (Range: 10V to 1700V) See page 158
 CS1750/1760 Soft Case for 1750 & 1760 See page 158	

Included Accessories

4 x TPS Flex 24-TF-II Flexible Current Probes, 4 x TPS VoltProbe 600V, 2GB Internal Flash Memory, ST1760 Standard Ethernet Cable, RS232 Interface Cable and RS232-USB Adapter, CS1760 Crossover Ethernet Cable, 1 Mains Cable, PC Software on CD, WC17XX Colour Localisation Set, GPS-time Sync (1760TR only), CS 1750/1760 Carrying Bag, Hardware and Software Manual.

Basic Models: Excl. Current Clamps, TPS Flex 24-TF-II.

Ordering Information

FLUKE-1760TR INTL	High Speed Transient Power Quality Recorder Topas and Kit
FLUKE-1760TR BASIC	High Speed Transient Power Quality Recorder Topas
FLUKE-1760 INTL	Power Quality Recorder Topas and Kit
FLUKE-1760 BASIC	Power Quality Recorder Topas

Contact your local distributor for price and availability.
www.fluke.com/au/wtb

Fluke 434-II, 435-II and 437-II, Series Three-Phase Power Quality Analysers



Fluke 437-II

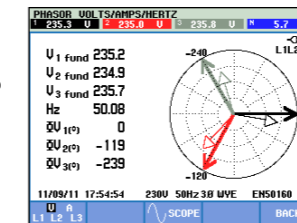


Fluke 435-II

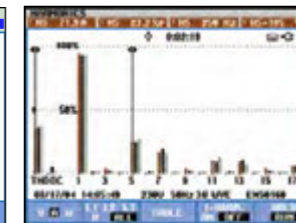
Fluke 434-II



On all inputs



Phasor diagram.



Track harmonics up to the 50th, and measure and record THD.

The Fluke 434-II, 435-II and 437-II Power Quality Analysers help locate, predict, prevent and troubleshoot power quality problems in three and single-phase power distribution systems. Additionally, the Fluke-patented energy loss algorithm, Unified Power Measurement, measures, quantifies and monitors energy losses due to harmonics and unbalance issues, allowing the user to pinpoint the origin of energy waste within a system.

- **Patented energy loss management:** Classic active and reactive power measurements unbalance and harmonic power and energy are quantified to pinpoint true system energy losses
- **Realtime PowerWave data capture:** Capture fast RMS data, show single cycle RMS value to characterise electrical system dynamics (generator start-ups, UPS switching etc.)
- **Highest safety rating in the industry:** CAT IV 600 V/ CAT III 1000 V rated for use at the service entrance
- **Automatic transient mode:** Capture 200 kHz waveform data on all phases simultaneously up to 6kV
- **Fully Class-A compliant:** Conduct tests according to the stringent international IEC 61000-4-30 Class-A standard intervals for 435-II and 437-II
- **Troubleshoot real-time:** Analyse the trends using the cursors and zoom tools—even while background recording continues
- **Measure all three phases and neutral:** With included four iFlex flexible current probes
- **Monitor energy loss caused by power quality issues**
- **Three year warranty**

Recommended Accessories

 ISSPQ3 SA AC Current Clamps, 3 Pack See page 157	 16000S FLEX AC Current Clamp See page 146
 C437-II Water-tight hard case with rollers See page 157	 I430-FLEXI-TF-4PK 6000A Fluke 43X Thin Flexi 24inch 4 Pack See page 157

Energy Loss Calculator

	Total	Loss	Cost
Effective kW	35.9	U 488	\$ 48.83 /hr
Reactive kvar	21.5	U 175	\$ 17.49 /hr
Unbalance kW	2.52	U 1.5	\$ 1.51 /hr
Distortion kW	7.17	U 57.2	\$ 5.72 /hr
Neutral A	29.3	U 57.7	\$ 5.77 /hr
Total		k \$	683 /hr

Included Accessories

TL430 Test Lead and Alligator Clip Set, i430flex-TF-II (60cm 4 Clamps), BC430 Power Adapter, BP290 Single Capacity Li-ion Battery, International Plug Adapter Set, WC100 Colour Coding Clips and Regional Decals, 8GB SD Card, PowerLog on CD, USB Cable A-B Mini, C1740 Soft Case (434-II, 435-II), C437 Hard Case (437-II).

Ordering Information

FLUKE-437-II	400Hz Three-Phase Power Quality and Energy Analyser
FLUKE-437-II/ BASIC	400Hz Three-Phase Power Quality and Energy Analyser (without Clamps)
FLUKE-435-II	Three-Phase Power Quality and Energy Analyser
FLUKE-435-II/ BASIC	Three-Phase Power Quality and Energy Analyser (without Clamps)
FLUKE-434-II	Three-Phase Energy Analyser
FLUKE-434-II/ BASIC	Three-Phase Energy Analyser (without Clamps)

Contact your local distributor for price and availability.
www.fluke.com/au/wtb

Specifications

	1760 Basic	1760TR Basic	1760 INTL	1760TR INTL
Power quality statistics according to EN50160	•	•	•	•
Voltage event list (dips, swells and interruptions)	•	•	•	•
Continuous recording of:				
Voltage	•	•	•	•
Current	•	•	•	•
Power P, Q, S	•	•	•	•
Power factor	•	•	•	•
kWh	•	•	•	•
Flicker	•	•	•	•
Unbalance	•	•	•	•
Frequency	•	•	•	•
Voltage and current harmonics to the 50th/Interharmonics	•	•	•	•
THD	•	•	•	•
Mains signaling	•	•	•	•
Triggered recordings	•	•	•	•
Online mode (Oscilloscope, transients and events)	•	•	•	•
Fast transient analysis up to 10 MHz	-	•	-	•
4, 600V voltage probes	-	-	•	•
4 dual-range flexible current probes (1000 A / 200 A AC)	-	-	•	•
GPS time sync receiver	-	-	•	•
Memory	2 GB Flash Memory			

Selection Table

	434-II	435-II	437-II
Standard compliance	IEC 61000-4-30 Class S	IEC 61000-4-30 Class A	IEC 61000-4-30 Class A
Volt Amp Hz	•	•	•
Dips and swells	•	•	•
Harmonics	•	•	•
Power and energy	•	•	•
Energy loss calculator	•	•	•
Unbalance	•	•	•
Monitor	•	•	•
Inrush	•	•	•
Event waveform capture	-	•	•
Flicker	-	•	•
Transients	-	•	•
Mains signaling	-	•	•
Power wave	-	•	•
Power inverter efficiency	•	•	•
400Hz	-	-	•
C1740 Soft Case	•	•	-
C437-II Hard Case with rollers	-	-	•
SD card (Max 32 GB)	8 GB	8 GB	8 GB

Fluke 438-II Power Quality and Motor Analyser



Fluke 438-II



Quickly and easily discover electrical and mechanical performance of electric motors and evaluate power quality with a single test tool

The Fluke 438-II Power Quality and Motor Analyser adds key mechanical measurement capabilities for electric motors to the advanced power quality analysis functions of the Fluke 430 Series II Power Quality Analysers. Quickly and easily measure and analyse key electrical and mechanical performance parameters such as power, harmonics, unbalance, motor speed, torque and mechanical power without the need of mechanical sensors.

- Measure key parameters on direct-on-line motors including torque, RPM, mechanical power and motor efficiency
- Perform dynamic motor analysis by plotting of motor derating factor against load according to NEMA/IEC guidelines
- Calculate mechanical power and efficiency without the need of mechanical sensors, just connect to the input conductors and you're ready to go
- Measure electrical power parameters such as voltage, current, power, apparent power, power factor, harmonic distortion and unbalance to identify characteristics that impact motor efficiency
- Identify power quality issues such as dips, swells, transients, harmonics and unbalance
- Waveform capture function captures 100/120 cycles (50/60 Hz) of each event detected event, in all modes, without set-up
- Automatic transient mode captures waveform data at 200 kS/s on all phases simultaneously up to 6 kV
- Firmware upgrade package available to add motor analysis capabilities to existing Fluke 434-II, 435-II and 437-II Power Quality Analysers
- Safety rated for industrial applications 600 V CAT IV/ 1000 V CAT III rated for use at the service entrance and downstream
- Three year warranty



Recommended Accessories

 I430-FLEXI-TF-II-4PK 6000 A Thin Flexi 61 cm (24 in) 4 pack See page 157	 i5SPQ3 5A AC Current Clamps, 3 pack See page 157
 i400s AC Current Clamp See page 146, 157	 GPS430-II Time Synchronisation Module See page 157
 C437-II Hard Case with Roller See page 157	 C1740 Soft Case See page 157
 HH290 Hanging Hook See page 159	 BP291 4500 mAh capacity Li-ion Battery See page 157
 FLUKE TLS430 Test Leads and Alligator Clips (4 black, 1 green) See page 157	 FC-SD CARD Fluke Connect Wireless SD Card See page 11

Specifications

Motor Measurement	Range	Resolution	Accuracy	Default Limit
Mechanical motor Power	0.7 kW to 746 kW 1 hp to 1000 hp	0.1 kW 0.1 hp	± 3% ¹ ± 3% ¹	100% = rated power 100% = rated power
Torque	0 Nm to 10 000 Nm 0 lb ft to 10 000 lb ft	0.1 Nm 0.1 lb ft	± 5% ¹ ± 5% ¹	100% = rated torque 100% = rated torque
rpm	0 rpm to 3600 rpm	1 rpm	± 3% ¹	100% = rated rpm
Efficiency	0% to 100%	0.1 %	± 3% ¹	NA
Unbalance (NEMA)	0% to 100%	0.10%	± 0.15 %	5%
Harmonics Voltage Factor (NEMA)*	0 to 0.20	-	± 1.5%	0.15
Unbalance Derating Factor	0.7 to 1.0	-	indicative	NA
Harmonics Derating Factor*	0.7 to 1.0	-	indicative	NA
Total NEMA Derating Factor*	0.5 to 1.0	-	indicative	NA

¹Add 5% error when selecting Motor design type Other
Specification valid for Motor Power > 30% of rated power
Specification valid at stable operating temperature. Run the motor for at least 1 hour at full load (2-3 hours if the motor is 50 HP or higher) to obtain stable temperature.

Included Accessories

Test Lead Set, Battery, Power Adapter, 8GB SD Card (438-II/ Basic/INTL only), Soft Carry Case, CD Rom with PowerLog 430-II Software and User Documentation, 4 x 430 Thin Flexible Current Probes (438-II/Intl), Combination WiFi/SD Card (438-II).

Ordering Information

- | | |
|---------------------------|---|
| Fluke-438-II | Three-Phase Power Quality and Motor Analyser |
| Fluke-438-II/BASIC | Three-Phase Power Quality and Motor Analyser (without current flexis and FC WiFi SD card) |
| Fluke-438-II/INTL | Three-Phase Power Quality and Motor Analyser, International Version (without FC WiFi SD card) |
| Fluke-430-II/MA | Motor Analyser Upgrade Kit (Fluke 434-II, 435-II & 437-II) |



SCOPEMETERS®

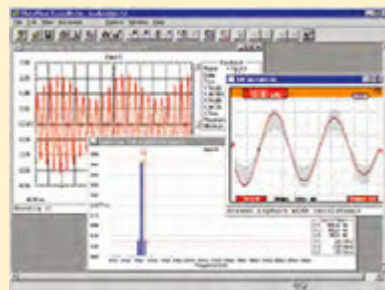
Fluke ScopeMeter® Test Tool Selection Guide



	190-504	190-502	190-204	190-202	190-104	190-102	190-062	125B	124B	123B	
Bandwidth	500 MHz		200 MHz		100 MHz		60 MHz	40 MHz		20 MHz	
Max. real time sample rate	5 GS/s		2.5 GS/s		1.25 GS/s		625 MS/s	40 MS/s + equivalent time sampling			
Input sensitivity	2mV/div to 100V/div, plus variable attenuation										
Max. time base speed	1 ns/div.		2 ns/div.		4 ns/div.		10 ns/div.	10 ns to 500 V/div.		20 ns to 500/div.	
Number of Channels	4	2	4	2	4	2	2	2			
External trigger	No	Yes	No	Yes	No	Yes	Yes	No			
Independently floating isolated inputs (CAT Rating)	1000 V CAT III, 600 V CAT IV										
Max. record length: ... in Scope Mode	10000 samples per channel										
... in Scoperecord Mode	30000 min/max pairs per channel										
Glitch capture	8 ns peak detect at full timebase range										
True RMS Multimeter built-in		5000 counts		5000 counts		5000 counts		Dual 5000 counts			
Dedicated test capabilities	V/Hz ratio, mAs, Wh, FFT										
Advanced Measurement Function											
Cursors	•	•	•	•	•	•	•	•	•	•	
TrendPlot	•	•	•	•	•	•	•	•	•	•	
ScopeRecord™	•	•	•	•	•	•	•	•	•	•	
100 screen replay	•	•	•	•	•	•	•	•	•	•	
Industrial BusHealth								•			
Harmonics								•			
FFT	•	•	•	•	•	•	•				
Power measurements	•	•	•	•	•	•	•				
Waveform mathematics	•	•	•	•	•	•	•				
Interface											
Optical RS-232								•	•	•	
USB PC interface	•	•	•	•	•	•	•	Opt	Opt	Opt	
Optional WiFi adapter								•	•	•	
USB memory port	•	•	•	•	•	•	•				
Power											
Li-Ion	•	•	•	•	•	•	•	•	•	•	
Battery (hours)	7	7	7	7	4 (opt 8)	4 (opt 8)	4 (opt 8)	7	7	7	
General Specifications											
Mains adapter/battery charger included (type number)	BC190 Line Voltage Adapter / Battery Charger BC190/820 Universal Switch Mode Power Supply / Battery Charger							BC430 Line Voltage Adapter / Battery Charger			
Battery included	BP291	BP290	BP291	BP290	BP291	BP290	BP290	BP290			
Size (mm)	290 x 190 x 70										
Weight (kg)	2.2	2.1	2.2	2.1	2.2	2.1	2.1	1.4			
Safety certified	1000V CATIII / 600V CAT IV										
Fluke Connect® app								•	•	•	

FlukeView® ScopeMeter® Software for Documenting, Archiving and Analysis of Waveforms

Get more out of your ScopeMeter with FlukeView® ScopeMeter® SW90W software for Windows®



- Copy screen images into your reports and documentation
- Store instrument's screen copies on the PC, in colour
- Capture and store waveform data from your ScopeMeter on your PC
- Online recording of your current waveform
- Create and archive waveform references for easy comparison
- Copy waveform data into your spreadsheet for detailed analysis
- Export data to another analysis program
- Use cursors for parameter measurement
- Add user text to instrument setups and send them to the instrument for operator reference and instructions

Fluke ScopeMeter® Portable Oscilloscopes 190 Series II




Fluke 190-504



Fluke 190-204

Fluke 190-202



Fluke 190 Series II ScopeMeter Portable Oscilloscopes are high-performance scopes built for harsh industrial environments. Introducing the first high-performance portable oscilloscopes with 2 or 4 independently insulated input channels, an IP51 dust- and drip water proof rating and a CAT III 1000 V/CAT IV 600 V safety rating.

Choose from 500 MHz, 200 MHz, 100 MHz or 60 MHz bandwidth models. Now plant maintenance engineers can take a 2- or 4-channel scope into the harsh world of industrial electronics.

- Up to four independent floating isolated inputs, up to 1000V
- Up to 5 GS/s real time sampling (depending on model and channels used)
- Deep memory: 10,000 points per trace waveform capture
- CAT III 1000 V/CAT IV 600 V safety rated instrument for industrial environments
- Up to eight hours of battery operation using BP291
- Isolated USB host port for direct data storage to a USB memory device;
- Security slot: lock down oscilloscope with Kensington® lock while unattended
- IP51 rating, dust- and drip-proof
- Connect-and-View™ triggering for intelligent, automatic triggering on fast, slow and even complex signals
- Automatic capture and REPLAY of 100 screens
- ScopeRecord™ Roll mode gives 30,000 points per input channel for low frequency signal analysis
- Three year warranty



Use the 27,000 points memory of ScopeRecord and zoom in for maximum detail.

Cursors and zoom features of the Fluke 190 Series II help you to analyse the captured TrendPlot.

Specifications

	190-062	190-102	190-202	190-502	190-104	190-204	190-504
Bandwidth (MHz)	60	100	200	500	100	200	500
Scope Inputs	2	2	2	2	4	4	4
Dedicated DMM	1	1	1	1	-	-	-
Dual Input Trendplot™	•	•	•	•	-	-	-
Four Input Trendplot™	-	-	-	-	•	•	•
ScopeRecord Mode	•	•	•	•	•	•	•
Automatic Capture & Replay Mode	•	•	•	•	•	•	•
Cursors	•	•	•	•	•	•	•
Zoom	•	•	•	•	•	•	•
Bus Health Test Mode	-	-	-	-	-	-	-
Advanced Power Measurements	•	•	•	•	•	•	•
EN61010-1 CAT III Safety Rating	1000 V	1000 V	1000 V	1000 V	1000 V	1000 V	1000 V
EN61010-1 CAT IV Safety Rating	600 V	600 V	600 V	600 V	600 V	600 V	600 V
Battery	4 hr Li-ion (8 hr Opt)	4 hr Li-ion (8 hr Opt)	7 hr Li-ion	7 hr Li-ion	7 hr Li-ion	7 hr Li-ion	7 hr Li-ion
Optical RS-232	-	-	-	-	-	-	-
Isolated USB	•	•	•	•	•	•	•
Isolated USB Memory	•	•	•	•	•	•	•

Recommended Accessories

Accessories for the Fluke 190-II Portable Oscilloscopes are available in the Accessories Section on Pages 159 - 160.

Included Accessories

Fluke 190 4-Channel Models: VPS410-X (1 red, 1 grey, 1 blue, 1 green), Double Capacity BP291 Li-ion Battery, BC190 Battery Charger, Hanging Strap, Adjustable Hand Strap, User Manual on CD-ROM, FlukeView® Demo Package, and USB Interface Cable for PC connectivity.

Fluke 190 2-Channel Models: VPS410-X (1 red, 1 blue), Single Capacity BP290 Li-ion Battery, TL175 Test Leads.

Fluke /S (SCC-290 Kit) Models: FlukeView ScopeMeter Software and C290 Hard Carrying Case.

Ordering Information

FLUKE-190-504/AU/S Colour ScopeMeter 500MHz, 4 Channel with SCC-290 Kit

FLUKE-190-504/AU Colour ScopeMeter 500MHz, 4 Channel

FLUKE-190-502/AU/S Colour ScopeMeter 500MHz, 2 Channel with SCC-290 Kit

FLUKE-190-502/AU Colour ScopeMeter 500MHz, 2 Channel

FLUKE-190-204/AU/S Colour ScopeMeter 200MHz, 4 Channel with SCC-290 Kit

FLUKE-190-204/AU Colour ScopeMeter 200MHz, 4 Channel

FLUKE-190-202/AU/S Colour ScopeMeter 200MHz, 2 Channel with SCC-290 Kit

FLUKE-190-202/AU Colour ScopeMeter 200MHz, 2 Channel

FLUKE-190-104/AU/S Colour ScopeMeter 100MHz, 4 Channel with SCC-290 Kit

FLUKE-190-104/AU Colour ScopeMeter 100MHz, 4 Channel

FLUKE-190-102/AU/S Colour ScopeMeter 100MHz, 2 Channel with SCC-290 Kit

FLUKE-190-102/AU Colour ScopeMeter 100MHz, 2 Channel

FLUKE-190-062/AU/S Colour ScopeMeter 60MHz, 2 Channel with SCC-290 Kit

FLUKE-190-062/AU Colour ScopeMeter 60MHz, 2 Channel

ScopeMeter® Portable Oscilloscopes

Fluke 120B Series Industrial ScopeMeter® Hand-Held Oscilloscopes



Fluke 125B



Simplified testing, more insight and faster electro-mechanical troubleshooting

The compact ScopeMeter® 120B Series, is the rugged oscilloscope solution for industrial electrical and electro-mechanical equipment troubleshooting and maintenance applications. It's a truly integrated test tool, with oscilloscope, multimeter and high-speed recorder in one easy-to-use instrument. The ScopeMeter 120B Series also integrates with Fluke Connect® mobile app and FlukeView® for ScopeMeter software to enable further collaboration, data analysis and archiving of critical test information.

The 120B Series Industrial ScopeMeter Test Tools include innovative functions designed to help technicians troubleshoot faster and get the answers they need to keep their systems up and running. Colour Display Waveforms with Connect and View™ trigger and setup technology and automatically view related numerical measurements using Fluke IntellaSet™ technology, all without making manual measurement adjustments.

- Dual-input digital oscilloscope and multimeter
- 40 MHz or 20 MHz oscilloscope bandwidth
- Two 5,000-count true-RMS digital multimeters

- Connect-and-View™ trigger simplicity for hands-off operation
- IntellaSet™ technology automatically and intelligently adjusts numerical readout based on the measured signal
- Dual-input waveform and meter reading recorder for trending data over extended periods
- With Recorder Event Detect capabilities and expandable micro SD memory, recording sessions can be done for up to 14 days
- The ScopeMeter 125B Bus Health Test analyses the electrical signals on the Industrial Network Bus and gives a clear "Good", "Weak" or "Bad" indication mark for each of the relevant parameters used in CAN-bus, Profi-bus, Foundation Field, RS2-232 and more.
- Three year warranty



Fluke Connect-and-View™ triggering with Auto Reading function using Fluke IntellaSet™ technology.

Connect-and-View™ triggering for an instant, stable display

Fluke's unique Connect-and-View™ triggering technology recognises signal patterns, and automatically sets up the correct triggering to provide a stable, reliable and repeatable display. Connect-and-View™ triggering is designed to work with virtually any signal, including motor drives and control signals—without adjusting parameters, or even touching a button.

IntellaSet™/AutoReading

The Auto Readings function with Fluke IntellaSet™ technology uses proprietary algorithms to intelligently analyse the measured waveform and automatically displays the most appropriate numerical measurements on screen, so you can get the data you need easier than ever before.



Easily obtain key power characteristics to validate a system power.

Dual input to obtain key power measurements

For single phase or 3-phase balanced systems, the dual inputs of the Industrial ScopeMeter® 120B Series can measure AC+DC RMS voltage on channel A and AC+DC RMS current on channel B. The Fluke 125B can then calculate; frequency, phase angle, active power (kW), reactive power (VA or var), power factor (PF) or displacement power factor (DPF) and can also calculate the power values for a 3-phase system where all phases have equal voltage and currents.



Harmonic spectrum overview with cursors to measure the distortion as a percentage of the fundamental.

Harmonics measurements

In the Harmonics function, the Test Tool measures harmonics to the 51st. Related data such as DC components, THD (Total Harmonic Distortion), and K factor are measured to provide a complete insight into the electrical state of health of your loads.

One test lead to measure multiple electrical parameters

High frequency waveform, meter, capacitance and resistance measurements as well as continuity checks are all covered by single set of shielded test leads. No time is wasted finding or swapping leads.

Recommended Accessories

STL120-IV Shielded Test Lead Set 600V CAT IV See page 159	HC120-II Set of 2 Hook Clips See page 160
BB120-II Set of 2 Banana to BNC Adapter See page 160	VPS41 Voltage Probe Set 40MHz 600V CAT IV See page 159
801-110S AC/DC Current Clamp See page 148	11010 AC/DC Current Clamp See page 148
11000S Large AC Current Probe See page 146	13000S Very High AC Current Clamp See page 146
13000S FLEX Flexible Current Clamp 3000A AC, 24 and 36in. See page 146	1200S Small Sized AC Current Clamp See page 146
130S AC/DC Current Clamp See page 148	1310S AC/DC Current Clamp See page 148
1400S AC Current Clamp See page 146	1410 AC/DC Current Clamp See page 148
Fluke 15S AC Current Clamp See page 146	C120B Soft Carrying Case
SP120B Screen Protector	SCC120B Accessory Kit See page 99



- Shielded test leads for oscilloscope, resistance and continuity measurements
- Resistance, continuity, diode and capacitance meter measurements
- Power measurements (W, VA, VAR, PF, DPF, Hz)
- Voltage, current and power harmonics
- Check Industrial networks with BusHealth physical layer tests against defined reference levels
- Save or recall data and instrument setups
- Store instrument setups defined by a test sequence for routine maintenance or most often used test procedures.
- External optically isolated USB interface to transfer, archive and analyse scope or meter data
- Optional WiFi adapter connected to internal USB port to wirelessly transfer information to the PC, laptop or Fluke Connect® mobile app
- FlukeView® ScopeMeter® Software for Windows®
- Highest safety rating in the industry: safety rated for CAT IV 600 V

Specifications

	123B	124B	125B
Full function dual input scope and meter	•	•	•
Oscilloscope bandwidth MHz	20	40	40
Meter and Scope Recorder	•	•	•
Scope cursor measurements	-	•	•
Power and harmonics measurements	-	-	•
Bus health	-	-	•

10:1 Voltage Probe	-	•	•
i400S AC Current Clamp	-	-	•

Sample Screens



Quickly step through recorded events to identify and troubleshoot intermittent faults.



Quickly understand industrial fieldbus signal physical layer analogue characteristics.



A single test tool measures volts, ohms, amps or capacitance, in addition to displaying waveforms.

Recommended Kits

Buy more, Save more



Fluke SCC120B Accessory Kit

Included Accessories

Fluke 120B: Li-Ion Battery Pack, Charger/Power Adapter, 10:1 Voltage Probe (124B, 125B), i400s AC Current Clamp (125B), 2 Shielded Test Leads with Ground Leads, Black Test Lead, Red and Blue Hook Clips, Banana to BNC Adapter, USB Angled Adapter and WiFi USB Adapter.

Fluke 120B/S: Also include Soft Carry Case, FlukeView™ for Windows® Software, Magnetic Hanger and Screen Protector.

Ordering Information

- FLUKE-125B/AU/S** Industrial 40MHz ScopeMeter Kit
- FLUKE-125B/AU** Industrial 40MHz ScopeMeter
- FLUKE-124B/AU/S** Industrial 40MHz ScopeMeter Kit
- FLUKE-124B/AU** Industrial 40MHz ScopeMeter
- FLUKE-123B/AU/S** Industrial 20MHz ScopeMeter Kit
- FLUKE-123B/AU** Industrial 20MHz ScopeMeter

PROCESS CALIBRATION TOOLS

Working in a process environment such as pharmaceutical, refining or other industrial area can be challenging. Whether you're working at a bench, out in the plant, or in the field, you need accurate tools that you can count on.

Finding the right tools for the specific challenges you face every day is important, so we've provided an 'at-a-glance' guide to the wide range of multifunction, mA loop, pressure and temperature calibrators that we carry.

For complete information to all your calibration needs visit au.fluke.com/PCT or one of the product pages within this catalogue.



PROCESS CALIBRATION TOOLS



mA Loop Calibration

Loop calibrators are essential tools for working with 4-20mA current loops. Fluke Loop Calibrators provides mA sourcing, simulation and measurement, readouts in both mA and % of span, 24 V loop supply, simple operation and accuracy you can count on.

Fluke offers the widest variety of mA calibration and test tools in the industry to address virtually all types of mA loop testing.

See pages 105 to 108



Electrical & Multifunction Calibration

Fluke Multifunction Calibration Tools are designed to calibrate almost anything. These calibration tools source and measure almost all process parameters, and documenting versions even document the results.

Fluke offers a broad range of field and bench calibrators to source, simulate and measure pressure, temperature and electrical signals to help you verify and adjust your test equipment of almost any process instrument.

See pages 109 to 111



Temperature Calibration

Fluke Temperature Calibrators simulate process sensors for testing temperature instrumentation. Specifically designed for the field, these lightweight compact tools are EMI tolerant, dust and splash resistant and offer an easy to use single push button interface. When paired with a temperature sensor they can take high accuracy temperature measurements to verify process temperatures and ensure the highest product quality and safety.

Fluke offer a variety of different bench and field temperature calibrators designed for your unique calibration and testing requirements.

See pages 112 to 117



Pressure Calibration

Instrumentation is found in virtually every process plant. Periodic calibration of these instruments is required to keep plants operating efficiently and safely. Fluke offers a wide range of pressure calibration tools with precision pressure measurement from 15psi/1 bar to 10,000 psi/690 bar boasting 0.025% full-scale accuracy to help you quickly and reliably calibrate your pressure instruments.

Everything from simple test gauges to calibrators with built in electric test pumps. Easy to use, rugged and reliable construction and an industry best 3-year warranty.

See pages 118 to 128

Maintenance Manager

Focus: Maintaining plant uptime and maintenance efficiency

What issues do you face?

- Ensuring continuous uptime
- Maintaining good ROI for equipment
- Compliance
- Process improvement
- Increase efficiency

Fluke solutions:

- Temperature
- ⬆️ Pressure
- ◆ Standards
- ▲ Process tools

Quality Manager

Focus: Maintaining and documenting product quality

What issues do you face?

- Complying with quality regulations
- Maintaining documentation of processes

Fluke solutions:

- Temperature
- ⬆️ Pressure
- ◆ Standards
- ▲ Process tools
- Software

Field Calibration Technician

Focus: Calibrating and verifying measurement devices

What issues do you face?

- Making accurate measurements
- Documenting procedures
- Increasing throughput

Fluke solutions:

- Temperature
- ⬆️ Pressure
- ◆ Standards
- ▲ Process tools
- Software
- ◆ Field Metrology Wells

Instrumentation Technician

Focus: Maintaining and verifying instrumentation throughout the plant

What issues do you face?

- Monitor and maintain sensors and transmissions
- Accurate measurements

Fluke solutions:

- Temperature
- ⬆️ Pressure
- ◆ Standards
- ▲ Process tools
- Software
- ◆ Field Metrology Wells



Process Calibration Solutions

Learn more information on Fluke process calibration solutions at au.fluke.com/PCT

Based on you. Built by Fluke.

* Diagram is not intended to be an exact representation. Diagram components are not to scale and are for illustration purposes only.

Bench Pressure Controllers	Bench Temperature Sources	Deadweight Testers	Handheld Pressure Calibrators	mA Loop Calibrator	Precision Multimeter	Pressure Gauge	Temperature Readouts and Probes	Process Calibrators	Software Solutions
<p>2271A P3130</p>	<p>9100S 9144</p>	<p>P5510 3120</p>	<p>700PTP 719 PRO 729</p>	<p>773</p>	<p>8846A</p>	<p>700G</p>	<p>1524 PROBES</p>	<p>707 725 754 789</p>	<p>DPC/TRACK 2</p>

Process Tools Selection Guide

Pick the right process tool for you

	Documenting Process Calibrators		Multifunction Process Calibrators		Temperature Calibrators			Pressure Calibrators				Automatic Pressure Calibrator				Loop Calibrators				Process Meters	
	754 / 753	725 / 725Ex	726	724	714B	712B	718 / 718Ex	717	719	719Pro	721	729	715	705	707 / 707Ex	709 / 709H	771	772 / 773	769 / 767B		
Voltage DC	300 V	30 V	30V	30 V	75 mV					30V	30 V	30 V	10 V	28 V	28 V	30 V	- / 30V	1000 V			
Voltage AC (True RMS)	300 V																	1000 V			
Resistance	10 kΩ	3200 Ω	4000 Ω	3200 Ω														40 MΩ			
Current DC	110 mA	24 mA	24 mA	24 mA	24 mA	24 mA	24 mA	24 mA	24 mA	24 mA	24 mA	24 mA	24 mA	24 mA	24 mA	24 mA	100 mA	30 mA, 1 A			
Current AC																					
Frequency	50 kHz	10 kHz	15 kHz															20 kHz			
Pressure																					
Temperature																					
Temperature: RTD types																					
TC types																					
Source/Simulate																					
Voltage DC	15 V	10 V	20 V	10 V	75 mV												- / 10 V				
Resistance	10 kΩ	3200 Ω	4000 Ω	3200 Ω		4000 Ω															
mA DC % scale																					
mA source; auto step, auto ramp																					
Frequency	50 kHz	10 kHz	15 kHz																		
Temperature: RTD types																					
Temperature: TC types																					
Record																					
Min/Max																					
Hold																					
As Found/ As Left results																					
Log data																					
Upload data to PC																					
Remote operation																					
Features																					
Loop supply	26 V	24 V/12 V	24 V	24 V													24 V	24 V/-			
Hart communication																					
Integrated hand pressure pump																					
Electric Pump																					
Intrinsically safe (ATEX)																					
MIST traceable certification																					
Warranty in years	3	3	3	3	3	3	3	3	3	3	3	3	3	3	3	3	3	3			

¹ Fluke 750 Pressure Modules Required
² Ranges for the internal sensor
³ Ranges depending on version
⁴ By using optional 720 RTD Probe accessory
⁵ Fluke 789 & 787B now Fluke Connect* compatible with Fluke i3000 FC connector

Fluke 771, 772 and 773 mA Process Clamp Meters



Don't break the loop on 4-20 mA signal measurements and save time with the Fluke 771, 772 and 773 Milliamp Process Clamp Meters. Three year warranty, (one year provided on mA clamp assembly and cable).

- Use the Fluke 772 and 773 to:**
- Source 4-20 mA signals for testing control system I/O or I/Ps
 - Simulate 4-20 mA signals for testing control system I/O
 - Measure 4-20 mA signals with in-circuit measurement
 - Power a transmitter with the 24 V loop power supply
 - Automatically ramp and step change the 4-20 mA output for remote testing

- Use the Fluke 773 to:**
- Measure DC voltage to verify 24 V power supplies or voltage I/O signals
 - Source DC voltage to test voltage input devices
 - Scaled mA output signal enables a logging DMM (289) to record 4-20 mA signal without breaking the loop
 - mA in/out: simultaneously source a mA signal while measuring a mA signal with the clamp

	mA measure w/jaw	mA measure in circuit	mA source	mA sim	Loop power 24 V	DCV source 0-10 V	DCV measure 0-30 V	Scaled mA output to mA input	mA in/out
771	•	-	-	-	-	-	-	-	-
772	•	•	•	•	•	-	-	-	-
773	•	•	•	•	•	•	•	•	•

Specifications		Resolution and range	Accuracy	Notes
771, 772, 773	mA measurement	0 to 20.99 mA	0.2 % + 5 counts	Measured by clamp
		21.0 mA to 100.0 mA	1 % + 5 counts	-
772 and 773	mA measurement	0 to 24.00 mA	0.2 % + 2 counts	Measured in series with test jacks
772 and 773	mA source	0 to 24.00 mA	0.2 % + 2 counts	Maximum mA drive: 24 mA into 1,000 ohms
772 and 773	mA simulate	0 to 24.00 mA	0.2 % + 2 counts	Maximum voltage 50 V DC
773	Voltage source	0 to 10.00 V DC	0.2 % + 2 counts	2 mA maximum drive current
773	Voltage measure	0 to 30.00 V DC	0.2 % + 2 counts	-


	771	772	773
Battery	Two 1.5 V, Alkaline, IEC LR6	Four 1.5 V, Alkaline, IEC LR6	
Working hours	40 hours typical	12 hours @ 12 mA source into 500 ohms	
Size (HxWxL)	59 mm x 38 mm x 212 mm	43.7 mm x 70 mm x 246.2 mm	
Weight	260 g	410 g	
Operating temperature	-10 °C to 50 °C		
IP rating	IP 40		

Recommended Accessories



Fluke 771, 772 and 773 mA Process Clamp Meters pay for themselves

- The more you use them the more money you save
- Measuring 4-20 mA signals (five) times without operator intervention can pay for the 771
- Saving a trip back to shop to get a loop calibrator can pay for the price difference of the 772
- Saving a trip back to the shop for a voltage test source can pay for the price difference of the 773



Included Accessories

- Fluke 771:** Soft Carrying Case, User Manual.
- Fluke 772/773:** Four AA Alkaline Batteries (installed), Soft Carrying Case, TL75 Test Leads, AC 72 Detachable Clip, TL940 Mini-hook Test Leads, Instruction Sheet, Hanging Tool with Hook and Loop Strap.

Ordering Information

- FLUKE-771** Milliamp Process Clamp Meter
- FLUKE-772** Milliamp Process Clamp Meter
- FLUKE-773** Milliamp Process Clamp Meter

Contact your local distributor for price and availability.
www.fluke.com/au/wtb

Process Calibration Tools - LOOP

Fluke 787B and 789 ProcessMeter™



Fluke 789

Fluke 787B

Double the troubleshooting power so you can do more, while carrying a lot less

The Fluke 787B and 789 ProcessMeter™ double troubleshooting capabilities by combining the power of a safety rated digital multimeter and mA loop calibrator into a single, compact test tool. Whether you only need to source and simulate mA, or need a 24V loop power supply, Fluke has a ProcessMeter™ test tool designed specifically to meet your needs.

Fluke 787B and 789 key features

- 20 mA DC current source/measure/simulate
- Simultaneous mA and % of scale readout
- DMM designed to meet 1000 volt IEC 61010 CAT III and 600 V CAT IV standards
- Fluke Connect® compatibility for wireless data logging (with IR3000FC module)
- Precision 1000 V, 440 mA true-RMS digital multimeter
- Frequency measurement to 20 kHz
- Min/Max/Average/Hold/Relative modes
- Diode test and continuity beeper
- Manual step (100 %, 25 %, Coarse, Fine) plus Auto Step and Auto Ramp
- Externally accessible battery for easy battery changes
- Three year warranty

Fluke 789 additional features

- 24 V loop power supply
- HART mode setting with loop power (adds 250 ohm resistor)

Recommended Accessories



Recommended Kits

Buy more, Save more



Fluke Connect® 789 ProcessMeter™ and Temperature Kit

For more details see page 168

Included Accessories

TL71 Test Lead Set, AC72 Alligator Clips, four AA Alkaline Batteries (installed), User Manual and Quick Reference Guide.

Ordering Information

FLUKE-787B	ProcessMeter™
FLUKE-789	ProcessMeter™
FLUKE-789/T3000FC	Fluke Connect 789 ProcessMeter™ & Temperature Kit
FLUKE-IR3000 FC	Fluke Connect Infrared Connector
FVF-SC2	FlukeView Forms Software (incl. Interface Cable)

Contact your local distributor for price and availability.
www.fluke.com/au/wtb

Fluke 715, 707, 707Ex and 705 Loop Calibrators

Complete family of Volt/mA calibrators



Fluke 715

Fluke 705



Fluke 715 Volt/mA Calibrator

- Source voltage to 200 mV or 20 V
- Measure loop current (0 to 20 mA, 4-20 mA) signals with 0.01 % accuracy and 1 µA resolution
- Measure voltage output process signals from PLCs, transmitters
- Source or simulate 4-20 mA loop current
- 24 V loop supply with simultaneous current measurement
- Ramp and Step Ramp output functions
- Three year warranty

Fluke 707 and 705

- Innovative output adjustment dial on 707 provides 1 µA and 100 µA resolution and one-hand operation
- Large display and simple interface for ease of use
- Simultaneous mA and % readout for quick, easy interpretation of readings
- mA accuracy of 0.015 % on the Fluke 707 and 0.02 % on the 705
- HART™ mode on 707 connects 250 ohm resistor in series with 24 V loop for compatibility with HART communicators
- Push button 25 % steps for fast, easy linearity checks
- "Span Check" for fast confirmation of zero and span
- Selectable slow and fast linear step ramp provide ramping outputs for valve slewing, remote testing and loop functional tests
- 24 V internal loop supply, so you can power and read a transmitter at the same time without carrying a DMM
- 0 to 20 mA or 4-20 mA default start up modes
- Three year warranty



Fluke 707

Specifications

	705/707	715
Voltage measurement		
Range	0 V to 28 V	0 mV to 200 mV / 0 V to 25 V
Resolution	1 mV	10 µV / 1 mV
Accuracy	705: 0.025 % Rdg + 1 LSD 707, 707Ex: 0.015 % Rdg + 2 LSD	0.01 % Rdg + 2 LSD
Current measurement		
Range	0 mA to 24 mA	0 mA to 24 mA
Resolution	0.001 mA	0.001 mA
Accuracy	705: 0.02 % Rdg + 2 LSD 707, 707Ex: 0.015 % Rdg + 2 LSD	0.01 % + 2 LSD
Current sourcing		
Range	0 mA to 20 mA or 4 mA to 20 mA	0 mA to 20 mA or 4 mA to 20 mA
Accuracy	705: 0.025 % Rdg + 2 LSD 707, 707Ex: 0.015 % Rdg + 2 LSD	0.01 % Rdg + 2 LSD
Drive capability	705: 1000 Ω @ 24 mA 707: 1200 Ω @ 24 mA 707Ex: 700 Ω @ 20 mA	1000 Ω @ 24 mA
Loop power while measuring mA	24 V	
Voltage sourcing	0 mV to 200 mV or 0 V to 20 V	
Display current and % of span	Yes	mA or %
Auto step, auto ramp	Yes	
Span Check	Yes	
Battery life	18 hours typical, at 12 mA	

Specialty Models

Fluke 707Ex Intrinsically Safe Loop Calibrator

The fast one-handed tool for mA loop checks in Ex zones.

The 707Ex is an intrinsically safe loop calibrator for use in explosion endangered areas. The Fluke 707Ex is certified in accordance with the ATEX directive (Ex II 2 G Ex ia IIC T4) in Zones 1 and 2.

- Simultaneous mA and % readout for quick, easy, interpretation of readings.
- mA accuracy of 0.015%, superior to other loop calibrators

See page 135 for more information.

Recommended Accessories



Included Accessories

Fluke 705/707: C10 Yellow Holster, Test Leads, AC175 Alligator Clips, Single 9V Alkaline Battery, Instruction Sheet.

Fluke 707Ex: Red Ex-holster, Test Leads, AC175 Alligator Clips, Single 9V Alkaline Battery, Instruction Sheet.

Fluke 715: Yellow Holster (H80M excl. TPAK), Test Leads and AC175 Alligator Clips, Single 9V Alkaline Battery, Instruction Sheet.

Ordering Information

FLUKE-705	Loop Calibrator
FLUKE-707	Loop Calibrator
FLUKE-707EX	Intrinsically Safe Loop Calibrator
FLUKE-715	Volt/mA Calibrator

Contact your local distributor for price and availability.
www.fluke.com/au/wtb

Specifications

Measurement Function	Range and Resolution	Best Accuracy (% of reading + LSD)
V DC	400.0 mV, 4.000 V, 40.00 V, 400.0 V, 1000 V	0.1 % + 1
V AC (True-RMS)	400.0 mV, 4.000 V, 40.00 V, 400.0 V, 1000 V	0.7 % + 2
mA DC	30.000 mA	.05 % + 2
A DC	1.000 A (0.440 A continuous)	0.2 % + 2
A AC	1.000 A (0.440 A continuous)	1 % + 2
Resistance	400.0 Ohms, 4.000 k, 40.00 k, 400.0 k, 4.0 M, 40 M	0.2 % + 1
Frequency (0.5 Hz to 20 kHz)	199.99 Hz, 1999.9 Hz, 19.999 kHz	.005 % + 1
Diode Rest	2.000 V (shows diode voltage drop)	2 % + 1
Continuity	Beeps for resistance < approx. 100 ohms	

Output Function	Range and Resolution	Drive Capability	Accuracy
DC Current Output (Internal Battery Operation)	0.000 to 20.000 mA or 4.000 to 20.000 mA, (selectable at power-up) Over-range to 24.000 mA	24 V compliance or, 1,200 ohms, @ 20 mA	.05 %
DC Current Simulate (Ext. 15 V to 48 V loop supply)	0.000 to 20.000 mA or 4.000 to 20.000 mA, (selectable at power-up) Over-range to 24.000 mA	1000 ohms, @ 20 mA	.05 %
24 V Loop Supply*	Minimum 24 V	250 ohms @ 20 mA	> 24 V
Current Adjustment Modes	Manual: Coarse, Fine, 25 % and 100 % step Automatic: Slow Ramp, Fast Ramp, 25 % step		

*24 V Loop Supply available on 789 ProcessMeter™ only.

Fluke 709 and 709H Precision Loop Calibrators



Fluke 709H



HART is a registered trade mark of the HART Communications Foundation.

HART Communication

The Fluke 709H offers a built-in HART modem for communication capability to perform the following commands:

- Read message, tag, descriptor and calibration date
- Read sensor PV information and PV output information
- Read long tag
- Write PV ranges (upper and lower)
- Enter/exit fixed current mode and set zero offset
- Trim DAC zero (mA output 4 mA) and trim DAC gain (mA output 20 mA)

The Fluke 709H also offers the ability to store up to twenty HART device configuration files for uploading, via the 709H/TRACK software. Configurations can be stored as .csv or .txt files. This allows the end user to document plant HART easily and it gives them direct access to key device parameters, allowing better troubleshooting, calibrating and maintaining of plant assets.

The Fluke 709 and 709H mA loop calibrators are designed to save time and produce high-quality results. These calibrators are built around a user friendly interface with a Quick-Set rotary encoder knob. This tool reduces the time it takes to measure, or source, current and power up a loop. The protective holster easily fits into a technician's hand and the large backlit display is easy to read, even in dark, cramped worked areas.

- Best-in-class accuracy at 0.01 % reading
- HART Communication (709H only) communicate with and test HART smart instruments
- Compact rugged design
- Intuitive user interface with quick-set knob for fast setup, easy to use
- 24 V DC loop power with mA measure mode
- Resolution of 1 µA on mA ranges
- Built in selectable 250 Ω resistor for HART communications
- Simple two wire connection for all measurements
- Valve test (source and simulate defined mA values with % keys)
- Upload logged mA measurements and HART device data using the 709H with optional 709H/TRACK software
- Three year warranty

Specifications

Functions	mA source, mA simulate, mA read, mA read/loop power and volts read
Ranges	mA (0 to 24 mA) and Volts (0 to 30 V DC)
Resolution	1µA on mA ranges and 1mV on voltage range
Accuracy	0.01% +/- 2 counts all ranges (@23°C +/- 5°C)
Operating temperature Range	-10 °C to 55 °C
Humidity range	10 to 95% non-condensing
Stability	20ppm of F.S. /°C from -10°C to 18°C and 28°C to 55°C
Display	128 x 64 pixels, LCD Graphic w/backlight, .34" high digits
Loop Compliance Voltage	24 V DC @ 20 mA
Over-Voltage Protection	240 V AC
Overload Current Protection	28 mA DC
EMC	EN61326 Annex A (Portable Instruments)
Power	6 AAA alkaline
Size (HxWxD)	150 x 90 x 30 mm
Battery life	≥ 40 hours continuous use (measure mode using alkaline)
Weight	0.3 kg

Recommended Accessories

709H TRACK Software/Cable HART Communication See page 163	C195 Case See page 151
CAMO-C25 Camouflage Carrying Case See page 150	AC285 SureGrip™ Alligator Clips See page 139
TP220 Industrial Test Probes See page 139	TL220 SureGrip™ Industrial Test Lead Set See page 142
TL80A Basic Electronic Test Lead Set See page 142	PV350 Pressure-Vacuum Module See page 153
80T-150UA Universal Temperature Probe See page 144	80TK Thermocouple Module See page 144

Included Accessories

Fluke 709: AC175 Alligator Clip Set, TL75 Test Leads, Soft Case, six AAA Batteries (installed), Product Manual (CD), Quick Reference Guide, Safety Information.

Fluke 709H: 754-8016 Alligator Clip Set, 75X-8014 Stackable Lead Set, TP220-4201 Test Probes, AC280-5001 SureGrip Hook Clips, Soft Case, six AAA Batteries (installed), Product Manual (CD), Quick Reference Guide, Safety Information.

Ordering Information

FLUKE-709	Precision Loop Calibrator
FLUKE-709H	Precision Loop Calibrator with HART
FLUKE-709H/TRACK	HART Data-Logging Communications Software

Contact your local distributor for price and availability.
www.fluke.com/au/wtb

Fluke 750 Series Documenting Process Calibrators

Calibrate/troubleshoot process control instrumentation



Fluke 753

Fluke 754



Whether you're calibrating instruments, troubleshooting a problem or running routine maintenance, Fluke's 753 and 754 Series Process Calibrators can help you get the job done faster. They do so many different tasks, so quickly and so well and they are the only process calibrators you need to carry.

- Measure volts, mA, RTDs, thermocouples, frequency, and ohms to test sensors, transmitters etc
- Source/simulate volts, mA, thermocouples, RTDs, frequency, ohms, and pressure to calibrate transmitters
- Power transmitters during test using loop supply with simultaneous mA measurement
- Measure/source pressure using any of Fluke's 50 Pressure Modules
- Measure and source simultaneously with one compact, rugged, reliable tool
- Create and run automated as-found/as-left procedures to satisfy quality programs or regulations and record and document results.
- Advanced features like autostep, custom units, user entered values during test, one-point and two-point switch testing, square root DP flow testing, programmable measurement delay and more
- Control the temperature of selected Hart Scientific Dry Blocks
- Handle fast pulsed RTD transmitters and PLCs in RTD source mode with 1 ms response time
- Three year warranty

Fluke 753: A complete Documenting Calibrator

The Fluke 753 is a complete multifunction documenting calibrator and includes a PC interface that lets you load procedures, lists and instructions created with software—or unload data for printing, archiving, and analysis. The 753 can hold a full week of calibrations and procedures.

Fluke 754: Get HART-ability™

The Fluke 754 offers all of the capabilities of the 753, plus the ability to calibrate, maintain and troubleshoot HART instrumentation. Integrated HART communication functions permit you to monitor, control and calibrate HART instrumentation. It handles fast pulsed instruments such as RTD transmitters and PLCs responding to pulses within 1 ms.

Instrumentation Management Software

The Fluke 753 and 754 are compatible with Fluke 750SW DPC/TRACK2 software and with software from Cornerstone, Emerson, Honeywell, On Time Support, Prime Technologies, Yokogawa, Intools, Meridium and Beamex.

For more information, visit www.fluke.com.au

Specifications

Functions	Measure	Sourcing
DC voltage	0.020 % reading + 0.005 % full scale	0.01 % output + 0.005 % full scale
DC current	0.01 % reading + 5 µA	0.01 % output + 0.003 mA
Resistance	0.05 % reading + 50 mΩ	0.01 % output + 240 mΩ
Frequency	0 to 50 KHz, ± 0.5 Hz to 1100 Hz	0 to 50 KHz, ± 0.1 Hz to 1099.9 Hz
Thermocouples	0.3 °C	0.2 °C
RTDs	0.3 °C	0.1 °C
Pressure	To 0.025 % of full scale, per pressure module specifications	

General Specifications

Battery life	Typically over eight hours
Internal battery pack	Li ion 4400 mAh
Battery replacement	Via twist lock fastener without opening calibrator; no tools required
Weight	1.2 kg
Size (HxWxD)	245 mm x 136 mm x 63 mm
RTDs	0.3 °C
Pressure	To 0.025 % of full scale, per pressure module specifications

Recommended Accessories

750PXX Pressure Modules See page 124	750SW DPC/TRACK2 Software See page 163
700PTP-1 Pneumatic Test Pump See page 161	C799 Field Soft Case See page 151
700HTP-2 Hydraulic Test Pump See page 161	754HCC Smart Instrument Communication Cable

Bundle Package



Fluke 754/750SW 754DPC and 750SW DPCTRACK2 Bundle Package

Purchase the Fluke 754 with the Fluke DPC/TRACK2™ software at a special bundle package price.

For more information, go to www.fluke.com/au/754

Included Accessories

Stackable Test Leads (3 sets), TP220 Test Probes (3 sets) with extended Tooth Alligator Clips (3 sets), AC280 Hook Clips (2 sets), BP7240 Li-ion Battery Pack, BC7240 Battery Charger, C799 Field Soft Case, USB Communication Cable, Getting Started Guide, Instruction Manual on CDROM, NIST Traceable Certificate of Calibration, DPCTrack™ 2 Sample Software that enables upload and printing of calibration records, 754 HCC HART Communication Cable (754 only).

Ordering Information

FLUKE-753	Documenting Process Calibrator
FLUKE-754	Documenting Process Calibrator HART
FLUKE-754/750SW	754DPC and 750SW DPCTRACK2 Bundle Package
FLUKE-750SW	DPC/TRACK2 Software

Fluke 154 HART Calibration Assistant



Fluke 154



HART Calibration assistance at your fingertips. Combine with a Fluke Calibrator for a total HART Calibration Solution.

The 154 puts HART device configuration at your fingertips. An Android™ based tablet user interface makes HART configuration easy. The external wireless modem allows you to connect the modem to the transmitter being tested so you can communicate to the device remotely. HART transmitters can often be found in confined spaces that are difficult to access, or are out of reach. The Fluke 154 helps reduce the need to stand right next to the device being tested or configured so you can work from a safer, more convenient location.

When you combine the Fluke 154 Communicator with a Fluke 750 Series Documenting Process Calibrator, or a Fluke 720 Series Multifunction Process Calibrator you have a complete HART calibration and configuration solution.

- Full HART Device Description (DD) support of all HART devices
- Configure HART devices
- Perform HART trim on HART devices when used with a Fluke 750 or 720 Series Calibrator
- Monitor device PV, SV, TV, QV and other measured HART variables
- Quarterly HART DD updates for free
- Convenient wireless connectivity to HART modem
- Easy to use, fast connect and view HART data
- Store HART device configurations
- Long range wireless communication up to 76.2 metres
- Three year warranty

Fluke 154 Application



Specifications

Tablet	
Operating System	Android 5.0 or newer
Processor	ARM or Atom
Memory RAM	1 GB
Memory ROM	2 GB
Screen	960x540 qHD
Communication Port	Bluetooth
HART Modem	
Enclosure	
Dimensions (LxWxH)	10.16 cm x 2.5 cm x 6.9 cm
Total Unit Weight	0.16 kg
HART Cable Length	1.2 m
HART Cable Connectors	Mini-Grabber
HART Interface	
Interface	Capacitive coupling
Output	600 mVpp
Leakage	< 10 uA
Connections	Across loop resistor or HART field device
Specifications	HART 4, HART 5, HART 6, HART 7
HART Physical Layer Spec	HCF_SPEC-54
Specification	Bluetooth v2.0
Frequency	2.4 GHz
Class 1 Master Distance	275 ft (83.8 m)
Battery Type	Rechargeable Li-ion
Battery Life	19 hours continuous use
Humidity	0% to 90% (non-condensing)

Included Accessories

Tablet Charger and USB, Micro-cable, Fluke HART App (installed), HART Modem, USB Mini-Cable, Hook Test Clips, Alligator Clips, Magnetic Hanging Strap, Case, Manual installed on Tablet.

Ordering Information

Fluke 154 HART Calibration Assistant

Contact your local distributor for price and availability.
www.fluke.com/au/wtb

Fluke 725/Ex and 726 Multifunction Process Calibrators



Fluke 726

Fluke 725



More calibration power!

- Two separate channels; measure, source and view process signals simultaneously
- Measure volts, mA, RTDs, thermocouples, frequency, and resistance to test sensors and transmitters
- Source/simulate volts, mA, thermocouples, RTDs, frequency, and pressure to calibrate transmitters
- Measure or source pressure using any of 50 Fluke 750Pxx Pressure Modules
- Source mA with simultaneous pressure measurement to conduct valve and I/P tests
- Perform fast linearity tests with auto step and auto ramp
- Power transmitters during test using 24 V loop supply and simultaneous mA measurement
- Store frequently-used test setups for later use
- Three year warranty

726 additional features:

- More precise measurement and calibration source performance, accuracies of 0.01%
- Transmitter error% calculation
- Memory storage for up to 8 calibration results
- Frequency totaliser and frequency pulse train source mode
- HART mode inserts 250 ohm resistor in mA measure and source for compatibility with HART instrumentation
- Integrated pressure switch test
- Custom RTD curves, add calibration constants for certified RTD probes for enhanced temperature measurement

Specifications

Function or Source	Range or Type	Resolution	Accuracy	Notes	
Voltage	0 to 100 mV	0.01 mV	0.01%	Max load, 1 mA	
	725: 0 to 10V (source)	0.001 V	0.02% Rdg + 2 LSD		
	0 to 20V (source)	0.001 V			
mA	0 to 24	0.001 mA	0.01%; 0.02% Rdg + 2 LSD	Max load, 725/726: 1000Ω 725Ex: 250Ω	
	725/726: 0 to 30V (measure)	0.001 V			
mV (TC terminals)	-10.00 mV to +75.00 mV	0.01 mV	0.01% 0.025% of range + 1 LSD		
Ohms	15Ω to 3200Ω	0.01Ω to 0.1Ω	0.10Ω to 1.0Ω		
	5Ω to 4000Ω		0.015%		
Hz - CPM	2.0 to 1000 CPM	0.1 CPM	±0.05%	Source; 5V p-p 1V - 20 V p-p squarewave, -0.1 V offset	
	1 to 1000 Hz	1 Hz	±0.05%		
	1.0 to 10.0 kHz	0.1 kHz	±0.25%		
Loop Supply	725/726: 24 V DC	N/A	10%		
	725Ex: 12 V DC				
T/C	J, K, T, E, L, N, U, XK	0.1 °C	to 0.7 °C to 0.2 °C		
T/C	B, R, S, BP	1 °C	to 1.7 °C to 1.2 °C		
RTDs	Cu (10) , Ni 120 (672)	0.01 °C	to 0.15 °C		
	Pt 100, 200, 500, 1000 (385)				
	Pt 100 (3916), Pt 100 (3926)				
		0.1 °C	to 0.2 °C		
Simultaneous function capability				Channel A	Channel B
24.000 mA DC				M	M or S
24.000 mA DC with 24 V loop supply				M	—
100.00 mV DC				—	M or S
30.000 V DC measure				M	—
20.000 V DC measure; 10.000 V DC source; 20.000 V DC source				—	M or S
15 to 3200 Ohms (725); 5 to 4000 Ohms (726)				—	M or S
Thermocouple J, K, T, E, R, S, B, M, L, U, N, XK, BP				—	M or S
RTD Cu 10 , Ni120; Pt100 (392); Pt100 (JIS); Pt100, 200, 500, 1000 (385), XK and BP				—	M or S
Pressure (requires Fluke 750PXX Modules)				M	M used as S
Frequency: 10 kHz; (15 KHz)				—	M or S

M = Measure, S = Source/Simulate

Unique 726 features are in bold

Specialty Model

Fluke 725Ex Intrinsically Safe Multifunction Process Calibrator

The Fluke 725Ex Intrinsically Safe Multifunction

Process Calibrator is powerful yet easy-to-use. Combined with the Fluke 750Pxx Pressure Modules, the 725Ex is able to calibrate almost any process instrument likely to need service in any area where explosive gases may be present.

- ATEX safety rating II IG Ex ia IIB 171°C

See page 135 for more information.

Recommended Accessories



Included Accessories

TL75 Test Lead Set (TL75), AC70A Test Clip Set (725, 725Ex), AC72 Test Clip Set (726), Stackable Test Lead Set, four AA Batteries, Replacement Fuse (725), User Manual on CD, NIST Traceable Calibration Certificate, CCD Control Drawing - Statement of Quality Assurance Practices (725Ex).

Ordering Information

FLUKE-725	Multifunction Process Calibrator
FLUKE-725EX	Intrinsically Safe Multifunction Process Calibrator
FLUKE-726	Precision Multifunction Process Calibrator

Fluke 712B, 714B and 724 Temperature Calibrators



Fluke 714B

Fluke 712B

Accuracy and simplicity

The Fluke 712B and 714B are designed for both simplicity, ease of use and high accuracy. They are a powerful combination of temperature and loop calibration.

Fluke 714B Thermocouple Calibrator

- Measure and simulate 17 different thermocouple types and millivolts
- Measure 4-20mA signals while simultaneously sourcing a temperature signal
- Hanging tool designed in and included with every unit
- Configurable 0% and 100% source settings for quick 25% linearity checks
- Linear ramp and 25% step auto ramp based on 0% and 100% settings
- Dual inputs and backlit display for easy interpretation of measurements
- Power down settings remembered at power up for easy restart of tests
- 1 and 2 year specifications and traceable certificate of calibration
- Three year warranty

Fluke 712B RTD Calibrator

- Measure and simulate 13 different RTD types and resistance
- Measure 4-20mA signals while simultaneously sourcing a temperature signal
- Configurable 0% and 100% source settings for quick 25% linearity checks
- Linear ramp and 25% step auto ramp based on 0% and 100% settings
- Dual inputs and backlit display for easy interpretation of measurements
- 1-year and 2-year specifications and traceable certificate of calibration
- Three year warranty



Specialty Model

Fluke 724 Temperature Calibrator

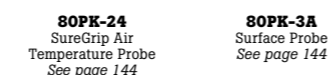
- Easy to read dual display allows for input and output simultaneous view
- Source/measure TCs, RTDs, volts and ohms
- Measure mA while supplying loop power
- 25 % and 100 % stepping, auto-step and auto ramp



Recommended Accessories



Fluke 712/724



Included Accessories

Fluke 714B/712B: Magnetic Hanging Tool, Batteries, Manual, Traceable Calibration Certificate and Test Leads.

Fluke 724: TL75 Test Leads, AC175 Test Clips, Stackable Test Leads (1 pair), Spare Fuse and User Manual.

Ordering Information

FLUKE-714B Thermocouple Temperature Calibrator

FLUKE-712B RTD Calibrator

FLUKE-724 Temperature Calibrator

Contact your local distributor for price and availability.
www.fluke.com/au/wtb

Fluke Calibration 9142, 9143 and 9144 Field Metrology Wells



Fluke 9144



Field temperature calibration with precision and speed

Whether you need to calibrate 4-20 mA transmitters or a simple thermostatic switch, a Fluke Calibration Field Metrology Well is the right tool for the job. With three models covering the range of -25 °C to 660 °C, this family of Metrology Wells calibrates a wide range of sensor types. The optional process version (models 914X-X-P) provides a built-in two-channel thermometer readout that measures PRTs, RTDs, thermocouples, and 4-20 mA transmitters which includes the 24 V loop supply to power the transmitter.

- Lightweight, portable, and fast
- **9142** -25 °C to 150 °C ± 0.2 °C
- **9143** 33 °C to 350 °C ± 0.2 °C
- **9144** 50 °C to 660 °C ± 0.35 °C to 420 °C ± 0.5 °C at 660 °C
- Cool to -25 °C in 15 minutes and heat to 660 °C in 15 minutes
- Built-in two-channel readout for PRT, RTD, thermocouple, 4-20 mA current
- True reference thermometry with accuracy to ±0.01 °C
- Automate calibration with the Fluke 754 or Fluke 1586A or use on-board automation with process version
- One year warranty

Models	Well inserts
9142-X Field Metrology Well, -25 °C to 150 °C	9142-INSA Insert A, 9142, misc holes
9142-X-P Field Metrology Well, -25 °C to 150 °C, process version	9142-INSB Insert B, 9142, comp holes
9143-X Field Metrology Well, 33 °C to 350 °C	9142-INSC Insert C, 9142, 6 x 0.25 in holes
9143-X-P Field Metrology Well, 33 °C to 350 °C, process version	9143-INSA Insert A, 9143, misc holes
9144-X Field Metrology Well, 50 °C to 660 °C	9143-INSB Insert B, 9143, comp holes
9144-X-P Field Metrology Well, 50 °C to 660 °C, process version	9143-INSC Insert C, 9143, 6 x 0.25 in holes
	9144-INSA Insert A, 9144, misc holes
	9144-INSB Insert B, 9144, comp holes
	9144-INSC Insert C, 9144, 6 x 0.25 in holes

Fluke Calibration 9103 and 9140 Field Dry-Well Calibrators



Fluke 9140



Fluke Calibration's 9103 and 9140 Field Dry-Well Calibrators beat every other comparable dry-well in the industry in performance, size, weight, convenience, ease of calibration, software, and price. In addition, the heating and cooling rate of each of these dry-wells is adjustable from the front panel, thermal switches can be checked for actuation testing, and multiple-hole inserts are available for a variety of probe sizes.

- Lightweight and very portable
- Two models ranging from -25 °C to 350 °C
- Accuracy to ± 0.25 °C
- Stability to ± 0.02 °C
- RS-232 and Interface-it software included
- Easy to recalibrate
- One year warranty

Models	Specify X, X = A, B, C, or D included insert
9103-X Field Dry-Well Calibrator, -25 °C to 140 °C	Insert A: 1/16" (1.6 mm), 1/8" (3.2 mm), 3/16" (4.8 mm), 1/4" (6.35 mm), 3/8" (9.5 mm) & 1/2" (12.7 mm)
9140-X Field Dry-Well Calibrator, 35 °C to 350 °C	Insert B: 2 at 3/16" (4.8 mm), 2 at 1/4" (6.35 mm) & 2 at 3/8" (9.5 mm)
	Insert C: 6 at 1/4" (6.35 mm)
	Insert D: 2 at 3mm, 2 at 4 mm & 2 at 6 mm

Recommended Accessories




Complete Solution

Fluke 754 with 914X Series Field Metrology Well

By combining the automating and documenting capabilities of the Fluke 754 Documenting Process Calibrator (see page 109) with Fluke Calibration's intelligent and stable family of field drywells and micro-baths, you have the capability to test the entire loop.

This combination of equipment allows you to easily verify the characteristics of the temperature sensor and measurement electronics. Using this information, the entire loop can be adjusted to optimise system measurement performance.



For more information, go to <http://au.flukecal.com>

Fluke Calibration 9100S and 9102S Handheld Dry-Well Temperature Calibrators



Fluke 9102S

The Fluke Calibration 9100S and 9102S are the world's smallest, lightest and most portable dry-wells. With an easy-to-use interface and temperature range to 375 °C the 9100S is ideal for checking RTDs, thermocouple, and small bimetal thermometers in the field. For work in the temperature range of -10 °C to 122 °C the 9102S is ideal for dial gauges, digital thermometers, bulb switches, and other sensors that need calibration below ambient.



Fluke 9100S

9102S Handheld Dry-Well

- Smallest dry-wells in the world
- Interchangeable and customisable inserts available
- Ranges from -10 °C to 375 °C
- Accuracy to ±0.25° C
- Stability of ±0.05 °C at 0 °C
- One year warranty

9100S Handheld Dry-Well

- High performance, convenience and easy-to-use
- Ranges from -10°C to 122°C
- Accuracy to ±0.25°C, stability of ±0.05°C at 0.05°C (full range)
- NIST traceable calibration
- One year warranty



Fluke Calibration 9190A Ultra-Cool Field Metrology Well



Fluke 9190A

The Fluke Calibration 9190A Ultra-Cool Field Metrology Well is the most accurate and stable, cold temperature dry-block on the market. It's ideal for applications that demand strict quality control and regulatory process compliance. These applications include on-location validation and calibration of RTDs, thermocouples, thermometers, and sensors used with process control equipment such as medical freezers, laboratory refrigerators, cold rooms, blood banks, sterilisers (autoclaves), and freeze dryers.

- Wide temperature range -95 °C to 140 °C
- Accuracy using built-in reference thermometer readout: ± 0.05 °C full range
- Display accuracy: ± 0.2 °C full range
- Best-in-class stability ± 0.015 °C full range
- Fast cooling time
 - 23 °C to -90 °C: 80 minutes
 - 23 °C to -95 °C: 90 minutes
 - 140 °C to 23 °C: 60 minutes
- One year warranty



Specifications

Model Name	Description
9190A-X	Ultra-Cool Field Metrology Well, -95 °C to 140 °C, w/9190-INSX "X" in the model number to be replaced with A, B, C, D, E, and F as appropriate for the desired insert.
9190A-X-P	Ultra-Cool Field Metrology Well, -95 °C to 140 °C, w/9190-INSX, with Process Electronics "X" in the model number to be replaced with A, B, C, D, E, and F as appropriate for the desired insert.

Accessory	Description
9190-INSA	Insert "A" 9190A, imperial miscellaneous holes
9190-INSB	Insert "B" 9190A, imperial comparison holes
9190-INSC	Insert "C" 9190A, 0.25 inch holes
9190-INSD	Insert "D" 9190A, metric comparison holes
9190-INSE	Insert "E" 9190A, metric miscellaneous holes with 0.25 inch hole
9190-INSF	Insert "F" 9190A, metric comparison miscellaneous holes with 0.25 inch hole
9190-INSZ	Insert "Z" 9190, blank
9190-INSY1	Insert "Y1" 9190A, custom insert with blank insulator.
9190-INSY2	Insert "Y2" 9190A, custom insert with custom insulator.

Recommended Accessories

Fluke 9100S/9102S



9300 Rugged Carrying Case (9100S)



9308 Rugged Carrying Case (9102S)

Fluke 9190A



9190 Case Carrying Case



Ordering Information

9100S-A-256	HDCR Handheld Dry-Well, Block A, High-Temp
9100S-B-256	HDCR Handheld Dry-Well, Block B, High-Temp
9100S-C-256	HDCR Handheld Dry-Well, Block C, High-Temp
9100S-D-256	HDCR Handheld Dry-Well, Block D, High-Temp
9102S-256	HDCR Handheld Dry-Well, Low-Temp
9190A-X	Ultra-Cool Field Metrology Well, -95 °C to 140 °C, with 9190-INSX
9190A-X-P	Ultra-Cool Field Metrology Well, -95 °C to 140 °C, with 9190-INSX, with Process Electronics

For more information, go to <http://au.flukecal.com>

Fluke Calibration 1586A/2638A Data Acquisition Systems



Fluke 1586A



1586A Super DAQ Precision Temperature Scanner

The 1586A Super DAQ automates calibration when connected to a Fluke Calibration temperature source. It is a powerful thermometer readout and the most accurate and flexible temperature data acquisition system on the market.

- Measure thermocouples, PRTs, thermistors, DC voltage, DC current, and resistance
- Best-in-class temperature measurement accuracy
- Fluke DAQ 6.0 software incl. to visualise & handle data
- PRTs: ±0.005 °C
- Thermocouples: ±0.3 °C (Type K,T,J w/ internal CJC)
- Thermistors: ±0.002 °C
- One year warranty



Fluke 2638A



2638A Hydra Series III Data Acquisition System

The Fluke Hydra Series III provides best-in-class thermocouple accuracy in a portable system. Price performance breakthrough in a stand alone data acquisition system.

- DC accuracy of 0.0024 %
- Thermocouple accuracy of 0.5 °C
- Up to 66 universal differential isolated inputs
- On-screen colour trend graphing of up to four channels at a time
- Input types: AC V, DC V, AC I, DC I, thermocouple, PRT (2, 3, 4 w), thermistor, resistance (2-4 w), frequency
- 6.5-digit bench DMM function for front-panel inputs
- /C models include Accredited Calibration
- 2638A-100 Extra Universal Input Module
- Dedicated low burden AC/DC current channels
- 20 universal channels and two dedicated low burden current channels (AC/DC) per module
- One year warranty

Fluke Calibration 4180/4181 Precision Infrared Calibrators



Fluke 4180



Accredited performance for point and shoot calibrations


Now it's easy to increase your IR temperature measurement accuracy with the 4180 and 4181 Precision Infrared Calibrators. These infrared temperature calibrators give more consistent, accurate and reliable calibrations because emissivity is radiometrically calibrated, and the target size minimises size of source effect errors. In addition, these infrared calibrators simplify calibration because they uniquely compensate for errors caused by thermometer emissivity settings.

- Calibrated radiometrically for meaningful, consistent results
- Accurate, reliable performance from -15 °C to 500 °C
- Large target size of 152 mm is required for calibrating most thermometers
- Accredited radiometric calibration report
- One year warranty

Recommended Accessories



1586-CASE Carrying Case (1586A Super DAQ)



1586-2586/C High Capacity Module (1586A Super DAQ)



2638A-20CHKIT 20-Channel Expansion Kit (2638A)



2638A-100 Extra Universal Input Module (2638A)



4180-CASE Carrying Case, (4180 or 4181)



4180-APRT 2" Aperture, (4180 or 4181)

Included Accessories

Optional: ISO 17025 Accredited Calibration available for 1586A models (add "/C" to the below model number).

Ordering Information

1586A	Super-DAQ Precision Temperature Scanner,
1586A/1DS	Super-DAQ Precision Temperature Scanner, 1 DAQ-STAQ Multiplexer
1586A/2DS	Super-DAQ Precision Temperature Scanner, 2 DAQ-STAQ Multiplexers
1586A/DS-HC	Super-DAQ Precision Temperature Scanner, 1 High-Capacity Module, 1 DAQ-STAQ Multiplexer
1586A/1HC	Super-DAQ Precision Temperature Scanner, 1 High-Capacity Module
1586A/2HC	Super-DAQ Precision Temperature Scanner, 2 High-Capacity Modules
2638A/20	Data Acquisition Unit/Data Logger: 20 universal channels includes one relay board (2638A-RLY) and one (2638A-100) connector
2638A/40	Data Acquisition Unit/Data Logger: 40 universal channels includes two relay boards (2638A-RLY) and two (2638A-100) connectors
2638A/60	Data Acquisition Unit/Data Logger: 60 universal channels includes three relay boards (2638A-RLY) and three (2638A-100) connectors
4180	Precision Infrared Calibrator, -15 °C to 120 °C
4181	Precision Infrared Calibrator, 35 °C to 500 °C

Fluke Calibration 6109A/7109A Portable Calibration Baths



Fluke 6109A

Four times more calibration throughput with twice the accuracy of Micro-Baths and dry-block calibrators

The Fluke Calibration 6109A and 7109A Portable Calibration Baths let process industry professionals calibrate four times more sanitary sensors per batch in less time and with twice the accuracy of other baths in this class. Up to four tri-clamp sanitary sensors fit easily into these baths for calibration at ± 0.1 °C temperature display accuracy. Throughput is even higher for sanitary RTDs with small or no flanges.

- Calibrate up to four tri-clamp sanitary sensors at the same time
- Wide temperature ranges cover most process applications:
 - 6109A: 35°C to 250°C
 - 7109A: -25°C to 140°C
- Excellent display accuracy of ± 0.1 °C provides 4:1 test uncertainty ratio (TUR) for critical applications
- One year warranty



	6109A	7109A
Range (at 25 °C ambient temperature)	35 °C to 250 °C	-25 °C to 140 °C (-15 °C cover off)
Accuracy (MAX possible error)	0.1 °C	0.1 °C
Display resolution	0.01, 0.001	.01, 0.001 °C
Stability	0.015 °C	0.01 °C
Typical uniformity	0.03 °C up to 200 °C 0.04 °C above 200 °C	0.02 °C

Fluke Calibration 1502A/1504 Tweener Thermometer Readouts



Fluke 1502A



Best performance thermometers in their price range

The 1502A and 1504 Tweener Thermometer Readouts are low-cost high-accuracy digital thermometers featuring accuracy of up to ± 0.006 °C (Fluke 1502A) and up to ± 0.002 °C (Fluke 1504).

The 1502A is designed to be used with 25 Ω and 100 Ω RTDs and SPRTs.

The 1504 Thermometer Readout is designed to be used with thermistors or RTDs with a nominal resistance of 1,000 Ω or greater. One year warranty.

Fluke Calibration 1620A Precision Thermo-Hygrometer



Fluke 1620A



The most accurate temperature and humidity graphical data loggers on the market

Now you can easily monitor and record conditions throughout your entire facility with the DewK's new Ethernet and wireless capabilities, and set your upgraded LogWare III software to notify you immediately of changing conditions.

The 1620A accepts inputs from up to two sensors, which may be mounted directly on the unit or remotely. Each sensor comes with a NVLAP-accredited calibration for temperature and relative humidity from Fluke Calibration, containing its own NIST-traceable calibration data. The 1620A-S reads temperature to ± 0.25 °C over its calibrated range of 15 °C to 35 °C. Relative humidity readings are to ± 2 % RH from 20 % RH to 70% RH. One year warranty.

Recommended Accessories Fluke 6109A/7109A



7109-CASE Carrying Case



7109-2027 Adjustable Probe Holding Fixture



7109-2051 Single Probe Clamp Kit



7109-2080 Fluid Overflow Kit

Fluke 1502A/1504



9301 Carrying Case, fits Tweener and 12 in probe



2505 Spare Connector



2508 Serial Cable Kit



2361 Spare Power Supply 100 to 240 V AC (1620A)

Ordering Information

6109A	Portable Calibration Bath, 35°C to 250°C
6109A-P	Portable Calibration Bath with Process Electronics, 35 °C to 250°C
7109A	Portable Calibration Bath, -25°C to 140°C
7109A-P	Portable Calibration Bath with Process Electronics, -25°C to 140°C
1502A	Tweener PRT Readout
1502A-2506	Tweener PRT Readout, with IEEE-488
1504	Tweener Thermistor Readout
1504-2506	Tweener Thermistor Readout, with IEEE-488
1620A-H	The "DewK" Thermo-Hygrometer, High-Accuracy Value Kit
1621A-H	The "DewK" Thermo-Hygrometer, High-Accuracy Value Kit
1620A-S	The "DewK" Thermo-Hygrometer, Standard-Accuracy Value Kit
1621A-S	The "DewK" Thermo-Hygrometer, Standard-Accuracy Value Kit
9936A	LogWare III Software

Fluke Calibration 1523 and 1524 Reference Thermometers



Fluke 1524

Fluke 1523



The 1523/1524 Reference Thermometers from Fluke Calibration measure, graph and record PRTs, thermocouples and thermistors. You can measure up to 0.3 seconds per sample and plot and scale trends in real time. Both thermometers have memory for up to 25 readings with statistics. The 1524 has two inputs with data logging memory for 15,000 measurements with date and time stamps.

- High accuracy PRTs: ± 0.011 °C; Thermocouples: ± 0.24 °C; Thermistors: ± 0.002 °C
- A simple user interface to see trends quickly
- Smart connectors to load probe information automatically
- Use a PC and optional LogWare II software to monitor and log more data over time
- One year warranty

Models	Included accessories
	<i>Fluke 1523 Bundled with:</i>
1523-P1	5616 PRT (-200 °C to 420 °C, 100 ohm (1/4 x 12 inch)), Universal TC INFO-CON Connector, TPAK and Case
1523-P2	5628 PRT (-200 °C to 660 °C, 25 ohm (1/4 x 12 inch)), Universal TC INFO-CON Connector, TPAK and Case
1523-P3	5627A PRT (-200 °C to 420 °C, 100 ohm (1/4 x 12 inch)), Universal TC INFO-CON Connector, TPAK and Case
	<i>Fluke 1524 Bundled with:</i>
1524-P1	5616 PRT, Universal TC INFO-CON Connector, TPAK and Case
1524-P2	5628 PRT, Universal TC INFO-CON Connector, TPAK and Case
1524-P3	5627A PRT, Universal TC INFO-CON Connector, TPAK and Case

Fluke Calibration 1551AEx and 1552AEx Stik Thermometer Readouts



Fluke 1552A



Best substitute for precision mercury-filled glass thermometers

The Fluke 1551A and 1552A Stik Thermometers are an accurate and repeatable substitute to mercury-in-glass thermometers. Whether working outdoors in environments where potentially explosive gases may be present or on the floor of a processing plant, these intrinsically-safe, battery operated, portable reference thermometers are designed to go where you work.

- User-configurable temperature Trend/Stability indicator
- Optional data logging to internal memory
- 300-hour battery life
- NVLAP-accredited, NIST-traceable calibration included
- Accuracy of ± 0.05 °C (± 0.09 °F) over full range
- Intrinsically safe (ATEX and IECEx compliant) Ex ib IIB T4 Gb
- Two models to choose from (-50 °C to 160 °C or -80 °C to 300 °C)
- One year warranty

Specifications

Models	Included accessories
1551A-9*	1551A Ex Thermometer, Fixed RTD, -50 °C to 160 °C, 4.8 mm x 229 mm
1551A-12*	1551A Ex Thermometer, Fixed RTD, -50 °C to 160 °C, 6.35 mm x 305 mm
1551A-20*	1551A Ex Thermometer, Fixed RTD, -50 °C to 160 °C, 6.35 mm x 508 mm
1552A-12*	Thermometer, Fixed PRT, -80 °C to 300 °C, 6.35 mm x 305 mm

*Datalogging option models also available as -DL

Recommended Accessories Fluke 1523/1524



5616-12-P Precision PRT 305 mm x 6.35 mm

5610-9-P Precision Thermistor 229 mm x 3.2 mm



1523-CASE 1523/1524 Readout & Probe Carrying Case



2384-P, 2384-T INFO-CON Connectors, PRT (gray cap) or TC (blue cap)

Fluke 1551AEx/2AEx



1551-CASE Carrying Case

1551-CBL Cable, RS-232

Fluke Calibration 7526A Precision Process Calibrator



The Fluke Calibration 7526A Precision Process Calibrator offers the best balance of economy and accuracy for benchtop calibration of temperature and pressure process instrumentation.

Easily calibrate RTD and thermocouple readouts, pressure gauges, temperature transmitters, digital process simulators, data loggers, multimeters and more.

- Sources and measures DC voltage, current, resistance, RTDs and thermocouples
- Precision pressure measurement using Fluke 750P Series Pressure Modules
- Measures 4-20 mA loop current
- Includes certificate of calibration traceable to national standards
- Thermocouple output/input: -10 mV to 75 mV \pm (30 ppm of reading + 2 μ V)
- Transmitter output: 0 mA to 24 mA (input with loop power) \pm (100 ppm + 1 μ A)
- Resistance output: 5 Ω to 400 Ω \pm 0.015 Ω

Fluke 717, 718, 718Ex and 719 Pressure Calibrators

Accurate and rugged, temperature calibration tools



Fluke 719



Fluke 717 Pressure Calibrators

- Measure up to 10,000 psi/690 bar sensor (10000G model)
- Compatible with non-corrosive gases and liquids

Fluke 718 Pressure Calibrators

- 1, 30, 100 and 300 psi ranges available
- Pump to 300 psi, 20 bar with internal pump (718-300G)
- 718-1G includes special low volume pump and high measurement resolution for low pressure calibration

Fluke 719 Electric Pressure Calibrators

- Electric pump enables one-handed pressure pumping and makes pressure calibration quicker and easier
- Best in class 0.025 % pressure measurement accuracy
- Programmable pump limit settings can eliminate over-pressurisation—set 'pump to' pressure values
- Two ranges, 30 psi and 100 psi



Fluke 718



Fluke 717

Fluke 717, 718 and 719 common features

- Pressure switch test makes a difficult task easy, captures set, reset and deadband values of a pressure switch
- 717 and 718 measure pressure to 0.025 % of full scale with internal sensor
- Measure mA with 0.015 % accuracy and 0.001 mA resolution, while sourcing 24 V loop power
- Three year warranty

Specifications

Models	Range	Resolution	Comment
717-1G	+/- 1 psi, 27.5 in H ₂ O,	+0.0001 psi, 0.0001	Fluke 718 dry air only and includes on board pump
718-1G	(-7 - +7 kPa)	kPa, 0.0001 in H ₂ O	
717-15G	-12 to 15 psi, -83 to 103 kPa	0.001 psi, 0.01 kPa, 0.01 in H ₂ O	-
717-30G	-12 to + 30 psi, (-83 to 207 kPa)	0.001 psi, 0.001 kPa, 0.001 in H ₂ O	Fluke 718 and Fluke 719 dry air only and includes on board pump
718-30G* and 719-30G			
717-100G	-12 to + 100 psi, (-83 to 690 kPa)	0.01 psi, 0.01 kPa, 0.01 in H ₂ O	Fluke 718 and Fluke 719 dry air only and includes on board pump
718-100G*			
717-300G	-12 to +300 psi, (-83 to +2070 kPa)	0.01 psi, 0.01 kPa, 0.01 in H ₂ O	Fluke 718 dry air only and includes on board pump
718-300G* and 719-100G			
717-500G	0-500 psi, 0-3450 kPa	0.01 psi, 0.1 kPa	Compatible with non-corrosive gases and fluids
717-1000G	0-1000 psi, 0-6900 kPa	0.01 psi, 0.1 kPa	Compatible with non-corrosive gases and fluids
717-1500G	0-1500 psi, 0-10342 kPa	0.1 psi, 1 kPa	Compatible with non-corrosive gases and fluids
717-3000G	0-3000 psi, 0-20700 kPa	0.1 psi, 1 kPa	Compatible with non-corrosive gases and fluids
717-5000G	0-5000 psi, 0-34500 kPa	0.1 psi, 1 kPa	Compatible with non-corrosive gases and fluids
717-10000G	0-10000 psi, 0-69000 kPa	1 psi, 1 kPa	Compatible with non-corrosive gases and fluids
Pressure accuracy	0.035 % of range, 1 year. 0.025 % for 6 months, 717 and 718-1G: 0.05 % 6 months, 1 year, 718 and 717-300G 0.035 % 6 months, 0.05 % 1 year		
mA measurement	0-24 mA range	0.001 mA resolution	Accuracy: ± 0.015 % + 1 count
Loop power	24 V DC		Accuracy: ± 10 %

*Intrinsically safe models available, see page 135.

Specialty Model

Fluke 718Ex Intrinsically Safe Pressure Calibrator

The Fluke 718Ex offers a convenient, self contained solution for pressure measurements and calibration.

- ATEX II 1 G Ex ia IIC T4
- 30, 100, and 300 psi ranges (2, 7, and 20 bar)
- Pressure measurement to 0.05% of full span, using an internal pressure sensor.
- Pressure measurement to 200 bar using any of eight intrinsically safe Fluke 750PEx Pressure Modules

For more information, see page 135

Recommended Accessories



Included Accessories

Fluke 717/718/719: Protective Yellow Holster with Test Lead Storage, Instruction Sheet, 9 V Alkaline Battery (1x 717, 2x 718 & 719), Test Leads and Alligator Clips, Hose Kit (719), NIST-Traceable Calibration Report & Data.

Fluke 718Ex: Protective Red Holster, TL75 Test Leads, AC72 Test Clips, User Manual (CD), Fluke 718Ex CCD, NIST-Traceable Calibration Report & Data.

Ordering Information

FLUKE-717 Pressure Calibrator, 10,000G - 1G 10,000 PSI - 1 PSI (10 models)

FLUKE-718 Pressure Calibrator, 300G, 100G, 30G

FLUKE-718Ex Intrinsically Safe Pressure Calibrator, 300G, 100G, 30G

FLUKE-719 Electric Pressure Calibrator, 100PSI, 30 PSI

Contact your local distributor for price and availability.
www.fluke.com/au/wtb

Fluke 719Pro Pressure Calibrators



Fluke 719Pro



Integrated electric pump - now to 300PSI/20 bar

The Fluke 719Pro is an exciting enhancement of the popular original 719 pressure calibrators. Notable improvements include expanding the pressure measurement range of the 100 PSI model up to 150 PSI and the addition of a 300 PSI range. The 719Pro adds a backlit display and precision temperature measurement with the addition of an accessory RTD probe available as a new accessory.

- Electric pump for one handed pressure calibration
- Best in class pressure measurement uncertainty of 0.025%
- Variable release rate bleed valve for easy pressure adjustment
- 30 PSI, 150 PSI and the long requested 300 PSI (2,10 and 20 bar) pressure ranges
- Programmable pressure calibrator pump limit eliminates over-pressurisation and allows the user to program target pressures for pumping
- Extended pressure measurement range with any of 50 750PXX Pressure Modules
- Source mA with simultaneous pressure measurement to test valves and I/Ps
- Simulate mA signals to troubleshoot 4-20 mA loops
- Test pressure switches with built in switch test function
- Power transmitters during test using 24 V loop supply with simultaneous mA measurement
- Three year warranty

Specifications

Pressure measurement	Range	Resolution	Accuracy
Fluke-719Pro-30G	-12 to 30 PSI / -0.8 to 2 bar	0.001 PSI, 0.0001 bar	± 0.025 % of full scale, 6 months
Fluke-719Pro-150G	-12 to 150 PSI / -0.8 to 10 bar	0.01 PSI, 0.001 bar	
Fluke-719Pro-300G	-12 to 300 PSI / -0.8 to 20 bar	0.01 PSI, 0.001 bar	

Function	Range	Resolution	Accuracy (1 year)
mA DC (simulation & measurement)	0-24 mA DC	0.001 mA	± 0.015 % of reading ± 2 counts
Volts DC (measurement only)	30 V DC	0.001 V	± 0.015 % of reading ± 2 counts
Temperature (measurement only, Pt100 RTD)	-50 to 150 °C	0.01 °C	Temperature ± 0.1 °C
Loop power supply	24 V DC	N/A	24 mA at 24 V
Temperature effect (all functions)			Add ± 0.002 % F.S./°C for temps outside of 15 °C to 35 °C

Environmental	
Operating temperature	-10 °C to +50 °C
Storage temperature (without batteries)	-20 °C to +60 °C

Power requirements	
Battery	8 standard alkaline AA batteries
Battery life	300 pump cycles to 150 PSI minimum; 1000 pump cycles to 30 PSI; 100 pump cycles to 300 PSI minimum

Physical	
Size (HxWxD)	24.13 cm x 11.18 cm x 7 cm
Weight	With holster 1.2 kg

Connections	
Pressure	1/8 inch female NPT
Electrical	Standard banana jacks
RTD	4 pin miniature circular
External module	6 pin miniature circular

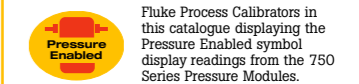
Pressure Modules

Fluke 750 Series Pressure Modules


- 50 Pressure Modules
- 0.025 % reference uncertainty
- Ranges from 1.000 in H₂O (0.2491 kPa) to 10,000 psi (68.948 MPa)
- Gage, differential, dual range, absolute and vacuum measurement models
- Rugged cases protect the modules from harsh environments
- Temperature compensated 0 °C to 50 °C



For more information see page 124



Recommended Accessories



Included Accessories

Test Leads with Alligator Clips, Printed User Manual/CD-ROM, Fluid Trap, Carrying Case, 1/4 inch NPT to 1/4 inch ISO Adapter, Accessory Hose Kit with (2) 1/8 inch Quick Fit Adapters and 1 metre of hose, Traceable Certificate of Calibration.

Ordering Information

FLUKE-719PRO-30G Electric Pressure Calibrator, 30PSIG

FLUKE-719PRO-150G Electric Pressure Calibrator, 150PSIG

FLUKE-719PRO-300G Electric Pressure Calibrator, 300PSIG

FLUKE-71X-TRAP Liquid & Dirt Trap for Fluke 718, 719 and 719Pro

Fluke 721 and 721Ex Precision Pressure Calibrators



Fluke 721

Pressure calibration and temperature measurement for custody transfer applications

The Fluke 721 and 721Ex Precision Pressure Calibrators with dual isolated pressure sensors are the ideal tool for gas custody transfer applications allowing you to take simultaneous static and differential pressure measurements with a single tool.

The 721 and 721Ex can be configured by selecting either a 16 PSI (1.1 bar) or 36 psi (2.48 bar) low pressure sensor then add any of 7 high pressure ranges including 100, 300, 500, 1000, 1500, 3000 or 5000 psi (6.9, 20, 24.5, 69, 103.4, 200, 345 bar).

- Intrinsically Safe (721Ex version only) – IECEx and Atex Ex ia IIB T3 Gb (Zone 1)
- Ideal for gas flow calibration (custody transfer) applications
- Two isolated, stainless steel, pressure sensors with 0.025% accuracy
- Switch test on both pressure inputs
- Pt100 RTD input for temperature measurement, (probe optional)
- Measures 4-20 mA signals
- Internal 24 V loop power supply can power a transmitter under test (721 models only)
- Three year warranty




Speciality Model Fluke 721Ex Precision Pressure Calibrator

The ideal tool for gas custody transfer applications in potentially explosive atmospheres.



For more information, see page 135

Recommended Accessories



720RTD
RTD Probe for 721 & 719Pro
See page 161

720URTD
Universal RTD Adapter for 721 and 719Pro
See page 161

Included Accessories

Fluke 721/Ex: Soft Case, four AA Batteries, Manual, Traceable Calibration Certificate, Test Leads.

Ordering Information

- FLUKE-721-3650** Dual Sensor Pressure Calibrator
- FLUKE-721-3630** Dual Sensor Pressure Calibrator
- FLUKE-721-3615** Dual Sensor Pressure Calibrator
- FLUKE-721-3610** Dual Sensor Pressure Calibrator
- FLUKE-721-3605** Dual Sensor Pressure Calibrator
- FLUKE-721-3603** Dual Sensor Pressure Calibrator
- FLUKE-721-3601** Dual Sensor Pressure Calibrator
- FLUKE-721-3605** Dual Sensor Pressure Calibrator
- FLUKE-721-3603** Dual Sensor Pressure Calibrator
- FLUKE-721-3601** Dual Sensor Pressure Calibrator
- FLUKE-721-1650** Dual Sensor Pressure Calibrator
- FLUKE-721-1630** Dual Sensor Pressure Calibrator
- FLUKE-721-1615** Dual Sensor Pressure Calibrator
- FLUKE-721-1610** Dual Sensor Pressure Calibrator
- FLUKE-721-1605** Dual Sensor Pressure Calibrator
- FLUKE-721-1603** Dual Sensor Pressure Calibrator
- FLUKE-721-1601** Dual Sensor Pressure Calibrator
- FLUKE-720RTD** RTD Probe for Fluke 721 and 719Pro
- FLUKE-720URTD** Universal RTD Adapter for Fluke 721 and 719Pro

Intrinsically Safe models available (add Ex to the above model numbers).

Fluke 729 Automatic Pressure Calibrator



Fluke 729

Portable automatic pressure calibrator simplifies pressure calibration

The Fluke 729 Automatic Pressure Calibrator has been designed specifically with process technicians in mind to simplify the pressure calibration process and provide faster, more accurate test results. Technicians know that calibrating pressure can be a time consuming task, but the 729 makes it easier than ever with an internal electric pump that provides automatic pressure generation and regulation in an easy-to-use, rugged, portable package.

The Fluke 729 can also automatically test multiple pressure test points and automatically document the results. Calibration is as easy as typing in the starting and ending pressure and the number of test points and tolerance level; the 729 does the rest.

With three ranges to choose from 30 psi (2 bar, 200 kPa), 150 psi (10 bar, 1 MPa) and 300 psi (20 bar, 2 MPa), the Fluke 729 Automatic Pressure Calibrator is designed to perform when and where you need.



- Automatic pressure generation and regulation to 300 psi
- Easily document the process using on-board test templates
- Automatic internal fine-pressure adjustment
- Measure, source and simulate 4 to 20 mA signals
- 24V loop power for powering transmitters for tests
- HART communication for testing HART smart transmitters
- Built-in leak testing for verifying test setups for leakage
- Fluke Connect® App compatibility
- Measure temperature with optional 720RTD probe
- Measure VDC for testing 1 V DC to 5 V DC output transmitters
- Compatible with Fluke 700 Series and 750 Series Pressure Modules
- Upload documented test results to DPCTrack2™ Calibration Management Software to manage your instrumentation, create scheduled tests and reports and manage calibration data
- Three year warranty

Specifications

Pressure specification*	
One-year specification	0.02 % of full scale
Control specification	0.005 % full scale minimum

*See manual for detailed specifications

Model	Psi range, resolution	Bar range, resolution	kPa range, resolution	Comment
729 30G	-12.0000 to 30.0000 psi	-0.82737 to 2.06842 bar	-82.737 to 206.843 kPa	No wireless communication
729 150G	-12.000 to 150.000 psi	-0.8273 to 10.3421 bar	-82.73 to 1034.21 kPa	No wireless communication
729 300G	-12.000 to 300.000 psi	-0.8273 to 20.6843 bar	-82.73 to 2068.43 kPa	No wireless communication
729 30G FC	-12.0000 to 30.0000 psi	-0.82737 to 2.06842 bar	-82.737 to 206.843 kPa	Wireless communication for Fluke Connect
729 150G FC	-12.000 to 150.000 psi	-0.8273 to 10.3421 bar	-82.73 to 1034.21 kPa	Wireless communication for Fluke Connect
729 300G FC	-12.000 to 300.000 psi	-0.8273 to 20.6843 bar	-82.73 to 2068.43 kPa	Wireless communication for Fluke Connect

Recommended Accessories



750 SW DPC/TRACK2
Software
See page 163

FLUKE 750P
Series Pressure Modules
See page 124



720URTD
Universal RTD Adapter for 721 and 719Pro
See page 161

Included Accessories

Soft Case, Stackable Test Leads, AC280 Hook Clips, Alligator Clips, Test Probes, Magnetic Hanger Kit, Carrying Strap, Power Supply, Rechargeable Battery (installed), Hose Kit with Push Fit Adapters, Hanging Clip, USB Cable, 1/8 in FNPT to 1/4 in FNPT Adapter, 1/8 in FNPT to 1/4 in FBSP Adapter, PTFE Tape, (2) Sintered Filters, Liquid Dirt Trap, Water Trap Drain and Valve Tuning Hoses, Wireless Adapter (FC Models only), Quick Start Guide, Safety Sheet.

Ordering Information

- FLK-729 30G** 30 psi, 2 Bar Automatic Pressure Calibrator
- FLK-729 150G** 150 psi, 10 Bar Automatic Pressure Calibrator
- FLK-729 300G** 300 psi, 20 Bar Automatic Pressure Calibrator
- FLK-729 30G FC** 30 psi, 2 Bar Automatic Pressure Calibrator with Fluke Connect
- FLK-729 150G FC** 150 psi, 10 Bar Automatic Pressure Calibrator with Fluke Connect
- FLK-729 300G FC** 300 psi, 20 Bar Automatic Pressure Calibrator with Fluke Connect

Contact your local distributor for price and availability.
www.fluke.com/au/wtb

Specifications

Model	Low Pressure Sensor			High Pressure Sensor						
	Range 1	Resolution	Accuracy	Range 2	Resolution	Accuracy				
Fluke-721-1601 Fluke-721Ex-1601 16PSIG, 100PSIG	-14psi to +16psi -0.97bar to 1.1bar	0.001psi, 0.0001bar	0.025% of full scale	-12psi to +100psi -0.83bar to 6.9bar	0.01psi 0.0001bar	0.025% of full scale				
Fluke-721-1603 Fluke-721Ex-1603 16PSIG, 300PSIG				-12psi to +300psi -0.83bar to 20bar	0.01psi 0.001bar					
Fluke-721-1605 Fluke-721Ex-1605 16PSIG, 500PSIG				-12psi to +500psi -0.83bar to 34.5bar	0.01psi 0.001bar					
Fluke-721-1610 Fluke-721Ex-1610 16PSIG, 1000PSIG				0psi to +1000psi 0.00bar to 69bar	0.1psi 0.001bar					
Fluke-721-1615 Fluke-721Ex-1615 16PSIG, 1500PSIG				0psi to +1500psi 0.00bar to 103.4bar	0.1psi 0.001bar					
Fluke-721-1630 Fluke-721Ex-1630 16PSIG, 3000PSIG				0psi to +3000psi 0.00bar to 200bar	0.1psi 0.01bar					
Fluke-721-1650 Fluke-721Ex-1650 16PSIG, 5000PSIG				0 psi to +5000 psi 0.00 bar to 345 bar	0.1psi 0.01bar		0.035% of full scale			
Fluke-721-3601 Fluke-721Ex-3601 36PSIG, 100PSIG				-14psi to +36psi -0.97bar to 2.48bar	0.001psi, 0.0001bar		0.025% of full scale	-12psi to +100psi -0.83bar to 6.9bar	0.01psi 0.0001bar	0.025% of full scale
Fluke-721-3603 Fluke-721Ex-3603 36PSIG, 300PSIG								-12psi to +300psi -0.83bar to 20bar	0.01psi 0.001bar	
Fluke-721-3605 Fluke-721Ex-3605 36PSIG, 500PSIG								-12psi to +500psi -0.83bar to 34.5bar	0.01psi 0.001bar	
Fluke-721-3610 Fluke-721Ex-3610 36PSIG, 1000PSIG	0psi to +1000psi 0.00bar to 69bar	0.1psi 0.001bar								
Fluke-721-3615 Fluke-721Ex-3615 36PSIG, 1500PSIG	0psi to +1500psi 0.00bar to 103.4bar	0.1psi 0.01bar								
Fluke-721-3630 Fluke-721Ex-3630 36PSIG, 3000PSIG	0psi to +3000psi 0.00bar to 200bar	0.1psi 0.01bar								
Fluke-721-3650 Fluke-721Ex-3650 36PSIG, 5000PSIG	0psi to +5000psi 0.00bar to 345bar	0.1psi 0.01bar	0.035% of full scale							

Fluke 700G Precision Pressure Test Gauges

Pressure Gauges designed to handle all your Pressure Calibration needs

With best-in-class accuracy and measurements, the Fluke 700G Series Precision Pressure Test Gauges were designed to handle all of your pressure calibration needs. The 700G Series Gauges are rugged and easy to use, with twenty three models ranging from ±10 inH2O/20 mbar to 10,000 psi/690 bar including absolute pressure ranges.

When combined with the Fluke 700PTPK or 700HTPK you've got a complete pressure testing solution for up to 600 psi (40 bar) with the PTP-1 pneumatic pump and up to 10,000 psi (690 bar) with the HTP-2 hydraulic pump.

- Precision pressure measurement from ±10 inH2O/20 mbar to 10,000 psi/690 bar
- Absolute pressure measurement ranges 15, 30, 100, 300 psia
- Accuracy to 0.05 % of full scale
- Reference class gauge accuracies to 0.04 % of reading
- Easy to use, rugged construction for reliable performance
- CSA; Class 1, Div 2, Groups A-D rating
- ATEX rating: II 3 G Ex nA IIB T6
- Combine the Pneumatic Test Pump Kits and Hydraulic Test Pump Kits with any Fluke-700G Series Gauge, 1,000 psi (69 bar) or less, to make a complete pressure testing
- Log up to 8,493 pressure measurements to memory (requires 700G/TRACK software)
- Three year warranty



Fluke 700G

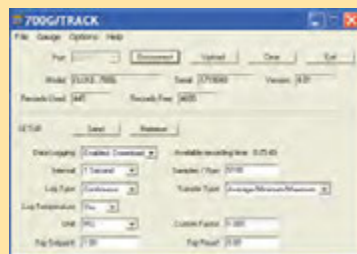


Specifications

Size (HxWxD)	12.7 cm x 11.4 cm x 3.7 cm
Pressure connection	1/4 in NPT Male
Housing/Weight	Cast ZNAl 0.56 kg with holster
Display	5.5 digits, 16.53 mm high 20-segment bar graph, 0 to 100%
Power	Three AA alkaline batteries
Battery life	1,500 hours without backlight (continuous on), 2,000 hours at slow sample rate

700G/TRACK Logging Software

The Fluke 700G/Track Data logging Software makes managing your instruments and calibration data easy to do. With the Fluke 700G-Track Software, you can gauge and record (log) multiple data sets, each of which is identified by a sequential run number.



- Use with Fluke 700G Series Gauges to perform real time data logging to a PC
- Download logging configurations to the 700G Series Gauges for a remote logging event
- Configure logging event reading rate, duration and measurement units
- Upload measurements logged remotely and display or export measurements
- Includes communication cable for connection to a PC

Recommended Kits

Buy more, Save more



Fluke-700PTPK Pneumatic Test Kit

- Combine with any Fluke-700G Series Gauge, 1,000 psi (69 bar) or less, to make a complete pressure testing kit
- Connect the 700G Series gauge directly to the included PTP-1 hand pump



Fluke 700HTPK Hydraulic Test Kit

- Combine with any Fluke-700G Series Gauge, 1,000 psi (69 bar) range or greater, to make a complete pressure testing kit
- Generate pressure up to 10,000 psi, 690 bar with the included 700HTP-2 test pump
- Hard case protects pump and gauge and allows gauge to remain connected to the pump



Fluke-700PTPK2 Premium Pneumatic Test Pump Kit

- Pneumatic Hand Pump
- Premium, no tools required gauge connector
- One premium transmitter test hose kit and adapters



Fluke-700HTPK2 Premium Hydraulic Test Pump Kit

- Hydraulic Hand Pump
- Premium, no tools required gauge connector
- One premium transmitter test hose kit and adapters

For more details see page 168

Specifications

Model	Range	Resolution	Accuracy	Burst Pressure
Fluke-700G01	-10 to +10 inH2O -20 mbar to 20 mbar	0.001 inH2O 0.001 mbar	Positive Pressure ± 0.1% of range Vacuum ± 0.1% of range	3 psi 210 mbar
Fluke-700G02	-1 to +1 psi -70 mbar to 70 mbar	0.0001 psi 0.001 mbar		5 psi 350 mbar
Fluke-700G04	-14 psi to 15 psi -.97 bar to 1 bar	0.001 psi 0.0001 bar		60 psi 4 bar
Fluke-700G05	-14 psi to 30 psi -.97 bar to 2 bar	0.001 psi 0.0001 bar		120 psi 8 bar
Fluke-700G06	-12 psi to 100 psi -.83 bar to 6.9 bar	0.01 psi 0.0001 bar		400 psi 26 bar
Fluke-700G27	-12 psi to 300 psi -.83 bar to 20 bar	0.01 psi 0.001 bar		1200 psi 80 bar
Fluke-700G07	-12 psi to 500 psi -.83 bar to 34 bar	0.01 psi 0.001 bar	Positive Pressure ± 0.05% of range Vacuum ± 0.1% of range	2000 psi 138 bar
Fluke-700G08	-14 psi to 1000 psi -.97 bar to 69 bar	0.1 psi 0.001 bar		4000 psi 266 bar
Fluke-700G10	-14 to 2000 psi -.97 bar to 140 bar	0.1 psi 0.01 bar		8000 psi 550 bar
Fluke-700G29	-14 psi to 3000 psi -.97 bar to 200 bar	0.1 psi 0.01 bar		10000 psi 690 bar
Fluke-700G30	-14 psi to 5000 psi -.97 bar to 340 bar	0.1 psi 0.01 bar		10000 psi 690 bar
Fluke-700G31	-14 psi to 10000 psi -.97 bar to 690 bar	1 psi 0.01 bar		20000 psi 1035 bar
Fluke-700GA4	0 to 15 psia 0 to 1 bar absolute	0.001 psi 0.0001 bar	0.05% of range	60 psi 4 bar
Fluke-700GA5	0 to 30 psia 0 to 2 bar absolute	0.001 psi 0.0001 bar		120 psi 8 bar
Fluke-700GA6	0 to 100 psia 0 to 6.9 bar absolute	0.01 psi 0.0001 bar		400 psi 27 bar
Fluke-700GA27	0 to 300 psia 0 to 20 bar absolute	0.01 psi 0.001 bar		1200 psi 80 bar
Fluke-700RG05	-14 to +30 psi -0.97 to +2 bar	0.001 psi 0.0001 bar	Positive Pressure ± 0.04% of reading ± 0.01% of range, Vacuum ± 0.1% of range	90 psi 6 bar
Fluke-700RG06	-12 to 100 psi -0.83 to 6.9 bar	0.01 psi 0.0001 bar		400 psi 27 bar
Fluke-700RG07	-12 to 500 psi -0.83 to 34	0.01 psi 0.001 bar		2000 psi 138 bar
Fluke-700RG08	-14 to 1000 psi -0.97 to 69 bar	0.1 psi 0.001 bar	Positive Pressure ± 0.04% of reading ± 0.01% of range, Vacuum ± 0.1% of range	4000 psi 275 bar
Fluke-700RG29	-14 to 3000 psi -0.97 to 200 bar	0.1 psi 0.01 bar		10000 psi 690 bar
Fluke-700RG30	-14 to 5000 psi -0.97 to 340 bar	0.1 psi 0.01 bar		15000 psi 1035 bar
Fluke-700RG31	-14 to 10000 psi -0.97 to 690 bar	1 psi 0.01 bar		20000 psi 1380 bar

700R Ranges: Temperature Compensation 0 °C to 50°C to rated accuracy. For temperatures from -10 °C to 0 °C and 50 °C to 55 °C, add .005 % FS/°C.

Media compatibility:

- 10 inH²O, 1, 15, 30 psi: any clean dry non-corrosive gas
- 100, 300, 500, 1000 psi: any liquids or gases compatible with 316 stainless steel and above
- 1000 psi: any non-flammable, non-toxic, non-explosive, non-oxidising liquid or gas compatible with 316 stainless steel.

BEST UNDER PRESSURE

Fluke Pressure Gauges and Calibrators.

Accurate. Easy to use. Tough.

www.fluke.com/au/pressure

Included Accessories

Manual on CD-ROM, Traceable Certificate of Calibration, 1/4" NPT to 1/4" ISO Adapter.

Ordering Information

- FLUKE-700G01 Pressure Gauge, ±10 inH₂O WC (0.4 PSIG)
- FLUKE-700G02 Pressure Gauge, ±30 inH₂O WC (1 PSIG)
- FLUKE-700G04 Pressure Gauge, ± 15 PSIG
- FLUKE-700G05 Pressure Gauge, 30 PSIG
- FLUKE-700G06 Pressure Gauge, 100 PSIG
- FLUKE-700G27 Pressure Gauge, 300 PSIG
- FLUKE-700G07 Pressure Gauge, 500 PSIG
- FLUKE-700G08 Pressure Gauge, 1,000 PSIG
- FLUKE-700G10 Pressure Gauge, 2,000 PSIG
- FLUKE-700G29 Pressure Gauge, 3,000 PSIG
- FLUKE-700G30 Pressure Gauge, 5,000 PSIG
- FLUKE-700G31 Pressure Gauge, 10,000 PSIG
- FLUKE-700GA4 Pressure Gauge, 15 PSIA
- FLUKE-700GA5 Pressure Gauge, 30 PSIA
- FLUKE-700GA6 Pressure Gauge, 100 PSIA
- FLUKE-700GA27 Pressure Gauge, 300 PSIA
- FLUKE-700RG05 Pressure Gauge, Reference, 30 PSIG
- FLUKE-700RG06 Pressure Gauge, Reference, 100 PSIG
- FLUKE-700RG07 Pressure Gauge, Reference, 500 PSIG
- FLUKE-700RG08 Pressure Gauge, Reference, 1000 PSIG
- FLUKE-700RG29 Pressure Gauge, Reference, 3000 PSIG
- FLUKE-700RG30 Pressure Gauge, Reference, 5000 PSIG
- FLUKE-700RG31 Pressure Gauge, Reference, 10000 PSIG
- 700G-TRACK Data Logging Software and Cable
- FLUKE-700HTPK Hydraulic Test Pump Kit, 0 to 10000 PSI/690 BAR
- FLUKE-700PTPK Pneumatic Test Pump Kit, 0 to 600PSI/40BAR
- FLUKE-700HTPK2 Premium Hydraulic Test Pump Kit
- FLUKE-700PTPK2 Premium Pneumatic Test Pump Kit

Fluke 750P and 750PEX Series Pressure Modules



Fluke 750P
Pressure Enabled

Precision pressure measurement for Fluke 750 and 720 Series Calibrators

A family of 50 pressure modules the Fluke 750P Series Pressure Modules are the ideal pressure modules to enable gage, differential and absolute pressure measurement with Fluke 750 and 740 Series DPCs and 725, 726 MPCs to measure pressure.

Covers pressure calibrations from 0 to 1 in H₂O to 10000 psi (2.5 mBar to 690 bar).

- 0.025 % reference uncertainty
- 6-month and 1-year specifications
- Intrinsically safe models are Class I Div 1 Groups A-D T4, Ta = 0 °C to +50 °C, ATEX II 1G Ex ia IIC T4 compliant
- Three year warranty


Specialty Model Fluke 750PEX Pressure Modules

The Fluke 750PEX Pressure Modules extend the measurement capabilities of the Fluke 725Ex Multifunction Process Calibrator. Pressure readings can be displayed in any of 10 different pressure units specified in the calibrator setup.

II 1 G Ex ia IIC T4 5a

For more information, see page 135

Recommended Accessories



Fluke Calibration 2700G Series Reference Pressure Gauges



Fluke 2700G

The Fluke Calibration 2700G Reference Pressure Gauges provide best-in-class measurement performance in a rugged, easy-to-use, economical package. Improved measurement accuracy allows it to be used for a wide variety of applications. It is ideal for calibrating pressure measurement devices such as pressure gauges, transmitters, transducers, and switches. In addition, it can be used as a check standard or to provide process measurements with data logging.

- Precision pressure measurement from 100 kPa (15 psi) to 70 MPa (10,000 psi)
- Accuracy to 0.02 % of full scale
- Easy-to-use, rugged construction for reliable performance
- Combine with a Fluke PTP or HTP pump kit or P551X comparison test pump for a complete pressure testing solution
- One year warranty

Fluke Calibration P5510 Pneumatic Comparison Test Pump



Fluke P5510

The P5510 Pneumatic Comparison Test Pump is designed for testing pressure measuring instruments against master test instruments. This cost effective instrument provides precise control for important calibration requirements and include many features found in our line of pneumatic deadweight testers. One year warranty.

Higher pressure ranges available:

Fluke P5513 Gas Comparison Test Pump
Pressure range 0 to 20 MPa (3k psi); Vacuum -80 kPa (-12 psi)

Fluke P5514 Gas Comparison Test Pump
Pressure range 0 to 70 MPa (10k psi)

Fluke P5515 Gas Comparison Test Pump
Pressure range 0 to 140 MPa (20k psi)

P5531 Dirt/Moisture Trap
Designed to mount directly on the deadweight tester and featuring an acrylic chamber for visibility of contaminates this unit utilises the standard test port adapters for easy instrument connections.

P5532 Dirt/Moisture Trap
This high pressure version is provided with an aluminium central chamber for safety and utilises the standard test port adapters.

Complete Bench Top Pressure Calibration Solution



Fluke 5514

Combine P5500 Comparison Test Pumps with one or more 2700G Reference Pressure Gauges for a complete 0.02% accuracy calibration system

The 2700G has an easy-to-use interface that allows you to configure the sampling rate, tare value, damping and auto off time interval as well as reset the min/max pressure.

The unique test port design of the P5500 Series allows for hand tight connection of the 2700G without the use of PTFE tape.

- **P5510:** integrated pneumatic hand pump with pressure generation to 300 psi (2 MPa), vacuum to -12 psi (-80 kPa)
- **P5513:** pneumatic pressure adjustment to 3,000 psi (21 MPa) with fine adjust inlet and outlet valves and precise screw press
- **P5514:** hydraulic pressure generation and adjustment to 10 k psi (70 MPa) with fine screw press and reservoir
- **P5515:** integrated hydraulic pressure generation and adjustment to 20 k psi (140 MPa) with high volume priming pump and fine screw press

Specifications

Model	Parameter/Range	Burst Rating ⁶	Hi Side Media ²	Lo Side Media ²	Reference Uncertainty ⁴
Differential					
750P00	0 to 1 in H ₂ O (0 to 2.5 mBar)	30X	Dry Air	Dry Air	± 0.15 %
750P01 ⁴	0 to 10 in H ₂ O (0 to 25 mBar)	3X	Dry Air	Dry Air	± 0.1 %
750P02	0 to 1 psi (0 to 70 mBar)	3X	Dry Air	Dry Air	± 0.050 %
750P22	0 to 1 psi (0 to 70 mBar)	3X	316 SS	Dry Air	± 0.050 %
750P03	0 to 5 psi (0 to 350 mBar)	3X	Dry Air	Dry Air	± 0.02 %
750P23	0 to 5 psi (0 to 350 mBar)	4X	316 SS	Dry Air	± 0.02 %
750P04	0 to 15 psi (0 to 1 bar)	3X	Dry Air	Dry Air	± 0.0175 %
750P24 ⁴	0 to 15 psi (0 to 1 bar)	4X	316 SS	Dry Air	± 0.0175 %
Gage					
750P05 ⁴	0 to 30 psi (0 to 2 bar)	4X	316 SS	N/A	± 0.0175 %
750P06 ⁴	0 to 100 psi (0 to 7 bar)	4X	316 SS	N/A	± 0.0175 %
750P27 ⁴	0 to 300 psi (0 to 20 bar)	4X	316 SS	N/A	± 0.0175 %
750P07	0 to 500 psi (0 to 35 bar)	4X	316 SS	N/A	± 0.0175 %
750P08	0 to 1000 psi (0 to 70 bar)	3X	316 SS	N/A	± 0.0175 %
750P09 ⁴	0 to 1500 psi (0 to 100 bar)	3X	316 SS	N/A	± 0.0175 %
750P2000	0 to 2000 psi (0 to 140 bar)	3X	316 SS	N/A	± 0.0175 %
High					
750P29 ⁴	0 to 3000 psi (0 to 200 bar)	3X	316 SS	N/A	± 0.0175 %
750P30	0 to 5000 psi (0 to 340 bar)	3X	316 SS	N/A	± 0.0175 %
750P31	0 to 10000 psi (0 to 700 bar)	2X	316 SS	N/A	± 0.0175 %
Absolute					
750PA3	0 to 5 psia (0 to 350 mBar)	4X	316 SS	N/A	± 0.03 %
750PA4 ⁴	0 to 15 psia (0 to 1 bar)	4X	316 SS	N/A	± 0.03 %
750PA5	0 to 30 psia (0 to 2 bar)	4X	316 SS	N/A	± 0.03 %
750PA6	0 to 100 psia (0 to 7 bar)	4X	316 SS	N/A	± 0.03 %
750PA27	0 to 300 psia (0 to 20 bar)	4X	316 SS	N/A	± 0.03 %
750PA7	0 to 500 psia (0 to 35 bar)	4X	316 SS	N/A	± 0.03 %
750PA8	0 to 1000 psia (0 to 70 bar)	3X	316 SS	N/A	± 0.03 %
750PA9	0 to 1500 psia (0 to 100 bar)	3X	316 SS	N/A	± 0.03 %
Vacuum					
750PV3	-5 psi (-350 mBar)	4X	316 SS	Dry Air	± 0.03 %
750PV4	-15 psi (-1 bar)	4X	316 SS	Dry Air	± 0.03 %
Dual					
750PD2	-1 to 1 psi (-70 to 70 mBar)	4X	316 SS	Dry Air	± 0.05 %
750PD3	-5 to 5 psi (-350 to 350 mBar)	4X	316 SS	Dry Air	± 0.03 %
750PD10	-10 to 10 psi (-700 to 700 mBar)	4X	316 SS	Dry Air	± 0.025 %
750PD4	-15 to 15 psi (-1 to 1 bar)	4X	316 SS	Dry Air	± 0.0175 %
750PD5	-15 to 30 psi (-1 to 2 bar)	4X	316 SS	N/A	± 0.0175 %
750PD50	-15 to 50 psi (-1 to 3.5 bar)	4X	316 SS	N/A	± 0.0175 %
750PD6	-15 to 100 psi (-1 to 7 bar)	4X	316 SS	N/A	± 0.0175 %
750PD7	-15 to 200 psi (-1 to 14 bar)	4X	316 SS	N/A	± 0.0175 %
750PD27	-15 to 300 psi (-1 to 20 bar)	4X	316 SS	N/A	± 0.0175 %

For a complete list of Fluke Pressure Modules, go to au.fluke.com/PCT

1. Total uncertainty, % of full span for temperature range 0 °C to +50 °C, one year interval. Total uncertainty, 1.0 % of full span for temperature range -10 °C to 0 °C, one year interval. No 6 month specification available for range -10 °C to 0 °C.
 2. "NONCORROSIVE GASSES" indicates dry air or non-corrosive gas as compatible media. "Stainless Steel 316-SS" indicates media compatible with Type 316 Stainless Steel.
 3. Specifications % of Full Span unless otherwise noted.
 4. Intrinsically Safe pressure module available in this pressure range

Contact your local distributor for price and availability.
www.fluke.com/au/wtb

Included Accessories

Fluke 2700G Gauges: 1/4 NPT Female to 1/4 BSP Male Adapter, 1/4 NPT Female to M20X1.5 Adapter, Universal AC Power Supply, USB Communication Cable, Manual on CD, Calibration Certificate showing traceability.

Optional: ISO 17025 Accredited Calibration available for 2700G and P551X/2700G models (add "/C" to the below model number).

Ordering Information

- 2700G-BG100K Reference Pressure Gauge, -15 to 15 PSI
- 2700G-BG200K Reference Pressure Gauge, -15 to 30 PSI
- 2700G-BG700K Reference Pressure Gauge, -12 to 100 PSI
- 2700G-BG2M Reference Pressure Gauge, -12 to 300 PSI
- 2700G-BG3.5M Reference Pressure Gauge, -12 to 500 PSI
- 2700G-BG7M Reference Pressure Gauge, -12 to 1000 PSI
- 2700G-G20M Reference Pressure Gauge, 0 to 3,000 PSI
- 2700G-G35M Reference Pressure Gauge, 0 to 5,000 PSI
- 2700G-G70M Reference Pressure Gauge, 0 to 10,000 PSI
- P5510-2M Pneumatic Comparison Test Pump
- P5513-20M Pneumatic Comparison Test Pump
- P5514-70M* Hydraulic Comparison Test Pump, Viton Seals 0-10 000 PSI (70 MPa)
- P5515-140M* Hydraulic Comparison Test Pump, Viton Seals 0 to 20 000 PSI (140 MPa)

Ethylene Propylene Seals option also available, add -EP to the above model.

- P5510-2700G-1 P5510 Pneumatic Calibrator, 2 MPA (300 PSI), 1 Gauge
- P5513-2700G-1 P5513 Pneumatic Calibrator, 20 MPA (3000 PSI), 1 Gauge
- P5514-2700G-1 P5514 Pneumatic Calibrator, 70 MPA (10,000 PSI), 1 Gauge
- P5515-2700G-1 P5515 Pneumatic Calibrator, 70 MPA (10,000 PSI), 1 Gauge

P551X-2700G Kits available with 3 gauge option, add -3 to the above model numbers.

- P5531 Dirt/Moisture Trap 0 to 500 PSI (35 bar)
- P5532 Dirt/Moisture Trap 0 to 3,000 PSI (210 bar)

Fluke Calibration P3000 Deadweight Testers



Fluke P3000



P3100 Hydraulic Deadweight Tester

Highly accurate oil deadweight tester with quick and easy-to use single and dual piston deadweight models

- Pressure ranges to 140MPa (20 k psi, 1400 bar)
- 0.015% of reading accuracy standard (0.008% optional)
- Built in pressure generation and adjustment
- Single or dual piston formats

P3200 Hydraulic Deadweight Tester

Hydraulic deadweight tester specially designed to use water as a test medium.

- Pressure ranges to 70MPa (10 k psi, 700 bar)
- 0.015% of reading accuracy standard (0.008% optional)
- Built in pressure generation and adjustment is standard
- Single or dual piston formats
- Water media

Accuracy*	
±0.015% of reading (±0.008% optional)	
*Accuracy based on % of reading from 10% to 100% of the piston range when used in accordance with the corrections found on the calibration certificate. Below 10% ± (accuracy class) x 10% of the piston range.	
Mass and PCU Materials of Construction	
Standard weight material	Series 3 non-magnetic austenitic stainless steel
Weight density	7.8 g/cm ³
Optional fractional weights	Solution heat treated aluminum
Weight density	2.7 g/cm ³
Models P3011, P3012, P3013, P3022, P3023, P3025 (V)	Piston Material: Ceramic Cylinder Material: Martensitic steel Coefficient of Expansion: 11 ppm/°C
Models P3014, P3015, P3025 (P) P3031, P3032 (P & V)	Piston Material: Tungsten carbide Cylinder Material: Martensitic steel Coefficient of Expansion: 16.5 ppm/°C

PressCal Software

PressCal software provides a quick and effective solution to enhance the pressure measurement uncertainty of Deadweight Testers. PressCal features an easy-to-use user interface that allows you to enter all the necessary corrections and parameters to accurately determine the pressure generated by the DWT.



PressCal also provides:

- Automatic certificate generation
- Real-time auditing
- Customer details management
- Choice of 12 pressure units

The P3000 Series is the culmination of over 50 years of experience in the production and design of high performance pressure standards. With features designed to improve accuracy and performance, increase reliability and simplify operation these deadweight testers can be used to calibrate virtually any pressure sensing device, including transducers, transmitters, gauges or pressure switches. All units provided with accredited calibration. One year warranty.

P3000 Pneumatic Deadweight Tester

High performance gas deadweight testers with unique suspended piston design for vacuum calibration.

- 0.015% of reading accuracy standard (0.008% optional)
- 3 to 500 psi (0.2 to 35 bar) pressure
- Optional low range 0.03 to 1 bar vacuum (1 to 30 inHg)
- Integrated vacuum and pressure pump available to 2 MPa (300 psi)

Recommended Accessories



Included Accessories

ISO 17025 Accredited Calibration Certificate, Operating Fluid (where applicable), Spare Seals, Adaptors for 1/8, 1/4, 3/8, 1/2 NPT and BSP, and Metric Adaptors (M20 and M14).

Ordering Information

* -P indicates built-in pump optional.

P3011-KPA-P*	Vacuum Deadweight Tester (-100 KPA)
P3011-INHG-P*	Vacuum Deadweight Tester (-30 INHG)
P3011-MBAR-P*	Vacuum Deadweight Tester (-1000 MBAR)
P3011-MMHG-P*	Vacuum Deadweight Tester (-760 MMHG)
P3012-KPA-P	Gas Deadweight Tester, 100 KPA, with Pump
P3012-MBAR-P	Gas Deadweight Tester, 1000 MBAR, with Pump
P3012-INH20-P	Gas Deadweight Tester, 400 INH20, with Pump
P3013-KPA-P	Gas Deadweight Tester, 200 KPA, with Pump
P3013-MBAR-P	Gas Deadweight Tester, 2000 MBAR, with Pump
P3013-INH20-P	Gas Deadweight Tester, 800 INH20, with Pump
P3014-KGCM2-P	Gas Deadweight Tester, 10 KGF/CM2, with Pump
P3014-PSI-P	Gas Deadweight Tester, 150 PSI, with Pump
P3014-KPA-P	Gas Deadweight Tester, 1000 KPA, with Pump
P3014-MPA-P	Gas Deadweight Tester, 1 MPA, with Pump
P3015-BAR-P*	Gas Deadweight Tester, 35 BAR
P3015-KGCM2-P*	Gas Deadweight Tester, 35 KGF/CM2
P3015-PSI-P*	Gas Deadweight Tester, 500 PSI
P3015-KPA-P*	Gas Deadweight Tester, 3500 KPA
P3015-MPA-P	Gas Deadweight Tester, 3.5 MPA

Fluke Calibration 700HPPK Pneumatic Test Pump Kit

NEW



Fluke 700HPPK



Generated 21 MPa (3000 psi) easily in the field, without liquid contamination or the hazard of a pressurised gas cylinder.

The Fluke Calibration 700HPPK Pneumatic Test Pump Kit generates and adjusts pneumatic pressures up to 21 MPa (3000 psi), without requiring a nitrogen bottle or other external pressure supply. It supplies pressure to devices under test (DUTs) that include transmitters, controllers, pilots, digital and analog gauges, and more. It's the perfect solution for generating high pressure in the field, where conditions and operating surfaces can vary.

The 700HPPK is the ideal choice for calibration technicians, test engineers, and instrument technicians working in industries like natural gas transmission and distribution, process, aerospace and defense, who need a simple-to-use, safe and portable pressure source that they can depend on in a wide variety of conditions.


The 700HPPK contains both a calibration manifold and high pressure pump to generate and finely adjust pressures. A second model, the 700HPP, is available for people who only prefer a high pressure source. Use the 700HPPK Test Pump Kits with 2700G Reference Pressure Gauges or 700G Precision Pressure Gauges for a complete pressure calibration solution.

- Generate and adjust pneumatic pressures up to 21 MPa (3000 psi)
- Rugged, portable and stable enough to go anywhere on any surface
- Reaches pressure in 20 seconds to full scale into a 30 cm³ volume
- Detachable pressure adjustment system for adjusting pressure, connecting reference and test devices on bench and in the field, and isolating and venting pressure
- Easily switch out reference gauges without requiring PTFE tape or tools
- 2 metre pressure line and assorted pressure fittings enable a wide variety of possible connections
- In-line filter and desiccant systems protect device from contamination from the DUT
- One year warranty

Specifications

General specifications	700HPP	700HPPK
Maximum working pressure	21 MPa, 3000 psi	
Time to generate full scale pressure with 10 cc volume (g)	20	
Weight	5.5 kg	7.2 kg
Dimensions	66 x 25 x 13 cm	66 x 30.5 x 13 cm
Reference gauge connection	1/4 NPT, quick connect	
Inlet supply contaminations protection filter	Desiccant filter	
DUT contamination protection filter	-	100 micron
Fine adjustment resolution	-	0.05 % reading
Maximum leak rate	-	0.01 % reading

Recommended Accessories



Included Accessories

Fluke Calibration 700HPPK: Canvas Carrying Bag, High Pressure Pneumatic Quick Service Kit (seals for pump), Dry Pac Refill, Silicone Grease, High Pressure Hose, Test Port Adapters

Ordering Information

700HPPK-NPT	High Pressure Pneumatic Pump/Comparator, 21 MPA (3000 psi)
700HPP-NPT	High Pressure Pneumatic Test Pump, 21 MPA (3000 psi), NPT
700HPPK-BSP	High Pressure Pneumatic Test Pump/Comparator, 21 MPA (3000 psi), BCP
700HPP-BSP	High Pressure Pneumatic Test Pump, 21 MPA (3000 psi), BSP
700HPPK-MET	High Pressure Pneumatic Pump/Comparator, 21MPA (3000 psi), Metric
700HPP-MET	High Pressure Pneumatic Test Pump, 21MPA (3000 psi), Metric

For more information, go to <http://au.flukecal.com>

Fluke Calibration 3130 Portable Pressure Calibrator



Fluke P3130



The Fluke 3130 Portable Pneumatic Pressure Calibrator is ideal for calibrating pressure transmitters, transducers, gauges and similar devices. The Fluke 3130 contains everything you need to generate, control and measure pressure, as well as read the output of the device under test.

- Measure and generate pressures from vacuum to 2 MPa (300 psi, 20 bar)
- Internal pump can generate vacuum to -80 kPa (-12 psi, -0.8 bar) or pressure to 2 MPa (300 psi, 20 bar)
- Supply pressure connection allowing the use of external gas supply up to 2 MPa (300 psi, 20 bar)
- Measure or generate 4-20 mA
- Measure 0 to 30 V DC
- Compatible with Fluke 750P Pressure Modules
- Variable volume for fine adjustment of pressures

- Pressure measurement accuracy of $\pm (0.025\% \text{ reading} + 0.01\% \text{ FS})$
- Electrical measurement and 24 volt supply for close looped calibrations
- One year warranty

Specifications

Environmental	
Temperature	Operating: -10 °C to +50 °C; Storage: -20 °C to +60 °C
Physical	
Size in cm (LxWxD) and Weight	38.7 x 30.5 x 17.8, 7.7 kg
EMI/RFI Conformance	EN61326:2006 Annex A
Connectors/Ports	1/8 in NPT (External supply port and test port)
Ranges	
Pressure (internal pump)	-80 kPa to 2 MPa (-12 to 300 psi, -0.8 to 20 bar)
Pressure (external air)	0 to 2 MPa (0 to 300 psi, 0 to 20 bar)
mA	0 to 24.000 mA
Volts	0 to 30.000 V DC
Instrumental Measurement Uncertainty	
Pressure	0.025 % of reading \pm 0.01 % FS
mA	0.015 % of reading \pm 0.002 mA
Volts	0.015 % of reading \pm 0.002 V

Fluke Calibration 2271A Industrial Pressure Calibrator

NEW



Fluke 2271A



Everything you need to calibrate and test pressure transmitter gauges, all in one box

The Fluke Calibration 2271A Industrial Pressure Calibrator provides a complete, automated pressure testing solution for calibrating a wide variety of pressure gauges and sensors. Its modular design, allows it to be configured to meet different needs and budgets and expanded to cover a broad workload.

- Calibrate a wide range of gauges and sensors with a single instrument
- Wide measurement range from -100 kPa to 20 MPa (-15 to 3000 psi)
- Removable pressure measurement modules make it easy to change or add measurement ranges
- Integrated electrical measurement module with HART communication provides a complete solution for calibrating pressure transmitters
- Built-in dual test ports enable you to connect multiple devices under test (DUTs)
- 0.02 % FS pressure measurement uncertainty
- One year warranty

Recommended Accessories

Fluke 3130



750PK
Pressure Module
See page 124



CPS-2270-20M-P3K
Contamination Prevention System, P3000 Test Port Connection

Fluke 2271A



CASE-2271
Shipping Case



CPS-2270-20M-P3K
Contamination Prevention System, P3000 Test Port Connection



CPS-2270-20M-HC20
Contamination Prevention System 20 MPa, HC20 Test Port Connection

PK-2271-NPT-HC20/P3K
Lines and Fittings Kit, 2271A NPT-HC20/P3K



PK-2271-BSP-HC20/P3K
Lines and Fittings Kit, 2271A-BSP-HC20/P3K

PMM-CAL-KIT-20M
Pressure Measurement Module Calibration Kit

Included Accessories

Fluke Calibration 3130: Ruggedised Case, Rechargeable, NiMH Battery, Test Leads, Operating Manual.

Fluke Calibration 2271A: Mains Power Cord, Pressure Measurement Module, Electrical Measurement Module, Safety Information, Manual (CD), Test Port Adapters.

Ordering Information

3130-G2M	Portable Gas Pressure Calibrator
3130-G2M/C	Portable Gas Pressure Calibrator with Accredited Calibration
2271A-NPT-HC20	Industrial Pressure Calibrator Chassis, NPT Manifold, HC20 Test Port Connections
2271A-NPT-P3K	Industrial Pressure Calibrator Chassis, NPT Manifold, P3000 Test Port Connections
2271A-BSP-HC20	Industrial Pressure Calibrator Chassis, BSP Manifold, HC20 Test Port Connections

For more information, go to <http://au.flukecal.com>



VIBRATION AND ALIGNMENT

Fluke 805 FC Vibration Meter

Forget the pens, think meter



Fluke 805 FC



The Fluke 805 FC is not a vibration pen; it's a meter. A Fluke meter that eliminates the confusion of vibration screening and provides reliable measurements you can trust to make critical go or no-go maintenance decisions. With the Fluke 805 FC, you can identify the strength and severity of vibration and easily track the data over time to monitor an asset's condition.

- Innovative sensor design minimises measurement variations caused by device angle or contact pressure
- Consistent data quality at both low and high frequency ranges
- Four-level severity scale assesses urgency of problems for overall vibration and bearing condition
- Exportable data via USB
- Trending in Microsoft® Excel using pre-built templates
- Overall vibration measurement (10 Hz to 1,000 Hz) for acceleration, velocity and displacement units of measurement for a wide variety of machines
- Crest Factor+ technology provides reliable bearing assessment using direct sensor tip measurements between 4,000 Hz and 20,000 Hz
- Compare vibration levels with ISO-10816 severity scales and store results to the Fluke Connect Cloud
- Get authorisation to take next steps in an instant if machine health is at risk via Fluke Connect™ Share-Live™ video call
- Coloured lighting system (green, red) and on-screen comments indicate how much pressure needs to be applied to take measurements
- Temperature measurement with Spot Infrared Sensor increases diagnostic capabilities
- On-board memory holds and saves up to 3,500 measurements
- Flashlight for viewing measurement locations in dark areas
- One year warranty

Specifications

Vibration meter	Low frequency range (overall measurement)	10 Hz to 1,000 Hz	
	High frequency range (CF+ measurement)	4,000 Hz to 20,000 Hz	
	Severity levels	Good, Satisfactory, Unsatisfactory, Unacceptable	
	Vibration limit	50 g peak (100 g peak-peak)	
	A/D converter	16-bit	
	Signal to noise ratio	80 dB	
	Sampling rate	Low frequency: 20,000 Hz; high frequency: 80,000 Hz	
	Real time clock backup	Coin battery	
	Sensor	Sensitivity	100 mV / g ± 10%
		Measurement range	0.01 g to 50 g
Low frequency range (overall measurement)		10 Hz to 1,000 Hz	
High frequency range (CF+ measurement)		4,000 Hz to 20,000 Hz	
Resolution		0.01 g	
Accuracy		At 100 Hz ± 5 % of measured value	
Amplitude units	Acceleration	g, m/sec ²	
	Velocity	in/sec, mm/sec	
	Displacement	mils, mm	
Infrared thermometer (temperature measurement)	Range	-20 °C to 200 °C	
	Accuracy	± 2 °C	
	Focal length	Fixed, at ~3.8 cm	
External sensor (Fluke supports, but doesn't provide, external sensors)	Frequency range	10 Hz to 1,000 Hz	
	Bias voltage (to supply power)	20 V DC to 22 V DC	
	Bias Current (to supply power)	Maximum 5 mA	
Firmware	External interfaces	USB 2.0 (full speed) communication	
	Data capacity	Database on internal flash memory	
	Memory	Up to 3,500 measurements	
Environmental	IP rating	IP54	
	Drop test	1 metre	
General specifications	Battery type	AA (2) Alkaline or Lithium-ion 2 V DC	
	Battery life	250 measurements	
	Size (LxWxH) and Weight	25.72 cm x 16.19 cm x 9.84 cm, 1.16 kg	
	Connectors	USB mini-B 7-pin, stereo audio output jack (3.5 mm Audio Plug), external sensor jack (SMB connector)	

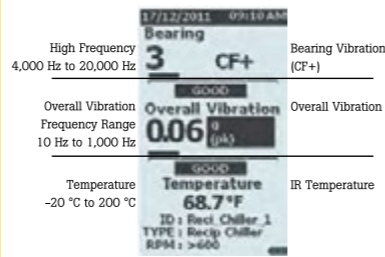
Recommended Accessories



Fluke 805ES
External Assembly Vibration Sensor
See page 162

What is Crest Factor+?

Crest Factor (CF) is used to identify bearing faults and is the ratio of the peak value/RMS value of a time domain vibration signal. A key limitation of using Crest Factor is that it does not increase linearly as the bearing degrades. In fact, it can actually decrease as a bearing nears failure due to large RMS values. To overcome this limitation, Fluke uses a proprietary algorithm known as Crest Factor + (CF+). CF+ values range from 1 to 16. As the bearing condition worsens, the CF+ value increases. Fluke has also included a four-level severity scale that identifies the bearing health as Good, Satisfactory, Unsatisfactory or Unacceptable.



Exporting and trending in Excel

Import measurements from the 805 FC to Excel on your PC in order to trend the bearing parameters: overall vibration, CF+, and temperature. The user can now see a clear picture of the changing bearing condition and deteriorating health of the machine.



Sample trend plot using the Fluke 805 FC trending template.

Included Accessories

USB Cable, Storage Case, Belt Holster, Quick Reference Guide, CD-ROM (includes MS Excel Template and Documentation) and two AA Batteries.

Ordering Information

- FLUKE-805FC** Fluke Connect® Vibration Meter
- FLUKE 805ES** External Vibration Sensor for 805 Vibration Meter

Contact your local distributor for price and availability.
www.fluke.com/au/wtb

Fluke 810 Vibration Tester

Take a vibration expert along



Fluke 810



Get answers now!

The Fluke 810 Vibration Tester is the most advanced troubleshooting tool for mechanical maintenance teams who need an answer now. It is a unique new kind of troubleshooting tool, engineered to detect and evaluate the most common mechanical problems.

The Fluke 810 Vibration Tester uses a simple step-by-step process to report on machine faults the first time measurements are taken, without prior machine history.

- Easily determine the root cause, location and severity of common mechanical faults
- Efficiently prioritise and plan equipment repair or replacement
- Effectively deploy maintenance resources at the point of greatest impact
- Three year warranty

Simple 3 Step Process

The Fluke 810 helps you locate and diagnose common mechanical problems and prioritise repair actions in three simple steps:



- 1. Setup:** Vibration testing has never been easier. The Fluke 810 asks for basic machine information you already know, like RPM and horsepower. Its onboard info feature gives you field tips for setting up and taking measurements like a professional.
- 2. Measure:** The Fluke 810 easily fits into your maintenance routine. Use it to quickly troubleshoot problems or monitor machine condition.
- 3. Diagnose:** Fix it right the first time with the press of a button, the Fluke 810 identifies the root cause, its location, and the problem's severity.

Specifications

Diagnostic specifications	
Analysis for	Motors, fans, blowers, belts and chain drives, gearboxes, couplings, centrifugal pumps, piston pumps, sliding vane pumps, propeller pumps, screw pumps, rotary thread/gear/lobe pumps, piston compressors, centrifugal compressors, screw compressors, closed coupled machines, spindles
Standard faults	Unbalance, looseness, misalignment and bearing failures
Motor rotational speed range	200 rpm to 12000 rpm
Diagnosis details	Plain-text diagnosis, fault severity (slight, moderate, serious, extreme), repair details, cited peaks, spectra
Tester specifications	
IP rating	IP 54
A/D converter	4 channel, 24 bit
Dynamic range	128 dB
FFT resolution	800 lines
Battery	Lithium-ion, rechargeable, 8 hours operating life
Onboard storage capacity	2 GB internal + user accessible slot for additional storage
Sensor specifications	
Sensor type	Tri-axial accelerometer, 100 mV/g (± 5 %, 25 °C)
Tachometer specifications	
Tachometer type	Laser Diode Class 2

Recommended Accessories



810T
Non-Contact Precision Laser Tachometer
See Page 162



810S
Vibration Sensor
See Page 162



810QDC
Quick Disconnect Cable
See Page 162



SBP810
Battery Pack
See Page 162



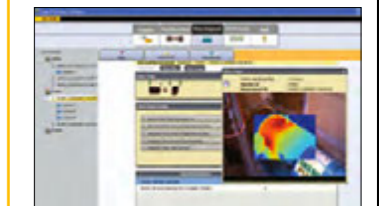
810SMM
Sensor Magnetic Mount
See Page 162



810SMP
Sensor Mounting Pads (Pack of 10)
See Page 162

Viewer PC Software

- Store and track your data
- Generate diagnostic reports and track the severity of your machine's condition
- Import and store JPEG images



Interactive, self-paced training on DVD

Learn more about the basics of vibration and how to fully utilise the features and functionality of the Fluke 810. Fluke has partnered with Mobius Institute, an industry leader in vibration training, to develop an interactive training DVD included with each Fluke 810.

Included Accessories

Tri-axial TEDS Accelerometer, Accelerometer Magnet Mount, Accelerometer Mounting Pad Kit with Adhesive, Accelerometer Quick Disconnect Cable, Laser Tachometer and Storage Pouch, Smart Battery Pack with Cable and Adapters, Shoulder Strap, Adjustable Hand Strap, Viewer PC Application Software, Mini-USB to USB Cable, Getting Started Guide, Illustrated Quick Reference Guide, User Manual CD, Instructional Training DVD, Hard Carrying Case.

Ordering Information

FLUKE-810 Vibration Tester

Contact your local distributor for price and availability.
www.fluke.com/au/wtb

Fluke 820-2 LED Stroboscope



Fluke 820-2



Rugged, easy-to-use, high intensity LED Stroboscope for stop motion diagnostics

The Fluke 820-2 LED Stroboscope is a simple, easy to use tool to stop motion for measurement and diagnostic purposes.

Investigate and observe potential mechanism failure with confidence on a variety of machinery, in a wide range of industries, without making physical contact with the machine. The Fluke 820-2 LED Stroboscope is a rugged, compact, portable strobe with high intensity LED head, ideal for stop motion diagnostics, mechanical troubleshooting, and process or product research and development.

- High intensity 7-LED array—4,800 Lux @ 6,000 FPM/30cm
- High efficiency LED solid-state light source with uniform flash characteristics allow for higher flash rates—30–300,000 FPM (flashes per minute)
- Digital pulse width modulation for exceptionally sharp images at high speeds
- Rugged, durable design utilises solid-state LEDs with no filaments, gases, hollow cavities, or glass
- Quartz-accuracy control system provides high accuracy—0.02% (± 1 digit)
- Multi-line LCD display
- Check the rotating speed of machinery without physical contact or need for reflective tape
- Advance or retard flash timing for viewing gear teeth, cutting surfaces, repeats, or “drifting” equipment.
- Simple push button operation with 2x and +2 buttons for easy adjustment
- Two year warranty

Specifications

Size (HxWxL)	5.71 cm x 6.09 cm x 19.05 cm
Weight	0.24 kg
Temperature	Operating: 0 °C to +45 °C, Storage: -10 °C to +50 °C
Operating humidity (without condensation)	Non-condensing (< 10 °C) 90 % RH (10 °C to 30 °C) 75 % RH (30 °C to 40 °C) 45 % RH (40 °C to 50 °C)
Absorption/corrosion	30 °C, 95 % RH, 5 day Product functions normally
Operating altitude	Operating: 2,000 m, Storage: 12,000 m
Vibration	MIL-PRF-28800F Class 2
Impact resistance	1 metre drop
Miscellaneous	
Flash Frequency	
Range	30 to 300,000 FPM 0.5 to 5000 Hz
Accuracy	0.02 %
Resolution	30 to 999 FPM = 0.1 1000 to 300,000 = 1 0.5 Hz to 999 Hz = 0.1 1000 Hz to 5000 Hz = 1
Frequency setting	FPM or Hz
Light	
Colour	Approx 6500 K
Emission output	4,800 lx @ 6000 FPM at 30 cm
Method	
External trigger	Connector to externally control trigger
High level	3 V to 32 V
Low level	< 1 V

Use the 820-2 LED Stroboscope for:

- Turbines that vary in speed and change speed frequently
- Variable Frequency Drive motors that vary in speed, but do not change frequently
- Find belt rotation speed and look for belt slippage
- Find machine element components – fan blades, pump vanes, compressor screws and gear teeth
- RPM measurement and requery investigation
- Slip measurement



Included Accessories

External Trigger Input Connector, Hard Carrying Case, Quick Reference Guide, Statement of Quality and three AA Batteries.

Ordering Information

FLK-820-2 LED Stroboscope

Contact your local distributor for price and availability.
www.fluke.com/au/wtb

Fluke 830 Laser Shaft Alignment Tool



Fluke 830



The ideal test tool to precision-align rotating shafts in your facility.

The Fluke 830 Laser Shaft Alignment tool is easy-to-use, giving you fast, accurate and actionable answers that will keep your plant up and running. When it comes to laser shaft alignment, data is good but answers are better.

Unlike using the straightedge method or dial indicators the Fluke 830 performs the complicated alignment calculations for you, meaning you'll have the answers you need to quickly align your machine and get your plant up and running fast.

An enhanced user interface provides easy to understand results that don't require extensive alignment knowledge and the unique “All-in-One” result screen that shows you both coupling results and feet corrections (vertical and horizontal) in real terms making it easy to take corrective action. Since machine downtime is costly, test repeatability is critical.

- **Single laser measurement technology** means reduced errors from backlash resulting in better data accuracy
- **Intuitive guided user interface** quickly and easily complete machine alignments
- **Compass measurement mode** enables flexible, reliable and repeatable measurements using an activated electronic inclinometer
- **Dynamic machine tolerance** check provides continuous evaluation of alignment adjustments so you know when your machine in acceptable range
- **Unique extend mode** handles gross misalignment by virtually increasing laser detector size
- **Data protection** ensures your data is there when you need it with auto save and resume capability
- Two year warranty

Specifications

Computer	
CPU	Intel XScale PXA270 running at 312 MHz
Memory	64 MB RAM, 64 MB flash
Display	Type: TFT, transmissive (sunlight-readable), 65,535 colours, backlight LED Integrated light sensor for automated adjustment of the brightness to the display according to the lighting conditions which extends battery life Resolution: 320 x 240 pixel; Dimensions: 89 mm diagonal Keyboard elements: Setup, measure, diagnose, menu, clear, enter, back keys, navigation cursor cross, alphanumeric keyboard and on/off button
LED indicators	Multicolour LED for laser status and alignment condition
External interface	USB host and USB device (slave) Integrated wireless communication, transmitting power 100 mW RS232 (serial) for sensor AC adapter/charger socket
Environmental protection	IP 65 (dustproof and water spray resistant), shockproof Relative humidity 10 % to 90 %
Temperature	Operating temp: -10 °C to 50 °C, Storage temp: -20 °C to 60 °C
Dimensions and Weight	220 mm x 165 mm x 45 mm, 742 g
Sensor	
Measurement principle	Coaxial, reflected laser beam
Environmental protection	IP 67 (submersible, dustproof)
Ambient light protection	Yes
Temperature	Storage: -20 °C to 80 °C, Operating: 0 °C to 55 °C
Dimensions	107 mm x 70 mm x 49 mm
Weight	177 g
Laser	Type: Ga-Al-As semiconductor laser Wavelength (typical) 675 nm (red, visible) Safety class: Class 2, FDA 21 CFR 1000 and 1040 Beam power: < 1 mW Safety precautions: Do not look into laser beam

Recommended Accessories



FLUKE-830/MAGNET
Compact magnetic sensor/
prism mounting bracket
See Page 162

Recommended Kits

Buy more, Save more



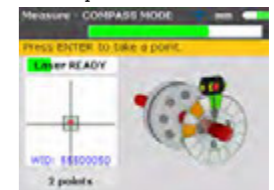
Fluke 830/SHIMS Precision Alignment Kit

For more details see page 162

Evaluate Alignment in 3 Simple Steps



1. Set-up



2. Measure



3. Diagnose

Included Accessories

Laser Sensor, Laser Prism, Chain-type Mounting Bracket with 150 mm Support Posts (2x), 300 mm Support Post (4x), Micro-fiber Cleaning Cloth, Sensor Cable, PC Cable, USB Drive, USB Cable, Tape Measure, Wireless Bluetooth Module, Power Adapter, Instruction Kit and Carrying Case.

Ordering Information

FLK-830 Laser Shaft Alignment Tool
FLUKE-830 /SHIMS Laser Alignment Tool Kit

Contact your local distributor for price and availability.
www.fluke.com/au/wtb

Intrinsically Safe Test Tools for Hazardous Areas

Intrinsically Safe is a protection method employed in potentially explosive atmospheres. Certificate IS tools are designed to prevent the release of sufficient energy to cause ignition of flammable material. IS standards apply to all equipment that can create one or more of a range of defined potential explosion sources.

ATEX – The primary intrinsically safe standard, which has been set in the European Union with the Directive 94/9/EC, commonly called ATEX (ATmosphères EXplosibles).



Fluke 28 IIEx Intrinsic Safe True-RMS Digital Multimeter

Now there's one intrinsically safe digital multimeter (DMM) you can use in IIC (gas) Zone 1 and 2 and IIC (dust) Zone 21 and 22 areas.

- CAT III 1000V/CAT IV 600V electrical safety rating

ANZEX 12.2008x Ex ia I Ma II 2 G Ex ia IIC T4



Fluke 568Ex Intrinsic Safe Infrared Thermometer

With a rugged, easy-to-use, ergonomic design, the Fluke 568Ex meets intrinsically safe certifications in Class I Div 1 and Div 2 or Zone 1 and 2 hazardous environments from recognised safety agencies around the world.

II 2 G Ex ia IIC T4



Fluke 707Ex Intrinsic Safe Loop Calibrator

The Fluke 707Ex is the ideal, stand alone tool for calibration and maintenance of 4-20 mA control loops. It provides 24V loop power while measuring mA, and lets you measure and source/stimulate mA with 1 µA resolution.

II 2 G Ex ia IIC T4



Fluke 718Ex Intrinsic Safe Pressure Calibrator

The Fluke 718Ex offers a convenient, self contained solution for pressure measurements and calibration. With its internal pressure sensor and pump, it's ready for immediate, stand alone use.

II 1 G Ex ia IIC T4



Fluke 721Ex Intrinsic Safe Precision Pressure Calibrator

The 721Ex Precision Pressure Calibrator with dual isolated pressure sensors is the ideal tool for gas custody transfer applications allowing you to take simultaneous static and differential pressure measurements with a single tool.

Ex ia IIB T3 Gb



Fluke 725Ex Intrinsic Safe Multifunction Process Calibrator

The Fluke 725Ex when combined with the Fluke 750PEX Pressure Modules, the 725Ex is able to calibrate almost any process instrument likely to need service in any area where explosive gases may be present.

II 1 G Ex ia IIB 171 °C



Fluke 750PEX Pressure Modules

The Fluke 750PEX Pressure Modules extend the measurement capabilities of the Fluke 725Ex Multifunction Process Calibrator. Pressure readings can be displayed in any of 8 different pressure units specified in the calibrator setup.

II 1 G Ex ia IIC T4



Fluke Calibration 155X Stik Thermometer

The 1551A/1552A "Stik" Thermometer is a digital substitute for your mercury-in-glass thermometers. Accurate and repeatable to ± 0.05 °C over its full range, the 1551A/1552A is the new gold standard of industrial temperature calibration.

ATEX/IECEX Zone 1 and 2

Fluke-700G Series Pressure Gauges

- Precision pressure measurement from ±10 inH2O/20 mbar to 10,000 psi/690 bar
- Absolute pressure measurement ranges 15, 30, 100, 300 psia
- Accuracy to 0.05 % of full scale
- Reference class gauge accuracies to 0.04 % of reading
- CSA; Class 1, Div 2, Groups A-D rating
- Log up to 8,493 pressure measurements to memory (requires 700G/TRACK software)
- Three-year warranty



II 3 G Ex IIB T6

For more information, see pages 122-123

Ordering Information

FLUKE-28IIEX/AU	Intrinsically Safe True-RMS Digital Multimeter
FLUKE-568EX	Intrinsically Safe Infrared Thermometer
FLUKE-707EX	Intrinsically Safe Loop Calibrator
FLUKE-718EX	Intrinsically Safe Pressure Calibrator
FLUKE-721EX	Intrinsically Safe Pressure Calibrator
FLUKE-725EX	Intrinsically Safe Multifunction Process Calibrator
FLUKE-750PEX	Intrinsically Safe Pressure Modules (750P: 01, 05, 06, 09, 24, 27, 29, A4Ex)
FLUKE-1551AEX	"Stik" Thermometer 1551A: -50 to 160C
FLUKE-1552AEX	1552A: -80 to 300C
FLUKE-700G	Pressure Test Gauges (23 ranges) 0 to 10 in H2O up to 10,000psi

Contact your local distributor for price and availability.
www.fluke.com/au/wtb

INTRINSICALLY SAFE



TEST LEADS, CLIPS AND PROBES

Model number	TL175	TL26A	TL40	TL71	TL75	TL76	TL221	TL222	TL224	TL910
Test Leads										
114/115/116/117	•	•	•	•	•	•	•	•	•	•
175/177/179	•	•	•	•	•	•	•	•	•	•
87V	•	•	•	•	•	•	•	•	•	•
287/289	•	•	•	•	•	•	•	•	•	•
8845/8846	•	•	•	•	•	•	•	•	•	•
120 Series	•	•	•	•	•	•	•	•	•	•
190 Series	•	•	•	•	•	•	•	•	•	•
323/324/325	•	•	•	•	•	•	•	•	•	•
370 Series, 381	•	•	•	•	•	•	•	•	•	•
705/707	•	•	•	•	•	•	•	•	•	•
712	•	•	•	•	•	•	•	•	•	•
715	•	•	•	•	•	•	•	•	•	•
716/717	•	•	•	•	•	•	•	•	•	•
718	•	•	•	•	•	•	•	•	•	•
725/726	•	•	•	•	•	•	•	•	•	•
787/789	•	•	•	•	•	•	•	•	•	•
1577/1587 FC	•	•	•	•	•	•	•	•	•	•
Clips and Probes										
AC175				•	•	•				
AC87							•	•	•	
AC89							•	•	•	
AC220							•	•	•	
AC280							•	•	•	
AC283							•	•	•	
AC285							•	•	•	
AC288							•	•	•	
FTP-1							•	•	•	
TLK290							•	•	•	
TLK291							•	•	•	
TP1							•	•	•	
TP2							•	•	•	
TP4							•	•	•	
TP38							•	•	•	
TP74							•	•	•	
TP80							•	•	•	
TP175							•	•	•	
TP220							•	•	•	
TP912										•
TP920				•	•					
T5 Starter Kit										(compatible with T5/T+/T+Pro/330 Series Clamp Meters)
TP165X										(compatible with 1503/1507/1577/1587 FC/1650/1660 Series)

ACCESSORIES



Test Lead/Probe-in-One



TL175 TwistGuard™ Test Leads

- Probes meet IEC 61010-031 requirements for safety
- Patented extendable tip guard meets CAT III 1000 V, CAT IV 600 V requirements while providing the flexibility you need for CAT II measurements
- Probes always show correct category rating for tip length being used



TL75 Hard Point™ Test Lead Set

One pair (red, black) comfort grip probes with PVC-insulated, right-angle shrouded 4 mm banana plugs.

- Safety rating: CAT II 1000 V, 10 A (CAT III 1000 V, CAT IV 600 V with protective cap)



TL71 Premium Test Lead Set

One pair (red, black) comfort grip probes with flexible silicone insulated, right-angle test leads.

- Heat and cold resistant
- Safety rating: CAT II 1000 V, 10 A (CAT III 1000 V, CAT IV 600 V with protective cap)



TL76 2mm/4mm Test Lead Set

One pair (red, black) silicone test leads with right angle shrouded 4 mm banana plugs.

- Removable lantern tip for easy access to terminal blocks, 2 mm diameter
- Safety rating: CAT II 1000 V, 10 A (CAT III 1000 V, CAT IV 600 V with protective cap)



TL40 Retractable Tip Test Lead Set

One pair (red, black) flexible silicone insulated test leads with sharp needle point tips adjustable to desired length from 0 mm to 76 mm.

- Extra hard probe tips to provide long service life
- Safety rating: CAT II 600 V, 3 A rating



TL26A 60 in 5-Way Test Lead Set

One pair (red, black) silicone-insulated leads with five different ways to connect.

- U-shaped nose for blade-shaped terminals
- Notched jaw for gripping screw heads, bare wire or terminals
- Serrated teeth for gripping threaded or wire-wrapped terminals
- Sharp needle cluster for piercing small gauge (#22-#28 AWG) wires
- Large piercing needle
- Safety rating: 30 V, 10 A



TL910 Electronic Test Probes

One pair (red, black) leads with very small tips to access hard-to-reach electronic test points.

- Includes three sets of spring-loaded gold tips and two sets of stainless steel tips
- Tip length up to 100 mm
- Tip diameter: 1 mm
- Safety rating: CAT II 1000 V, 3 A



TP912 Replacement Tips for TL910

Five sets of spring-loaded, tips to refurbish TL910 Electronic Test Probes.

- Very small 1 mm tips to access hard-to-reach electronic test points
- Probe tip length up to 100 mm
- Three sets of gold-plated and two sets of stainless steel tips



TP165X Remote Control Probe

Probe with integrated test button simplifies measurement when accessing hard-to-reach points.

- Probe designed for 1500 Series Insulation and 1650/1660 Series Installation Testers
- Tip length up to .735 in
- Tip diameter: 1 mm
- Safety rating: CAT II 1000 V, (CAT III 1000 V, CAT IV 600 V with protective cap), 10 A

Probe-in-one clips



AC288 SureGrip™ Terminal Block Probe

One pair (red, black) of probes features a retractable probe tip for connections to clamp and screw type terminal blocks.

- Designed for increased safety, while providing the flexibility to reach deep connection points
- 1 mm diameter probe tip extends out to 8.4 mm length
- Recommended for use with the TL224, TL222, TL221 test leads
- Safety rating: CAT III 1000 V, CAT IV 600 V



AC175 Alligator Clip Set

One pair (red, black) slide-on alligator clips.

- 8 mm clip opening
- Slide-on alligator clips are compatible with TL71, TL75, TL175 and TP175 test probes
- Safety rating: CAT IV 600 V, CAT III 1000 V, 10 A



TP920 Test Probe Adapter Set

Three pairs (red, black) push-on adapters.

- Includes IC test adapters, extended probe tips, and medium alligator clips
- Maximum opening 7.6 mm
- Safety rating: IC test adapter CAT II 300 V, extended probe tips CAT II 300 V, medium alligator clips CAT II 1000 V

Modular Test Leads



TL221 SureGrip™ Test Lead Extensions Set

One pair (red, black) silicone-insulated leads with safety-shrouded, 4 mm banana plugs.

- Couplers have female connectors on both ends
- Safety rating: CAT IV 600 V, CAT III 1000 V, 10 A



TL222 SureGrip™ Silicone Insulated Test Leads

One pair (red, black) silicone-insulated test leads (red, black) with safety-shrouded, 4 mm banana plugs.

- Right angle connectors on both ends



TL224 SureGrip™ Insulated Test Leads

One pair (red, black) silicone-insulated test leads with safety-shrouded 4 mm banana plugs.

- Right angle connector on one end and straight connector on the other
- Safety rating: CAT IV 600 V, CAT III 1000 V, 10 A



TL27 Heavy-duty Test Lead Set

One pair (red, black) rugged, EPDM-insulated test leads with safety-shrouded 4 mm banana plugs.

- Straight connectors on both ends
- Safety rating: CAT III 1000 V, 10 A

Test Lead Holder



H900 Test Lead Holder

Heavy-duty holder for conveniently storing test lead wires.

- Mounting holes for securing to wall or other surfaces
- For test lead wires up to 8 mm in diameter
- Overall dimensions (LxWxH): 279 mm x 89 mm x 32 mm

Modular Clips



AC285/-FTP SureGrip™ Alligator Clips

One pair (red, black) large alligator clips with insulated, nickel-plated steel jaws.

- Multi-purpose tooth pattern grips from fine gauge wire to a 20 mm bolt
- Safety rating: CAT IV 600 V, CAT III 1000 V, 10 A
- AC285-FTP includes AC285 and adapters for FTP-1 or FTPL-1 Fused Test Probes



AC220 SureGrip™ Alligator Clips

One pair (red, black) of small, insulated, nickel-plated jaws.

- Blunt tip grabs round screw heads up to 9.5 mm
- Safety rating: CAT IV 600 V, CAT III 1000 V, 10 A



AC280 SureGrip™ Hook Clips

One pair (red, black) nickel-plated hook-style clips.

- Hook opening 6.4 mm at front
- Base opening of 0.2 mm
- Safety rating: CAT IV 600 V, CAT III 1000 V, 3 A



AC283 SureGrip™ Pincer Clips

One pair (red, black) nickel-plated pincers open to 5 mm.

- 11.4 cm flexible insulated shaft
- Safety rating: CAT IV 600 V, CAT III 1000 V, 1 A



AC89 Heavy Duty Insulation Piercing Test Clip

Ideal probe for establishing accurate contact through insulation.

- Pierces 0.25 mm to 1.5 mm insulated wire
- Safety rating: 1000 V, 10 A



AC87 Heavy Duty Bus Bar Clip Set

One pair (red, black) flat, right angle clips designed for connecting to bus bars.

- Adjustable collar provides two ranges of jaw openings up to 30 mm
- Safety rating: CAT III 600 V, 5 A

Modular Test Probes



TP175 TwistGuard™ Test Probes

- Modular test probes of the popular TL175 Test Leads
- Patented extendable tip guard meets CAT III 1000 V, CAT IV 600 V requirements while providing the flexibility you need for CAT II measurements
- 2 mm (0.08 in) diameter stainless steel probe tips



TP220 SureGrip™ Industrial Test Probes

One pair (red, black) industrial test probes with stainless steel tip.

- Sharp, 12 mm tips
- Safety rating: CAT II 1000 V (CAT III 1000 V, CAT IV 600 V with protective cap), 10 A



TP1 Slim Reach™ Test Probes

One pair (red, black) slender probes with flat stainless steel blade to hold securely in blade-type electrical wall sockets.

- Tip length up to 14.7 mm
- Safety rating: CAT II 1000 V, 10 A (CAT III 1000 V, CAT IV 600 V with protective cap)



TP2 Slim Reach™ Test Probes

One pair (red, black) slender stainless steel probes for accessing closely-spaced or recessed terminals such as in electronic environments.

- 2 mm diameter tip
- Safety rating: CAT II 1000 V, 10 A (CAT III 1000 V, CAT IV 600 V with protective cap)



TP4 Slim Reach™ Test Probes

One pair (red, black) slender stainless steel probes for accessing closely-spaced or recessed electrical terminals.

- 4 mm diameter probe tip designed to fit securely into IEC (C13 and C14) electrical wall outlets
- Safety rating: CAT II 1000 V, 10 A



TP80 Electronic Test Probes

One pair (red, black) electronics test probes.

- IC-insulated cap prevents shortening of IC legs for probing high density components or boards
- Tip length up to 3.9 mm
- Tip diameter: 1 mm
- Safety rating: CAT III 1000 V, 1 A



TP74 Lantern Tip Test Probes

One pair (red, black) featuring nickel-plated brass ends.

- Banana-style 4 mm spring contacts
- Safety rating: CAT II 1000 V, 10 A (CAT III 1000 V, CAT IV 600 V with protective cap)



TP38 Slim Reach™ Test Probes

One pair (red, black) slender stainless steel probes for accessing closely-spaced or recessed terminals.

- Tip length: 24 mm which includes the insulated part of the tip
- Probe tip insulated to 4 mm from the end
- Safety rating: CAT IV 600 V, CAT III 1000 V, 10 A

Patch Cords



TL932 Patch Cords (90 cm)

One pair (red, black) multi-stacking banana plug patch cords, 90 cm long.

- Nickel-plated, 4 mm banana plugs
- 90 cm long PVC insulated leads
- 30 V RMS or 60 V DC, 15 A



TL930 Patch Cords (60 cm)

One pair (red, black) multi-stacking banana plug patch cords, 61 cm long.

- Nickel-plated, 4 mm banana plugs
- 61 cm long PVC insulated leads
- 30 V RMS or 60 V DC, 15 A



TL935 Patch Cords (60 cm, 90 cm, 120 cm)

Three sets (red and black pairs) of multi-stacking banana plug patch cords in different lengths.

- Nickel-plated, 4 mm banana plugs
- 60 cm, 90 cm, and 120 cm long PVC insulated leads
- 30 V RMS or 60 V DC, 15 A



TL940 Mini-Hook Test Leads

One pair (red, black) of test leads with multi-stacking 4 mm banana plugs and mini-hooks.

- Mini-hooks attach to component leads up to 1.5 mm diameter
- 90 cm long PVC insulated leads
- 30 V RMS or 60 V DC, 3 A



TL950 Mini-Pincer Test Leads

One pair (red, black) of test leads with multi-stacking 4 mm banana plugs and mini-pincers.

- Mini-pincers open to 2.3 mm
- 90 cm long PVC insulated leads
- 30 V RMS or 60 V DC, 3 A



TL960 Micro-Hook Test Leads

One pair (red, black) of test leads with multi-stacking 4 mm banana plugs and micro-hooks.

- Micro-hooks attach to component leads up to 1 mm diameter
- 90 cm long PVC insulated leads
- 30 V RMS or 60 V DC, 3 A



TL970 Hook and Pincer Set

- TL940 Mini-Hook Test Lead Set
- TL950 Mini-Pincer Test Lead Set
- TL960 Micro-Hook Test Lead Set

Test Lead Sets and Kits



FTP-1 / FTPL-1 SureGrip™ Fused Test Probes

- Built-in fuses for added protection
- 2 mm threaded probe tips include removable 4 mm lantern-style spring contacts
- FTPL-1 comes with a set of TL224 SureGrip™ Insulated Test Leads
- Safety rating: CAT II 1000 V (CAT III 1000 V, CAT IV 600 V with protective cap), 10 A



TL238 SureGrip™ Test Lead Set for High Energy Environments

This kit is specially designed for high energy environments. Three-piece kit:

- TP238 SureGrip™ Insulated Test Probe Set
- TP280 SureGrip™ Test Probe Extender
- TL224 SureGrip™ Insulated Test Leads
- Safety rating:
 - TP238 and TL224: CAT IV 600 V, CAT III 1000 V, 10 A
 - TP280: CAT III 1000 V, 10 A



TLK290 Flexible Socket Probe Set

Set includes three flexible socket probes and a large alligator clip for use with 4 mm shrouded test leads.

- Test probes are for use on motor and three-phase sockets
- Probes have flexible test points that fit securely between 4 mm and 8 mm sockets
- Safety rating: CAT II 1000 V, 8 A



TLK291 Fused Test Probe Set

One pair (red, black) fused test probes. Probes fit on modular leads or on fixed-lead test tools.

- Each probe contains a 500 mA/1000 V/50 kA fuse
- Safety rating: CAT IV 600 V, CAT III 1000 V



TEST LEAD SETS AND KITS

Model number	TL27	TL80A	TL81A	TL220	TL223	TL225	TL238	TLK-220	TLK-225	TLK287	TLK289	TLS430
Test Lead Sets and Kits												
114/115/116/117	•	•	•	•	•	•	•	•	•	•	•	•
27 II	•	•	•	•	•	•	•	•	•	•	•	•
175/177	•	•	•	•	•	•	•	•	•	•	•	•
179	•	•	•	•	•	•	•	•	•	•	•	•
87V	•	•	•	•	•	•	•	•	•	•	•	•
287/289	•	•	•	•	•	•	•	•	•	•	•	•
8845/8846	•	•	•	•	•	•	•	•	•	•	•	•
120/B Series	•	•	•	•	•	•	•	•	•	•	•	•
190/-II Series	•	•	•	•	•	•	•	•	•	•	•	•
323/324/325	•	•	•	•	•	•	•	•	•	•	•	•
370 Series, 381	•	•	•	•	•	•	•	•	•	•	•	•
705/707	•	•	•	•	•	•	•	•	•	•	•	•
712/713	•	•	•	•	•	•	•	•	•	•	•	•
715	•	•	•	•	•	•	•	•	•	•	•	•
716/717	•	•	•	•	•	•	•	•	•	•	•	•
718	•	•	•	•	•	•	•	•	•	•	•	•
725/726	•	•	•	•	•	•	•	•	•	•	•	•
787B/789	•	•	•	•	•	•	•	•	•	•	•	•
1577/1587 FC	•	•	•	•	•	•	•	•	•	•	•	•
Clips and Probes												
AC175		•	•									
AC87	•		•	•	•	•	•	•	•	•	•	•
AC89	•		•	•	•	•	•	•	•	•	•	•
AC220	•		•	•	•	•	•	•	•	•	•	•
AC280	•		•	•	•	•	•	•	•	•	•	•
AC283	•		•	•	•	•	•	•	•	•	•	•
AC285	•		•	•	•	•	•	•	•	•	•	•
FTP-1	•		•	•	•	•	•	•	•	•	•	•
TLK290			•	•	•	•	•	•	•	•	•	•
TLK291			•	•	•	•	•	•	•	•	•	•
TP1	•		•	•	•	•	•	•	•	•	•	•
TP2	•		•	•	•	•	•	•	•	•	•	•
TP4	•		•	•	•	•	•	•	•	•	•	•
TP38	•		•	•	•	•	•	•	•	•	•	•
TP74	•		•	•	•	•	•	•	•	•	•	•
TP80	•		•	•	•	•	•	•	•	•	•	•
TP175	•		•	•	•	•	•	•	•	•	•	•
TP220	•		•	•	•	•	•	•	•	•	•	•
TP912										•		
TP920			•									
T5 Starter Kit	(compatible with T5/T+/T+Pro/330 Series Clamp Meters)											
TP165X	(compatible with 1503/1507/1577/1587 FC/1650/1660 Series)											

(compatible with 430 Series II Power Quality Analyzers)

Test Lead Sets and Kits



TLK289 Industrial Master Test Lead Set

Designed for electrical and electronics testing including clips and probes for dependable contact with a variety of test points. Includes:

- One pair each (red, black)
 - AC285 Large Jaw Alligator Clips
 - AC220 Plunger Style Alligator Clips
 - AC280 SureGrip™ Hook Clips
 - TP220 SureGrip™ Industrial Test Probes
- TPAK ToolPak™
- 80BK-A Integrated DMM Temperature Probe
- C116 Soft Carrying Case



TL220 SureGrip™ Industrial Test Lead Set

Handy all-in-one set that includes essential test items for industrial environments. Three-item set includes:

- AC220 Plunger Style Alligator Clips
- TP220 SureGrip™ Industrial Test Probes CAT II 1000 V, 10 A without protective cap
- TL224 SureGrip™ Silicone Insulated Test Leads
- Safety rating: All CAT IV 600 V, CAT III 1000 V



TLK-220 SureGrip™ Industrial Test Lead Kit

Special-value SureGrip™ five-piece kit for industrial applications, in a roomy carrying case. Kit includes:

- AC220 Plunger Style Alligator Clips
- AC285 Large Jaw Alligator Clips
- TP220 SureGrip™ Industrial Test Probes
- TL224 SureGrip™ Insulated Test Leads
- C116 Zippered Vinyl Case with Moveable Divider
- Safety rating: CAT II 1000 V (CAT III 1000 V, CAT IV 600 V with protective cap), 10 A



TLK287 Electronics Master Test Lead Set

The perfect test lead set electronics test and design. Includes 11 items:

- Precision electronic probes with multiple spring-loaded sharp tips to maximise contact with SMD test points
- Micro-grabbers and leads to enable fine SMD testing
- Mini-alligator clips, grabbers, and probes
- Modular test leads and lead-probe combinations
- Couplers for long lead applications



TL80A Basic Electronic Test Lead Kit

The fundamental accessories for testing are included in this four-item kit.

- Medium alligator clip CAT II 1000 V, 10 A
- Extended probe tips CAT II 300 V, 3 A
- TL71 Premium Test Lead Set
- C75 Accessory Case



T5 Starter Kit

Special-value three-piece kit for the electrical professional with a Fluke T5 Voltage, Continuity and Current Tester. Kit includes:

- TP238 Insulated Test Probes
- AC285 Large Jaw Alligator Clips
- C33 Soft Carrying Case
- Safety rating: all CAT IV 600 V, CAT III 1000 V



TLK-225 SureGrip™ Master Accessory Set

Set includes all the SureGrip™ leads, clips, and probes in a handy roll-up pouch.

- This 13-item set includes:
- AC220 Plunger Style Alligator Clips
 - AC280 SureGrip™ Hook Clips
 - AC283 SureGrip™ Pincer Clips
 - AC285 Large Jaw Alligator Clips
 - TP175 TwistGuard™ Test Probes
 - TL224 SureGrip™ Insulated Test Leads
 - Six-pocket Storage Pouch
 - Safety rating: all CAT IV 600 V, CAT III 1000 V



TL5430 Test Leads and Alligator Clips

Test lead replacement set for the Fluke 430 Series II Three-Phase Power Quality Analysers.

- Set includes five each (4 black, 1 green) of test leads and alligator clips
- Safety rating: CAT IV 600 V, CAT III 1000 V



TL81A Deluxe Electronic Test Lead Kit

This 11-item kit includes pouch and two each (red, black) of:

- Test leads with a safety-shrouded, right angle banana connector on one end and a stainless steel test probe on the other. Rated up to 10 A.
- Insulated alligator clips. Rated up to 10 A
- Insulated probe tip extenders. Rated up to 3 A
- Modular test probes with banana jack connector. Rated up to 10 A
- Modular hook-style clip test leads. Rated up to 5 A
- Modular pinch-style clip test leads. Rated up to 5 A
- Modular alligator clips. Rated up to 10 A
- Slide-on IC probe tip adapters (rated up to 3 A) and test lead couplers
- Bare spade lug. Rated up to 10 A



TL223 SureGrip™ Electrical Test Lead Set

All-in-one set includes three test lead accessories:

- AC220 Plunger Style Alligator Clips
- TP1 Slim Reach Test Probes
- TL224 SureGrip™ Insulated Test Leads
- Safety rating: CAT II 1000 V, 10 A (CAT III 1000 V, CAT IV 600 V with protective cap)



TL225 SureGrip™ Stray Voltage Adapter Test Lead Kit

The Fluke TL225 adds low input impedance to a multimeter, desensitising it to low energy and eliminating ghost or stray voltages. Four-piece kit includes:

- SV225 Stray Voltage Adapter
- TL224 SureGrip™ Insulated Test Leads
- TP238 Insulated Test Probes
- C75 Accessory Case
- Safety rating: All CAT IV 600 V, CAT III 1000 V, 10 A



TEMPERATURE ACCESSORIES

Temperature Specifications										
	Bead		HVAC	Immersion	Surface	Air	Piercing	General purpose	Industrial surface	Pipe clamp
	80BK-A	80PK-1 80PJ-1	80PK-11	80PK-22	80PK-3A	80PK-24	80PK-25 80PT-25	80PK-26	80PK-27	80PK-8
Lowest temperature	-40 °C		-30 °C	-40 °C	0 °C	-40 °C	Type K: -40 °C Type T: -196 °C	-40 °C	-127 °C	-29 °C
Highest temperature	260 °C	105 °C	1090 °C	260 °C	816 °C	350 °C	816 °C	600 °C	149 °C	
Probe material	Type K wire with teflon insulation		Velcro	Inconel 600	Type K sensor with teflon body	Inconel	316 Stainless Steel	304 Stainless Steel	304 Stainless Steel	Type K sensor with pvc body
Probe length	1 m lead wire	1 m lead wire	19 m Velcro cuff	21.27 cm	9.525 cm	21.59 cm	10.16 cm	21.57 cm	20.32 cm	for pipes from 6.4 mm to 34.9 mm
Cable length	1 m	1 m	1 m	1 m	1.3 m	1 m	1 m	1 m	1 m	1 m
Connection	Standard banana jack	Molded thermocouple plug	Molded thermocouple plug	Molded thermocouple plug	Molded thermocouple plug	Molded thermocouple plug	Molded thermocouple plug	Molded thermocouple plug	Molded thermocouple plug	Molded thermocouple plug
SureGrip handle	No	No	No	Yes	No	Yes	Yes	Yes	Yes	No
Key feature	Ideal for initial troubleshooting. Can be secured in place with a magnet.		Velcro probe allows hands free temperature measurement.	For use in liquids or in gels.	Exposed junction for direct contact with flat or slightly convex surfaces.	Perforated baffle for air and non-caustic gas measurements.	Probe material safe for use in foods. Sharp tip pierces solid surfaces.	Use for general purpose air or surface measurements.	Low conductivity stainless steel minimizes thermal shunting. Extra rugged.	Clamps securely to pipe. Measurements are repeatable to 0.56 °C
Thermocouple types	K	K, J	K	K	K	K	K, T	K	K	K

Temperature Compatibility													
Model number	80AK-A	80BK-A	All 80PK Probes	80PJ-1/80PJ-9	80PT-25	80TK	80T-150UA	80PJ-EXT	80PK-EXT	80PT-EXT	80CK-M	80CJ-M	80PR-60
114/115/116/117	116	116	◆						▲		▲		
27 II						●	●		*		*		
175/177			*			●	●		*		*		
179	●	●	▲						▲		▲		
87V	●	●	▲						▲		▲		
287/289	●	●	▲						▲		▲		
8845/8846			*			●	●		*		*		
43B			*			●	●		*		*		
120/B Series			*			●	●		*		*		
190-II Series			*			●	●		*		*		
51/52/53/54 II			●	●	●			●	●	●	●	●	
63													66/68
714			●	●	●			●	●	●	●	●	
715			*			●	●		*		*		
725/726			●	●	●			●	●	●	●	●	
787B/789			*			●	●		*		*		
902	●	●	●						●				
1587 FC	●	●	▲						▲		▲		
1577	●		▲										
561			●										

● Compatible; * Requires 80TK; ▲ Requires 80AK-A; ◆116 only: requires 80AK-A

80PJ-1 or 80PK-1 Bead Probe

Type J or K thermocouple probe for general purpose applications. Ideal for troubleshooting.

- 1 mm probe with Teflon® insulation
- Measurement range: -40 °C to 260 °C

80PK-24 SureGrip™ Air Probe

Type K thermocouple probe for air and non-caustic gas measurements.

- 1 m lead
- 21.59 cm Inconel® probe
- Bead protected by perforated baffle
- Measurement range: -40 °C to 816 °C

80PR-60 RTD Temperature Probe

This probe expands the utility of an RTD non-contact infrared thermometer by simultaneously taking contact and non-contact temperature readings.

- For use with the Fluke 66 and 68 Infrared Thermometers
- 90 mm platinum 1 KW probe
- 3.5 mm phono type jack
- Measurement range: -40 °C to 260 °C

80PJ-9 or 80PK-9 General Purpose Probe

Type J or K thermocouple probe for air and non-caustic gases. The sharp tip pierces pipe insulation and the flat surface makes good contact.

- 15.25 cm stainless steel probe
- Measurement range: -40 °C to 260 °C

80PK-22 SureGrip™ Immersion Probe

Type K thermocouple probe for use in liquids and gels.

- 1 m lead
- 21.27 cm Inconel® probe
- Measurement range: -40 °C to 1090 °C

80PK-26 SureGrip™ Tapered Probe

Type K thermocouple probe with tapered tip for speedy air, surface, non-caustic gas, and liquid measurements.

- 1 m lead
- 203 mm stainless steel probe
- Measurement range: -40 °C to 816 °C

80PK-8 and 80PK-10 Pipe Clamp Probe

Type K thermocouple clamps securely to pipes for fast temperature and superheat measurements.

- Durable ribbon sensor
- 80PK-8 for pipe diameters 6.4 mm to 34.9 mm
- 80PK-10 for pipe diameters 32 mm to 64 mm
- Measurements are repeatable to 0.56 °C
- Measurement range: -29 °C to 149 °C

80PK-3A Surface Probe

Type K thermocouple with exposed junction for flat or slightly convex surfaces such as plates and rollers.

- 9.525 cm probe with Teflon® insulation
- Measurement range: 0 °C to 260 °C

80PK-11 Type-K Velcro® Thermocouple Probe

Type K Velcro cuff for use with any temperature-measuring instrument that accepts type K thermocouples.

- Use multiples and leave in place for route-based routine maintenance
- 48 cm Velcro® cuff
- Measurement range: -30 °C to 105 °C

80PK-27 SureGrip™ Industrial Surface Temperature Probe

Type K thermocouple probe for surfaces in rugged environments.

- 1 m lead
- 20.32 cm stainless steel probe
- Measurement range: -127 °C to 600 °C

80PK-18 Pipe Clamp Temperature Probe Kit

- Includes both 80PK-8 and 80PK-10 Type K clamps
- Provides full range of pipe measurement sizes
- Includes soft carrying case

80PK-25 or 80PT-25 SureGrip™ Piercing Probe

Type K or T thermocouple suitable for food industry, liquids, and gels. Sharp tip pierces solid surfaces.

- 1 m lead
- 10.16 cm stainless steel probe
- Measurement range:
 - Type K: -40 °C to 350 °C
 - Type T: -196 °C to 350 °C

80AK-A Thermocouple Adapter

Adapts type K thermocouple mini-connector to dual shrouded 4 mm banana plug inputs.

- Measurement range and accuracy: probe dependent
- Suitable for low voltage applications (below 30 V AC, 60 V DC)

80BK-A Integrated DMM Temperature Probe

Convenient, integrated type K thermocouple probe with standard shrouded 4 mm banana jack.

- Compatible with Fluke DMM with temperature measurement functions
- Measurement range: -40 °C to 260 °C

80TK Thermocouple Module

This module converts a DMM to a thermometer and is designed for use with type K thermocouples in low voltage applications.

- Voltage range: below 24 V AC, 60 V DC
- Measurement range: -50 °C to 1000 °C (probe dependent)

80T-150UA Universal Temperature Probe

Adapts any DMM using shrouded 4 mm banana plugs. This fast, accurate integrated probe is designed for low-voltage applications.

- For air, surface, and non-corrosive applications
- Voltage range: below 24V AC, 60V DC.
- 15.7 cm probe tip
- Measurement range: -50 °C to 150 °C
- Output: switchable, from 1 mV/°C to 1 mV/°F

CURRENT CLAMPS: AC

AC Current Clamp Specifications

AC current range	i200	i200s	i400	i400s	i800	i1000s	i3000s	i2000 Flex	i3000s Flex	i6000s
	1 A to 200 A	1 A to 200 A	1 A to 400 A	0.5 A to 400 A	1 A to 800 A	0.2 A to 1000 A	1 A to 3000 A	2 A to 2000 A	3 A to 3000 A	60 A to 6000 A
Accuracy	≤ 3% + 0.5 A 48 Hz to 65 Hz	≤ 1% + 0.5 A 48 Hz to 65 Hz	2% + 0.06 A 45 Hz to 400 Hz	.5 A to 40 A, 2% + .015 A, 5 A to 400 A, 2% + .04 A, 45 Hz to 400 Hz	0.1 A to 10 A ± 3% + .01 A, 10 A to 200 A ± 2%, 200 A to 800 A ± 1%	0.2 to 10 A: 3% + 0.1 A 10 A to 100 A: 2% + 0.5 A 100 A to 1000 A: 1% + 1 A 48 Hz to 65 Hz	1 to 30 A: 2% + 0.1 A 1 to 300 A: 2% + 0.5 A 1 to 3000 A: 2% + 2 A 48 Hz to 65 Hz	± 1% of range 45 Hz to 65 Hz Ranges: 20 A, 200 A, 2000 A	± 1% of range, 45 Hz to 65 Hz Ranges: 30 A, 300 A, 3000 A	± 1% of range 45 Hz to 65 Hz
Bandwidth (-3 dB)	40 Hz to 40 kHz	40 Hz to 40 kHz	5 kHz to 20 kHz	5 Hz to 10 kHz	30 Hz to 10 kHz (typical)	5 Hz to 100 kHz	10 Hz to 100 kHz	10 Hz to 20 kHz	10 Hz to 50 kHz	10 Hz to 50 kHz, (-3 dB)
Maximum conductor diameter	20 mm	20 mm	32 mm	32 mm	54 mm	54 mm	64 x 100 mm	177 mm	177 mm or 265 mm	193 mm or 289 mm
Maximum conductor size	150 mm ²	150 mm ²	400 mm ²	400 mm ²	2x 240 mm ² or 1x 500 mm ²	2x 240 mm ² or 1x 500 mm ²	64 mm	610 mm circumference	610 mm or 915 mm circumference	610 mm or 915 mm
Output levels	1 mA/A	10 mV/A 100 mV/A	1 mA/A	10 mV/A 1 mV/A	1 mA/A	1 mV/A 10 mV/A 100 mV/A	10 mV/A 1 mV/A 0.1 mV/A	100 mV/A 10 mV/A 1 mV/A	100 mV/A 10 mV/A 1 mV/A	50 mV/A 5 mV/A 0.5 mV/A
Output cable	1.5 m shrouded banana plugs	2 m to BNC termination	1.5 m shrouded banana plugs	2.5 m to BNC termination	1.6 m shrouded banana plugs	1.6 m to BNC termination	2.1 m to BNC termination	2 m with double shrouded banana plugs	2.1 m to BNC termination	2 m to BNC, 4 mm plug adapter supplied
Warranty	One-year	One-year	One-year	One-year	One-year	One-year	One-year	One-year	One-year	One-year
Safety rating	CAT III 600 V	CAT III 600 V	One-year CAT III 1000 V CAT IV 600 V	One-year CAT III 1000 V CAT IV 600 V	One-year CAT III 600 V	One-year CAT III 600 V	One-year CAT III 600 V	One-year CAT III 600 V	One-year CAT III 600 V	One-year CAT III 600 V

AC Current Clamp Selection Guide

	i200	i200s	i400	i400s	i800	i1000s	i3000s	i2000 Flex ¹	i3000s Flex
114/116		1 A to 200 A		0.6 A to 400 A*		0.6 A to 1000 A*	1 A to 3000 A	2 A to 2000 A	3 A to 3000 A
115/117	60 A to 200 A	1 A to 200 A	60 A to 400 A	0.6 A to 400 A*	60 A to 800 A	0.6 A to 1000 A*	1 A to 3000 A	2 A to 2000 A	3 A to 3000 A
233	60 A to 200 A	1 A to 200 A	60 A to 400 A	0.6 A to 400 A*	60 A to 800 A	0.6 A to 1000 A*	1 A to 3000 A	2 A to 2000 A	3 A to 3000 A
27II	2 A to 200 A	1 A to 200 A	2 A to 400 A	1 A to 400 A*	2 A to 800 A	0.1 A to 1000 A*	1 A to 3000 A	2 A to 2000 A	3 A to 3000 A
28II	1.8 A to 200 A	1 A to 200 A	1.8 A to 400 A	1.8 A to 400 A	1.8 A to 800 A	0.2 A to 1000 A*	2 A to 3000 A	2 A to 2000 A	3 A to 3000 A
77 IV		1 A to 200 A		1 A to 400 A*		0.1 A to 1000 A*	1 A to 3000 A	2 A to 2000 A	3 A to 3000 A
175/177/179	3 A to 200 A	1 A to 200 A	3 A to 400 A	1 A to 400 A*	3 A to 800 A	0.3 A to 1000 A*	3 A to 3000 A	2 A to 2000 A	3 A to 3000 A
1577/1587FC	3 A to 200 A	1 A to 200 A	3 A to 400 A	3 A to 400 A*	3 A to 400 A	0.3 A to 1000 A*	3 A to 3000 A	2 A to 2000 A	3 A to 3000 A
83V/88V	2 A to 200 A	1 A to 200 A	2 A to 400 A	1 A to 400 A*	2 A to 800 A	0.1 A to 1000 A*	1 A to 3000 A	2 A to 2000 A	3 A to 3000 A
87V	2 A to 200 A	1 A to 200 A	2 A to 400 A	2 A to 400 A*	2 A to 800 A	0.2 A to 1000 A*	2 A to 3000 A	2 A to 2000 A	3 A to 3000 A
287/289	1 A to 200 A	1 A to 200 A	1 A to 400 A	0.5 A to 400 A*	1 A to 800 A	0.2 A to 1000 A*	1 A to 3000 A	2 A to 2000 A	3 A to 3000 A
43B		1 A to 200 A		0.35 A to 400 A		0.1 A to 1000 A	1 A to 3000 A	2 A to 2000 A	3 A to 3000 A
434/435-II		1 A to 200 A		1.2 A to 400 A		0.3 A to 1000 A	1.2 A to 3000 A	i430Flex-TF-II	i430Flex-TF-II
120/B		1 A to 200 A		2.5 A to 400 A		0.25 A to 1000 A	2.5 A to 3000 A	2 A to 2000 A	3 A to 3000 A
190/-II		1 A to 200 A		1 A to 400 A		0.1 A to 1000 A	1 A to 3000 A	2 A to 2000 A	3 A to 3000 A
8808A	1 A to 200 A	1 A to 200 A	1 A to 400 A	0.5 A to 400 A*	1 A to 800 A	0.1 A to 1000 A*	1 A to 3000 A	2 A to 2000 A*	3 A to 3000 A*
8845A/8846A	1 A to 200 A	1 A to 200 A	1 A to 400 A	1 A to 400 A*	1 A to 800 A	0.2 A to 1000 A*	1 A to 3000 A	2 A to 2000 A*	3 A to 3000 A*
787B/789	50 A to 200 A	1 A to 200 A	50 A to 400 A	2 A to 400 A*	50 A to 440 A	0.2 A to 1000 A*	2 A to 3000 A	2 A to 2000 A	3 A to 3000 A

Current Clamps AC



i800 AC Current Clamp

This AC current clamp is designed to extend the current measuring capability of a digital multimeter to 800 A AC. It is compatible with a digital multimeter that accepts shrouded 4 mm banana plugs and has an AC milliamp range.

- Current range: 100 mA to 800 A RMS AC
- Frequency range: 30 Hz to 10 kHz (-3 dB)
- Safety rating: CAT III 600 V RMS



i400 AC Current Clamp

This high-safety current clamp for digital multimeters is a single range 400 A AC clamp that is designed to offer maximum utility in a very compact shape. The division ratio is 1000:1.

- Current range: 1 A to 400 A AC
- Frequency range: 5 kHz to 20 kHz (-3 dB)
- Safety rating: CAT IV 600 V, CAT III 1000 V



i400s AC Current Clamp

This high-safety compact current clamp with BNC output is a companion to a ScopeMeter or Power Quality Meter to measure up to 400 A AC.

- Current range: 0.5 A to 400 A AC
- Frequency range: 5 Hz to 10 kHz (-3 dB)
- Optional PM9081/001 Dual Banana Plug Male to Female BNC Adapter is available for digital multimeters
- Safety rating: CAT IV 600 V, CAT III 1000 V



i200 AC Current Clamp

This small-sized single-range current clamp features safety-shrouded 4 mm banana plugs. It is compatible with most Digital Multimeters or other current measurement devices that accepts shrouded 4 mm banana plugs and has an AC milliamp range.

- Current range: 1 A to 200 A AC
- Frequency range: 40 Hz to 40 kHz
- Safety rating: CAT III 600 V



i200s AC Current Clamp

This small-sized dual-range current clamp offers voltage output using a safety-insulated BNC connector. A dual banana-to-BNC adapter allows the clamp to be connected to meters with banana inputs.

- Current ranges: 0.1 A and 200 A AC switchable
- Frequency range: 40 Hz to 10 kHz
- Safety rating: CAT III 600 V



i2000 Flex AC Current Clamp

This current probe can be used to measure currents up to 2000 A when used in conjunction with multimeters, recorders, or data loggers. The flexible and lightweight measuring head allows quick and easy installation on thick and hard-to-reach areas.

- Current range: 20 A, 200 A, and 2000 A AC switchable
- Frequency range: 10 Hz to 20 kHz
- Safety rating: CAT III 600 V



i1000s AC Current Clamp

This large AC current clamp expands applications in industrial and power environments by connecting directly to an oscilloscope using a reinforced coaxial cable and an insulated BNC connector. It is ideal for measuring distorted current waveform RMS and harmonics.

- Current range: 0.1 A to 1000 A AC
- Frequency range: 10 Hz to +9100 kHz
- Accurate displays due to a passive filter that eliminates noise and ring on rapidly-rising di/dt waveforms
- Safety rating: CAT III 600 V



i3000s AC Current Clamp

This AC current clamp is designed as a clamp-on unit for use with Oscilloscopes. It also includes a dual banana to BNC adapter for use with multimeters with 4 mm banana input plugs.

- Current range: 1 A to 3000 A
- Frequency range: 10 Hz to 100 kHz
- Safety rating: CAT III 600 V



i3000s Flex-24 or -36 AC Current Clamp

i3000s Flex-24 is available in a convenient four-pack (i3000s Flex 4 Pack)

The flex clamp uses the Rogowski (air-cored coil) principle and can be used to measure three ranges of currents up to 3000 A when used in conjunction with oscilloscopes, recorders or data loggers. The flexible and lightweight measuring head allows quick and easy installation in hard-to-reach areas without batteries or an external power source. This clamp fits around large conductors and is available in 610 mm and 914 mm lengths.

- Current range: 30 A, 300 A, and 3000 A switchable
- Frequency range: 10 Hz to 50 kHz
- Safety rating: CAT III 600 V



i5s AC Current Clamp

Also available in a convenient three-pack (i5sPQ3)

This compact 5 A AC clamp, specially configured to provide low-current accuracy while taking measurements on secondary current transformers, expands the use of the Fluke 430 Series Three-Phase Power Quality Analysers.

- Current range: 10 mA to 5 A
- Frequency range: 40 Hz to 5 kHz
- Safety rating: CAT III 600 V (for insulated conductors only)



i6000s Flex-24 or -36 AC Current Clamp

This AC current clamp flexible and lightweight measuring head allows quick and easy installation in hard-to-reach areas without batteries or an external power source. This clamp fits around large conductors and is available in both 610 mm and 914 mm lengths.

- Current range: 60 A, 600 A, and 6000 A switchable
- Frequency range: 10 Hz to 50 kHz (-3 dB)
- Safety rating: CAT III 600 V

CURRENT CLAMPS: AC/DC

AC/DC Current Clamp Specifications

	80i-110s	i410	i1010	i30	i30s	i310s
DC range	0.1 A to 100 A	1 A to 400 A	1 A to 1000 A	30 mA to 30 A	30 mA to 30 A	0.1 A to 450 A
AC range	0.1 A to 70 A	1 A to 400 A	1 A to 600 A	30 mA to 20 A RMS	30 mA to 20 A RSM	0.1 A to 300 A
Accuracy	0.1 A to 10 A; AC to 1 kHz: ± 3% + 50 mA; up to 100 A add 15%; up to 20 kHz add 12%	3.5% + 0.5 A for DC or AC (45 to 400 Hz)	2% + 0.5 A for DC or AC (45 to 400 Hz)	± 1% of reading, ± 2 mA	± 1% of reading, ± 2 mA	30 A range: 1% + 50 mA 300 A range: 1% + 300 mA
Bandwidth (-3 dB)	100 kHz	3 kHz	10 kHz	dc to 20 kHz (-0.5 dB)	dc to 100 kHz (-0.5 dB)	dc to 20 kHz
Zero error adjustment
Maximum conductor diameter	11.8 mm	30 mm	30 mm	19 mm	19 mm	19 mm
Maximum conductor size	35 mm ²	1x 400 mm ² or 2x 240 mm ²	1x 400 mm ² or 2x 240 mm ²	120 mm ²	120 mm ²	120 mm ²
Output levels	10 mV/A, 100 mV/A	1 mV/A	1 mV/A	100 mV/A	100 mV/A	1 mV/A, 10 mV/A
Output cable	1.6 metre with BNC termination	1.2 metre with shrouded banana plugs	1.2 metre with shrouded banana plugs	1.5 metre with shrouded dual banana plugs	2 metres with BNC termination	2 metres with BNC termination and a BNC to safety shrouded banana adapter
Battery life	40 hours	60 hours	60 hours	30 hours	30 hours	30 hours
Warranty	One-year	One-year	One-year	One-year	One-year	One-year
Safety	CAT II 600 V; CAT III 300 V	CAT III 600 V	CAT III 600 V	CAT III 300 V	CAT III 300 V	CAT III 300 V

AC/DC Current Clamp Selection Guide

	80i-110s	i410	i1010	i30	i30s	i310s
114/115/116/117	0.1 A to 100 A DC/0.1 A to 70 A AC*	1.4 A to 400 A DC/6 A to 400 A AC	1.4 A to 1000 A DC/6 A to 600 A AC	30 mA to 30 A DC/60 mA to 20 A AC	30 mA to 30 A DC/60 mA to 20 A AC	0.1 A to 450 A DC/0.6 A to 300 A AC
233	0.1 A to 100 A DC/0.1 A to 70 A AC*	1.4 A to 400 A DC/6 A to 400 A AC	1.4 A to 1000 A DC/6 A to 600 A AC	30 mA to 30 A DC/60 mA to 20 A AC	30 mA to 30 A DC/60 mA to 20 A AC	0.1 A to 450 A DC/0.6 A to 300 A AC
27II	0.1 A to 100 A DC/0.1 A to 70 A AC*	1 A to 400 A DC/1 A to 400 A AC	1 A to 1000 A DC/1 A to 600 A AC	30 mA to 30 A DC/30 mA to 20 A AC	30 mA to 30 A DC/30 mA to 20 A AC	0.1 A to 450 A DC/0.1 A to 300 A AC
28II	0.1 A to 100 A DC/0.2 A to 70 A AC*	1 A to 400 A DC/6 A to 400 A AC	1 A to 1000 A DC/6 A to 600 A AC	30 mA to 30 A DC/60 mA to 20 A AC	30 mA to 30 A DC/60 mA to 20 A AC	0.1 A to 450 A DC/2 A to 300 A AC
77-IV	0.1 A to 100 A DC/0.1 A to 70 A AC*	1 A to 400 A DC/5 A to 400 A AC	1 A to 1000 A DC/5 A to 600 A AC	30 mA to 30 A DC/40 mA to 20 A AC	30 mA to 30 A DC/40 mA to 20 A AC	0.1 A to 450 A DC/0.4 A to 300 A AC
175/177/179	0.11 A to 100 A DC/0.3 A to 70 A AC*	1.6 A to 400 A DC/30 A to 400 A AC	1.6 A to 1000 A DC/30 A to 600 A AC	30 mA to 30 A DC/300 mA to 20 A AC	30 mA to 30 A DC/300 mA to 20 A AC	0.1 A to 450 A DC/3 A to 300 A AC
1577/1587 FC	0.1 A to 100 A DC/0.3 A to 70 A AC*	1.2 A to 400 A DC/30 A to 400 A AC	1.2 A to 1000 A DC/30 A to 600 A AC	30 mA to 30 A DC/300 mA to 20 A AC	30 mA to 30 A DC/300 mA to 20 A AC	0.1 A to 450 A DC/3 A to 300 A AC
83V/88V	0.1 A to 100 A DC/0.1 A to 70 A AC*	1 A to 400 A DC/1 A to 400 A AC	1 A to 1000 A DC/1 A to 600 A AC	30 mA to 30 A DC/30 mA to 20 A AC	30 mA to 30 A DC/30 mA to 20 A AC	0.1 A to 450 A DC/1 A to 300 A AC
87V	0.1 A to 100 A DC/0.2 A to 70 A AC*	1 A to 400 A DC/20 A to 400 A AC	1 A to 1000 A DC/20 A to 600 A AC	30 mA to 30 A DC/200 mA to 20 A AC	30 mA to 30 A DC/200 mA to 20 A AC	0.1 A to 450 A DC/2 A to 300 A AC
287/289	0.1 A to 100 A DC/0.1 A to 70 A AC*	1 A to 400 A DC/1 A to 400 A AC	1 A to 1000 A DC/1 A to 600 A AC	30 mA to 30 A DC/30 mA to 20 A AC	30 mA to 30 A DC/30 mA to 20 A AC	0.1 A to 450 A DC/0.1 A to 300 A AC
123/124	0.1 A to 100 A DC/0.25 A to 70 A AC	1 A to 400 A DC/25 A to 400 A AC**	1 A to 1000 A DC/25 A to 600 A AC**		30 mA to 30 A DC/250 mA to 20 A AC	0.1 A to 450 A DC/2.5 A to 300 A AC
190 Series II	0.1 A to 100 A DC/0.1 A to 70 A AC	1 A to 400 A DC/5 A to 400 A AC**	1 A to 1000 A DC/5 A to 600 A AC**	30 mA to 30 A DC/50 mA to 20 A AC**	30 mA to 30 A DC/50 mA to 20 A AC	0.1 A to 450 A DC/0.5 A to 300 A AC
8808A	0.1 A to 100 A DC/0.1 A to 70 A AC*	1 A to 400 A DC/2 A to 400 A AC	1 A to 1000 A DC/2 A to 600 A AC	30 mA to 30 A DC/30 mA to 20 A AC	30 mA to 30 A DC/30 mA to 20 A AC	0.1 A to 450 A DC/0.2 A to 300 A AC
8845A/8846A	0.1 A to 100 A DC/0.1 A to 70 A AC*	1 A to 400 A DC/1 A to 400 A AC	1 A to 1000 A DC/1 A to 600 A AC	30 mA to 30 A DC/30 mA to 20 A AC	30 mA to 30 A DC/30 mA to 20 A AC	0.1 A to 450 A DC/0.1 A to 300 A AC
705/707	0.1 A to 100 A DC, no AC*	4 A to 400 A DC, no AC	4 A to 1000 A DC, No AC	40 mA to 30 A DC, no AC	40 mA to 30 A DC, no AC	0.4 A to 450 A DC, no AC
715	0.1 A to 100 A DC, no AC*	4 A to 400 A DC, no AC	4 A to 1000 A DC, No AC	40 mA to 30 A DC, no AC	40 mA to 30 A DC, no AC	0.1 A to 450 A DC, no AC
787/789	0.1 A to 100 A DC/0.2 A to 70 A AC*	1 A to 400 A DC/20 A to 400 A AC	1 A to 1000 A DC/20 A to 600 A AC	30 mA to 30 A DC/200 mA to 20 A AC	3 mA to 30 A DC/200 mA to 20 A AC	0.1 A to 450 A DC/2 A to 300 A AC

* Requires PM9081 Adapter
** Requires PM9082/001 Adapter



i410 AC/DC Current Clamp

This battery-powered Hall-effect probe measures 1 A to 400 A with large-claw clamp that gives access to difficult-to-reach areas. It is compatible with most multimeters and other devices that measure AC and DC current and accepts shrouded 4 mm banana plugs.

- On/Off LED indicator
- AC and DC current range: 1 A to 400 A
- Frequency range: 3 kHz
- Safety rating: CAT III 600 V



i410-KIT AC/DC Current Clamp and Carry Case Kit

This special-value kit for electrical professionals adds AC and DC current measurement capabilities to a digital multimeter. A roomy carrying case holds a meter and the current clamp plus test leads, probes and manuals. Kit includes:

- i410 AC/DC Current Clamp
- C116 Soft Carrying Case



i1010 AC/DC Current Clamp

This clamp measures both AC and DC currents with a large-jaw, battery-powered Hall-effect probe that gives access to difficult-to-reach areas. It is compatible with most Fluke multimeters and any other devices that measure AC and DC current and accept shrouded 4 mm banana plugs.

- On/Off LED indicator
- AC current range: 1 A to 600 A AC
- DC current range: 0.5 A to 1000 A DC
- Frequency range: DC to 10 kHz
- Safety rating: CAT III 600 V RMS

i1010-Kit AC/DC Current Clamp and Carry Case Kit

This special-value kit for electrical professional adds AC and DC current measurement capabilities to a digital multimeter. A roomy carrying case holds a meter and the current clamp plus test leads, probes and manuals. Kit includes:

- i1010 AC/DC Current Clamp
- C116 Soft Carrying Case



i30 AC/DC Current Clamp

Based on Hall-effect technology, this battery-powered clamp measures both AC and DC current. It may be used in conjunction with multimeters, recorders and other suitable recording instruments for accurate non-intrusive current measurement.

- AC current range: 30 mA to 20 A RMS
- DC current range: 30 mA to 30 A
- Frequency range: DC to 20 kHz (-0.5 dB)
- Safety rating: CAT III 300 V



i30s AC/DC Current Clamp

Based on Hall effect technology, this battery-powered clamp measures both AC and DC current. It may be used with ScopeMeter and other suitable recording instruments for accurate non-intrusive current measurement.

- AC current range: 30 mA to 20 A RMS
- DC current range: 30 mA to 30 A
- Frequency range: DC to 100 kHz
- Safety rating: CAT III 300 V



i310s AC/DC Current Clamp

Based on Hall-effect technology, this battery-powered clamp measures both AC and DC current. This clamp is especially useful for current measurements on inverters, switching power supplies, industrial controllers, automotive diagnostics, and other applications requiring current measurements and/or waveform analysis.

- AC current range: 0.1 A to 300 A
- DC current range: 0.1 A to 300 A
- Frequency range: DC to 20 kHz
- Safety rating: CAT III 300 V

80i-110s AC/DC Current Clamp

This clamp is compatible with ScopeMeters, power harmonics analysers, multimeters, or other voltage measurement devices that has BNC input connectors.

- AC current range: 0.1 A to 70 A
- DC current range: 0.1 A to 100 A
- Frequency range: 1 Hz to 100 kHz
- Optional PM9081/001 Dual Banana Plug Male to Female BNC Adapter is available for digital multimeters
- Safety rating: CAT II 600 V

Did you know?

Does your current probe read zero current when you clamp it around a power cord?

That's because the power cord has both the hot and neutral current carrying wire in it. If both wires are in the jaws of the clamp meter, the fields cancel each other out, and the current clamp will read nothing. You need to put just one current-carrying conductor in the jaw of the current clamp. If you don't have access to the separate wires within the cord, use a line splitter tool to avoid breaking the circuit.

CASES, HOLSTERS & HANGERS

Fluke Tool	114/115/116/117	175/177/179	287/289	27 II/28 II	61	77 IV	83V/87V/88V	233	287/289	323/324/325	373/374/375/376/902	353/355	365	1503/1507/1577/1587	9040/9062	430/173X/174X Series	120B Series	190 Series	51/52/53/54 II	561	570 Series	705/707	712/714/715/717	718	724/725/726	753/754	787	789	922	971	T5/T6/T+/T+Pro	T90/T110/T130/T150	VT02/VT04/VT04A			
Soft Cases																																				
C23	•					•	•	•		•																										
C25	•	•	•	•	•	•	•	•	•	•				•	•				•				•				•	•	•	•						
CAMO-C25	•	•	•	•	•	•	•	•	•	•				•	•				•				•				•	•	•	•						
C33							•				•																									
C35	•	•	•	•	•	•	•	•	•	•				•					•			•	•	•			•	•	•	•						
CAMO-C37							•				•			•													•									
C43								•																•	•											
C50	•																		•																	
C75	For multiple test leads and accessories																																			
C90		•				•																													•	
C115	•	•	•			•	•	•						•					•			•	•	•	•		•	•	•	•						
C116	•	•	•			•	•	•						•					•			•	•	•	•		•	•	•	•						
C150										•	•																	•							•	•
C280	•	•				•	•	•						•					•			•	•	•	•		•	•	•	•						
C345	For multiple meters, test leads and accessories																																			
C550	For multiple meters, test leads and accessories																																			
C781			•											•												•	•	•	•							
C789																											•	•	•	•						
Hard Cases																																				
C20										•																										
C100		•	•				•			•																										
C101		•	•	•			•	•	•	•				•	•							•	•	•	•		•	•	•	•					•	
CXT80							•	•																												
CXT170	•	•					•							•								•														
CXT280			•																																	
For multiple meters, accessories and other tools																																				
C800	•						•	•	•																											
C1600	For multiple meters, accessories and other tools																																			
Leather Cases																																				
C510		•					•	•						•					•				•	•	•	•										
C520A							•																													•
H80M																																				
Holster																																				
H3											•	•																								
H5																																				•
H6																																				•
H15																																				•
Hangers																																				
ToolPak	•	•					•	•	•	•																										

Soft Cases



C12A Meter Case
Zippered case with inside pockets and belt loop for convenient carrying.

- Made of polyester
- Dimensions (HxWxD): 172 mm x 128 mm x 38 mm



C23 Soft Carrying Case
Zippered case featuring a belt loop for convenient carrying and an inner pocket to store test leads or small accessories.

- Made of durable vinyl
- Ideal companion case to: Fluke 61/65 IR Thermometers and Fluke 321/322 Clamp Meters
- Dimensions (HxWxD): 225 mm x 95 mm x 58 mm



C25 Large Soft Case for DMMs
Zippered carrying case with padding and inside pocket for holding accessories.

- Made of polyester
- Dimensions (HxWxD): 218 mm x 128 mm x 64 mm



CAMO-C25 Camouflage Carrying Case
Zippered carrying case with padding and inside pocket for holding accessories.

- High quality 1000D fabric
- Dimensions (HxWxD): 203 mm x 121 mm x 46 mm



C33 Soft Carrying Case
Zippered carrying case with durable vinyl exterior and belt loop. Inner pocket stores test leads and small accessories.

- Made of polyester
- Dimensions (HxWxD): 280 mm x 115 mm x 55 mm



C35 Soft Carrying Case
Case top opens laterally to allow use of test tool without removing it from the case and includes a Velcro® strap to secure the tool.

- Made of durable polyester 600D
- Dimensions (HxWxD): 220 mm x 140 mm x 65 mm



CAMO-C37 Camouflage Carrying Case
Zippered carrying case with inner pocket for storing test leads and small accessories.

- High quality 1000D fabric
- Dimensions (HxWxD): 265 mm x 90 mm x 30 mm



C43 Soft Carrying Case
Zippered carrying case includes inner front pocket with closure and two pockets to store test leads or small accessories.

- Made of durable polyester 600D
- Dimensions (HxWxD): 318 mm x 230 mm x 90 mm



C50 Meter Case
Zippered and padded case featuring an inside strap as well as a belt loop for convenient carrying. Also includes an inside pocket for holding accessories.

- Made of polyester
- Dimensions (HxWxD): 192 mm x 90 mm x 38 mm



C75 Accessory Case
Zippered carrying case designed for carrying small accessories. Includes two inside pockets.

- Made of polyester
- Dimensions (HxWxD): 179 mm x 103 mm x 26 mm



C90 Soft Case for DMMs
Zippered carrying case featuring a belt loop. Also includes padding to protect the meter and an inside pocket for holding accessories.

- Made of polyester
- Dimensions (HxWxD): 205 mm x 90 mm x 72 mm



C115 Soft Carrying Case
Includes two padded pockets for protection of two test tools, and a pouch for test leads and other accessories.

- Made of durable polyester 600D
- Dimensions (HxWxD): 240 mm x 205 mm x 75 mm



C116 Soft Carrying Case
Provides adjustable padded space with a moveable Velcro® divider.

- Made of durable polyester 600D
- Dimensions (HxWxD): 240 mm x 230 mm x 65 mm



C150 Soft Carrying Case
Zippered carrying case with inner pocket for storing test leads and small accessories.

- High quality 1000D fabric
- Dimensions (HxWxD): 298 mm x 114 mm x 56 mm



C280 Soft Case
Designed especially for larger format test tools. Includes detachable, extendable shoulder strap and an inner front pocket with closure and dual pouch pockets for test tools and accessories.

- Made of durable polyester 600D
- Dimensions (HxWxD): 230 mm x 185 mm x 65 mm



C345 Soft Case
The perfect case for carrying a wide range of Fluke handheld test tools and accessories. Includes an elastic accessory strap and mesh accessory retainer as well as an outer pouch, outer zipper pocket and two slash pockets for convenient accessory storage.

- Made of durable polyester 600D
- Dimensions (HxWxD): 360 mm x 200 mm x 240 mm



C3004IND Soft Tool Bag
Large fabric carrying case equipped with six internal pockets.

- Dimensions (HxWxD): 400 mm x 190 mm x 235 mm



C550 Tool Bag
Rugged, weather-resistant tool bag, features a large storage compartment with 25 pockets as well as steel-reinforced frame.

- Dimensions (HxWxD): 333 mm x 513 mm x 231 mm



C570 Soft Case
Designed specifically for the Fluke 560 and 570 Series Infrared Thermometers

- Made of polyester
- Dimensions (HxWxD): 240 mm x 89 mm to 170 mm x 56 mm



C195 Soft Carry Case

- Zippered with multiple storage compartments & shoulder strap
- Dimensions (HxWxD): 513 mm x 331 mm x 231 mm



C125/C781 Meter Case
Zippered case, designed for carrying a meter as well as a detachable external pouch for holding test leads.

- Made of durable polyester 600D
- Dimensions (HxWxD): 269 mm x 141 mm x 90 mm



C789 Meter and Accessory Case
Large carrying case with three compartments, removable handle, and shoulder strap. Holds a meter and multiple accessories.

- Made of durable polyester 600D
- Dimensions (HxWxD): 308 mm x 256 mm x 77 mm



C799 Soft Field Case
For use with Fluke 750 Series Documenting Process Calibrators

- Allows instrument to be operated inside case with clear front protecting keyboard
- Dimensions (HxWxD): 305 x 229 x 165mm

Hard Cases



VT04-HARD CASE
For Fluke VT04/A Visual IR Thermometers



C100 Universal Carrying Case
Large, tough polypropylene case with carrying handle and snap-on lid.

- Dimensions (HxWxD): 397 mm x 346 mm x 122 mm



C101 Hard Case
Tough polypropylene case with configurable diced foam interior to store and protect tools and accessories.

- Exterior dimensions (HxWxD): 305 mm x 360 mm x 105 mm



C290 Hard Shell Protective Carry Case
For use with Fluke 190 Series II SopeMeters

- Dimensions (HxWxD): 1245 mm x 939 mm x 368 mm



C1600 Gear Box
A rugged, molded plastic case with a deep interior and lift-out tray.

- Includes five hook and loop straps to wrap cords and test leads
- Dimensions (HxWxD): 260 mm x 390 mm x 200 mm



CXT Extreme Case Series

- CXT1000: for multiple meters, accessories and other test tools (Dimensions (HxWxD): 343 mm x 465 mm x 178 mm)
- CXT1000 features a diced foam interior for custom storage configuration
- Unbreakable, watertight, airtight, dust proof, chemical resistant and corrosion proof
- Includes an automatic purge valve for quick equalisation after changes in atmospheric pressure
- CXT80: for use with 87V, 80 Series, 187/189, 27 II/28 II series
- CXT170: for use with 170 Series, 114/115/116/117, 77 III, and 77 IV
- CXT280: for use with 287 or 289
- Dimensions (HxWxD): 279 mm x 318 mm x 127 mm

Leather Cases



C520A Leather Tester Case
Rugged leather case designed to hold Fluke electrical testers. It features a large belt loop and a top flap to secure the tester. Made of top-grain cowhide with heavy-duty stitching and reinforced rivets.

- Dimensions (HxWxD): 256 mm x 154 mm x 106 mm



C510 Leather Meter Case
Rugged leather case features a large belt loop and a top flap to secure the tool. Made of top-grain cowhide with heavy-duty stitching and reinforced rivets.

- Dimensions (HxWxD): 287 mm x 179 mm x 106 mm



H3 Clamp Meter Holster
Rugged fabric holster designed to hold Fluke 330 Series Clamp Meters. It features a built-in belt loop and a handy pocket with snap for test lead storage.

- Dimensions (HxWxD): 231 mm x 90 mm x 64 mm



H5 Electrical Tester Holster

Rugged fabric holster designed to hold Fluke T3 and T5 Electrical Testers. It features a built-in belt loop and flap for test lead storage.

- Dimensions (HxWxD): 192 mm x 90 mm x 38 mm



H6 Infrared Thermometer Holster

Durable nylon construction with Velcro® closures provides quick access and protection for infrared thermometers.

- Dimensions (HxWxD): 302 mm x 178 mm x 57 mm



HT6 Holster

For use with models T6-600 and T6-1000

- Flap for test lead storage and built-in belt loop



H15 Electrical Tester Holster

Rugged fabric holster designed to hold Fluke T90, T110, T130 and T150 Two-Pole Testers.

- High quality 1000D fabric
- Dimensions (HxWxD): 279 mm x 92 mm x 51 mm



H80M Protective Holster with Magnetic Hanging Strap

Convenient snap-on holster with a magnetic hanging system enables hands-free work while protecting digital multimeters or calibration tools.

- Includes a hanging magnet, general purpose hanger, and hook/loop straps
- Dimensions (HxWxD): 190 mm x 95 mm x 43 mm



C10 Meter Holster

Snap-on holster absorbs shocks and protects multimeters from rough handling.

- Compatible with Fluke 10 Series Multimeters
- Dimensions (HxWxD): 154 mm x 77 mm x 45 mm

Hangers



TPAK ToolPak™ Magnetic Meter Hanger

Hang your meter in a variety of ways for convenient hands-free operation. Attaches to back of many Fluke meters, including 110, 170, 180, 280 Series, 83V and 87V DMMs, 724, 725 and 789 Process Calibrators, 70 Series III DMMs, 1503, 1507, 1577 and 1587 FC Insulation Multimeters and 50 Series II Digital Thermometers.

Lights



L200 Probe Light

Small, rugged light that easily attaches to any Fluke test probe, illuminates the contact area and frees hands for work.

- Bright white LED with 120 hours of battery life
- Two 3 V watch batteries included



L205 Mini Hat Light

Rugged, high-intensity Xenon work light with pre-focused optical-quality reflector attaches to a baseball cap to allow hands-free work.

- Includes waterproof ABS case that won't crack or chip
- Two AAA batteries included



L206 Deluxe LED Hat Light

Attach this water-resistant light to a hard hat, a baseball hat, or even a panel door for hands-free bright light where needed. Includes a 360° rotating clip, special hard-hat attachment, and neck lanyard. (Hat not included).

- Three LEDs with 40-hour battery life
- Three AAA battery included



L207 High Intensity Light with Collector's Cap

Powerful, lightweight, mini-Xenon light illuminates work area to free hands for work. Comes with Limited Edition Fluke collector's cap that adjusts for all-day comfort. Waterproof, rugged light attaches to bill of baseball cap.

- Xenon high intensity work light
- Two AAA batteries included



L210 Probe Light Kit

Two probe extenders 20 cm fit modular test probes and keep hands away from live circuits. Ultra-bright white LED provides 120 hours of battery life.

- Kit includes:
- L200 Probe Light
 - SureGrip™ test probe extenders
 - Two 3 V watch batteries included
 - Probe extenders safety rating: CAT III 1000 V, 10 A



L211 Probe Light Kit

This special-value combo pairs the new L200 Probe Light with one of the most popular test leads by Fluke and a handy carrying case. Probe light attaches to any Fluke test probe to free both hands for work. Kit includes:

- L200 Probe Light
- TL71 Premium Test Lead Set
- C75 Accessory Case



L215 SureGrip™ Kit with Probe Light and Probe Extender

- Kit includes:
- L200 Probe Light
 - SureGrip™ Test Probe Extenders, 20 cm
 - TP220 SureGrip™ Industrial Test Probes
 - TL224 SureGrip™ Insulated Test Leads
 - Foldable pouch with six pockets and hook & loop closure
 - Safety rating:
 - TP220: CAT II 1000 V, 10 A. (CAT III 1000 V, CAT IV 600 V with protective cap)
 - TL224: CAT III 1000 V, CAT IV 600 V, 10 A
 - Probe extenders: CAT III 1000 V, 10 A

High Voltage



80K-40 High Voltage Probe

Extends the voltage measuring capability of an AC/DC multimeter to 40,000 V peak AC or DC. This probe is designed for taking measurements on low-energy circuits within equipment only, such as televisions or photo copy machines.

- Voltage range: 1 kV to 40,000 kV, DC or peak AC, 28 kV RSM AC
- Accuracy: 20 kV to 35 kV; ± 1 % at 20 °C to 30 °C
- Division ratio: 1000:1
- Meets IEC 61010-031 Type B, 40 kV DC or peak AC, 28 kV RMS AC.



80K-6 High Voltage Probe

Extends the voltage measuring capability of an AC/DC digital multimeter to 6,000 V peak AC or DC. This probe is designed for taking measurements on low-energy circuits within equipment only.

- Voltage range: 0 kV to 6 kV, DC or peak AC
- Accuracy: DC to 500 Hz ± 1 %; 500 Hz to 1 kHz ± 2 %; above 1 kHz output falls, -30 % at 10 kHz
- Division ratio: 1000:1
- Meets IEC 61010-031 Type B, 40 kV DC or peak AC, 28 kV RMS AC.



80K-15 High Voltage Probe

Extends the voltage measuring capability of an AC/DC digital multimeter to 15,000 V peak AC or DC. This probe is designed for taking measurements on low-energy circuits within equipment only.

- Voltage range: 1 kV to 15 kV DC or peak AC, 10 kV AC RMS
- Accuracy: DC ± 2 % 60 Hz; ± 5 %
- Division ratio: 1000:1
- Meets IEC 61010-031 Type B, 40 kV DC or peak AC, 28 kV RMS AC.

High Frequency



85RF High Frequency Probe

Converts a DC voltmeter with an input impedance of 10 megohms into a high frequency (100 kHz to 500 MHz) RF voltmeter.

- Voltage range: 0.25 V to 3 V AC RMS
- Maximum input: 30 V RMS, 200 V DC
- AC to DC ratio: 1:1
- Ratio accuracy at 25 MHz and loaded with 10 megohms

Fiber Optics



FOM Fiber Optic Meter

Allows testing and maintenance of fiber optic cables without buying a new meter. It plugs directly into any digital multimeter with an mV DC function and a 10 megohm input impedance to quickly and accurately verify fiber optic cable system loss.

- Wave lengths: 1550, 1300, 850 & nm
- Light sources sold separately



FOS-850 and FOS-850/1300 Fiber Optic Light Source

Both of these fiber optics accessories are designed to offer a variety of light sources for testing different cable lengths.

- Wave lengths:
 - FOS-850: 850 nm; FOS-850/1300 850 and 1300 nm

Miscellaneous



VT04 Li-ion Rechargeable Battery

VT04 charger, power supply, USB socket plug and go 5 V DC 1 AMP 5 W.



Fluke VT04 Battery

Replacement Li-ion Rechargeable Battery for the VT04.



PV350 Pressure Vacuum Module

Single unit allows digital multimeters to make both pressure and vacuum measurements.

- Transducer sealed in 316 stainless steel compatible with variety of liquids and gases
- Vacuum measurement: to 76 cm Hg
- Pressure measurement: to 3447 kPa



IR189USB USB Cable Adapter

Included with FVFS2 and FVFP-Basic software.

- Small adapter to connect the cable to the 189, 287, 289, 1653B or the 1550C is included



MC6 and MC50, MeterCleaner™ Wipes, 6-Pack and 50-Pack

Pre-moistened, industrial-strength wipes remove dirt, oil, and grease from meters. Individually packaged, each wipe easily cleans one meter and is safe on rubber and plastic.

- Non-toxic and safe for the environment



SV225 Stray Voltage Adapter

Stray voltage can appear in electrical installations, due to the capacity between wires. This may result in erroneous readings on high impedance meters. The SV225 solves this without compromising safety.

- On energised wires, the meter will indicate the real voltage
- On non-energised circuits the meter will read close to zero (even if there are stray voltages)
- Can be used on all meters with standard input spacing
- Safety rating: CAT III 1000 V, CAT IV 600 V


Note: This adapter should not be used on low-voltage control circuits or where the circuit under test could be adversely-affected by this low impedance load. The adapter is designed to handle continuously-applied power system voltages without damage. However, this adapter can be used intermittently to determine whether a circuit is energised.

Fluke Connect®



ir3000 FC Connector for Fluke Connect®

- Get all the benefits of the Fluke Connect app, and be on the same page, even while in different places
- Wirelessly share measurements with your team—anywhere, anytime
- Connect the Fluke 289/287 Multimeters, Fluke 1550C/1555 Insulation Testers and Fluke 789 ProcessMeter with the ir3000 FC.



PC3000 Wireless PC Adapter

- Fluke PC3000 FC Adapter and software
- Must be connected to the USB port in order to enable communication between FC modules and software.
- SW3000 supports up to two PC3000 FC Adapters

AUTOMOTIVE ACCESSORIES



BP880 BNC to Female Double Stacking Banana Plug

Converts a BNC scope lead to a dual banana plug for connection to a digital multimeter to provide hands-free testing in controlled voltage environments.

- Voltage range: up to 500 V AC RMS
- 4 mm banana plug is nickel-plated, beryllium copper for low contact resistance



BP881 BNC to Male Double Stacking Banana

Easily connects a digital multimeter to a BNC patch cord to provide hands-free testing in controlled voltage environments. This adapter connects accessories that have a male BNC output.

- Voltage range: up to 500 V AC RMS
- 4 mm banana plug is nickel-plated, beryllium copper for low contact resistance



TL28A Automotive Test Lead Set

Silicone-insulated test leads (red, black) with large, solid copper alligator clips with 12.7 mm opening and serrated teeth.

- 1.5 m test leads
- Safety rating: 30 V, 10 A



TL82 Automotive Pin and Socket Adapter Set

This collection of male and female adapters provides firm connection to pin-and-socket connectors. Rated to 60 V DC. Set includes:

- Two retractable shrouded test leads (red, black) 1.2 m
- Eight pin-and-socket adapters with flexible tips (red, black):
 - Size 22 contact 0.76 mm, rated 5 A
 - Size 20 contact 1.02 mm, rated 7.5 A
 - Size 16 contact 1.60 mm, rated 13 A
 - Size 12 contact 2.36 mm, rated 23 A



TLK281 SureGrip™ Automotive Test Lead Kit

Sharp stainless steel probes can be used to contact the wire conductor or pinpoint tests on a circuit or relay while the large-jaw alligator clips ensure a good ground on the engine or connection to battery terminals. Rated to 60 V DC. Kit includes:

- TP81 Insulation Piercing Clip Set
- TL224 SureGrip™ Insulated Test Leads
- TP220 SureGrip™ Industrial Test Probes
- AC220 SureGrip™ Alligator Clips
- AC285 SureGrip™ Alligator Clips
- Soft Case



TLK282 SureGrip™ Deluxe Automotive Test Lead Kit

This kit includes everything in the TLK281 Kit plus a few extras. The back probe pins slide past weather-pack connectors on fuel injectors, TPS, and MAP sensors. A hook probe with plunger actuation allows quick connection to pins or exposed conductors. Rated to 60 V DC. Kit includes:

- TP81 Insulation Piercing Clip Set
- TP40 Automotive Back Probe Pins (five)
- TL224 SureGrip™ Insulated Test Leads
- TP220 SureGrip™ Industrial Test Probes
- AC220 SureGrip™ Alligator Clips
- AC285 SureGrip™ Alligator Clips
- AC280 SureGrip™ Hook Clips
- Soft Case



TP40 Automotive Back Probe Pins

Flexible and formable 31–75 mm pins provide an easy connection past weather-pack seals to connector conductors. These five pins are a must-have for fuel injectors, TPS, and MAP sensors, as well as for any under-hood or under-vehicle connector with weather-pack seals.

- 4 mm banana jack accepts digital multimeter and banana jack leads
- Easily connects to modular leads
- Rated to 60 V DC



TP81/TP82 Insulation Piercing Clip Set

Two stainless steel probes (red, black) pierce insulation on 14, 16 and 18 gauge wire. Needle depth can be controlled to minimise insulation damage. Essential for use under hood or under dash. Can be used on fuel injectors or sensors while providing complete insulation to grounding. Probe connects to a banana jack that accepts all digital multimeter and banana jack leads (such as the TL224 SureGrip™ Insulated Test Leads).

- TP81 has non-rotating 4 mm banana jack to prevent leads from tangling
- Rated to 60 V DC
- TP82 is for use with test leads with 2 mm probes



TP88 Rigid Back Probe Pins

Better than a test probe alone, these rigid back probe pins easily pass between a weather-pack seal and wire. A sharp point ensures good contact to the electrical connector, and insulation protects the pin from shorting to other wires. Rated to 60 V DC

- Slides onto 2 mm test probes
- Probe length: 51 mm



RPM80 Inductive Pick-Up/External Trigger

- Provides RPM measurement capability when clipped on spark plug wire
- For use with Fluke 88 Series and 78 Series Digital Multimeters.

IR CAMERA ACCESSORIES

Battery and Charger Compatibility

Prevent the unexpected loss of power with our rugged and rechargeable battery packs and keep your Fluke Infrared Camera charged while you're on the road with our car chargers.

Model number	Ti27/ TiR27 / Ti29/ TiR29/ Ti32/ TiR32	Ti29/ TiR29	Ti32/ TiR32	Ti90/ Ti95	TiS10/ TiS20/ TiS40/ TiS40	TiS55/ TiS60/ TiS65/ TiS75	Ti100/ Ti105/ Ti110/ TiR105/ TiR110/ Ti125/ TiR125	Ti200/ Ti300/ Ti400/ Ti450/ Ti480	TiX500/ TiX520/ TiX560/ TiX580	TiX620/ TiX640/ TiX660/ TiX1000
TI-SBC3B Battery Charging Base	•	•	•	•	•	•	•	•	•	
TI-SBP3 Rechargeable Lithium-ion Smart Battery Pack	•	•	•	•	•	•	•	•		
TI-SBP4 Rechargeable Lithium-ion Smart Battery Pack									•	
TI-CAR CHARGER	•	•	•	•	•	•	•	•	•	
FLK-XBattery										•
FLK-XCharger										•
FLK-TI-BLUETOOTH					•	•			•	
FLK-XPower Plug										•
FLK-XEthernet 5m										•
FLK-XHDMI Cable										•

Sun Visor Compatibility

Instantly reduce LCD screen glare and reflections in bright sunlight or other areas where ambient lighting conditions are bright with our durable, heavy-duty plastic visor. It can be used inside or outside, and easily clips onto to your Fluke Infrared Camera without the need for any additional hardware.

Model number	Ti10/ Ti25/ TiR/ TiR1/ Ti20	Ti27/ TiR27	Ti29/ TiR29	Ti32/ TiR32	Ti90/Ti95	Ti100/ Ti105/ Ti110/ TiR105/ TiR110	Ti125/ TiR125	Ti200/ Ti300/ Ti400/ Ti450/ Ti480
TI-VISOR	•	•	•	•				
TI-VISOR2					•	•	•	
TI-VISOR3								•

Tripod Base Compatibility

Lightweight, one-piece mounting accessory quickly and easily attaches to your Fluke Infrared Camera and allows you to mount to a standard tripod or monopod for those applications or situations that require a more stable or semi-fixed platform.

Model number	64 MAX	Ti27/ TiR27	Ti29/ TiR29	Ti32/ TiR32	Ti90/ Ti95	TiS10/ TiS20/ TiS40/ TiS40	TiS55/ TiS60/ TiS65/ TiS75	Ti100/ Ti105/ Ti110/ TiR105/ TiR110	Ti125/ TiR125	Ti200/ Ti300/ Ti400/ Ti450/ Ti480
TI-TRIPOD	•	•	•	•						
TI-TRIPOD2					•			•	•	
TI-TRIPOD3						•	•			•

POWER QUALITY

Fluke Model Number	i3000 Flex 4PK	i400s	i430-FLEXI-TF-II	i5sPQ3	3210-PR -TF-II
Description	4 ... phase 3000A Flexible current clamp set	Single phase 400A current clamp (4 required)	4 ... phase 3000A Flexible current clamp set	3 ... phase 5A Current clamp set	1000A Single phase flexible current clamp
Fluke 1750					
Fluke 43X -II					
Nominal Current Range(s)	30 A 300 A 3000 A	40 A 400 A	3000 A	5 A	
Cont. AC Current Range	1 A ... 30 A 1 A ... 300 A 1 A ... 2400 M	0.5 A ... 40 A 5 A ... 400 A	30 A ... 3000 A	0.01 A ... 6 A	0.5 A ... 1000 A
Highest Current	4000 A	1000 A	100 kA	70 A	1000 A
Lowest Measurable Current	1 A	0.5 A	30 A	10 mA	0.5 A
Basic Accuracy (48 ... 65 Hz) ¹⁾	2% + 2 A	2% + 0.15 A	1%	1%	± 1% of reading
Usable Frequency	10 Hz ... 100 kHz	45 Hz ... 3 kHz	10 Hz ... 7 kHz	40 Hz ... 5 kHz	40 Hz ... 5 kHz
Flex Head Length		Clamp opening: 32mm	61 cm	Clamp opening: 15mm	61cm
Output Level(s)	10 mV/A 1 mV/A 0.1 mV/A	10 mV/A 1 mV/A	0.085 mV/A @50 Hz	400 mV/A	2 mV/A
Output Cable (m)	2,1	2,5	2,5	2,5	3
Safety Rating	CAT III 600 V	CAT III 1000 V CAT IV 600 V	CAT III 1000 V CAT IV 600 V	CAT III 600 V	CAT III 1000 V CAT IV 600 V

Fluke Model Number	Fluke i17XX-Flex 1500A 12 IN	Fluke i17XX-Flex 3000A 24 IN	Fluke i17XX-Flex 6000A 36 IN	Fluke i17XX i40s-EL Clamp-On Current Transformer	Fluke i17XX-Flex 1500A 12 IN	Fluke i17XX-Flex 3000A 24 IN	Fluke i17XX-Flex 6000A 36 IN
Description	1500 A Single phase flexible current clamp IP 50	3000 A Single phase flexible current clamp IP 50	6000 A Single phase flexible current clamp IP 50	4/40A Current clamp (3 required)	1500 A Single phase flexible current clamp IP 65	3000 A Single phase flexible current clamp IP 65	6000 A Single phase flexible current clamp IP 65
Fluke 1742/46/48							
Fluke 1732/34/36/38							
Nominal Current Range(s)	1A to 150A, 10A to 1500A	3A to 300A, 30A to 3000A	6A to 600A, 60A to 6000A	40mA to 4A, 0.4A to 40A	1A to 150A, 10A to 1500A	3A to 300A, 30A to 3000A	6A to 600A, 60A to 6000A
Cont. AC Current Range	1 A ... 150 A 10 A to 1500 A	1 A ... 300 A 10 A ... 3000A	1 A ... 600 A 10 A ... 6000 A	1 A ... 150 A 10 A ... 1500 A	1 A ... 150 A 10 A to 1500 A	1 A ... 300 A 10 A ... 3000A	1 A ... 600 A 10 A ... 6000 A
Highest Current	1500 A	3000 A	6000 A	200 A	1500 A	3000 A	6000 A
Lowest Measurable Current	1 A	3 A	6 A	0.04 A	1 A	3 A	6 A
Basic Accuracy (48 ... 65 Hz) ¹⁾	0,70%	0,70%	0,70%	0,50%	0,70%	0,70%	0,70%
Usable Frequency	40 Hz ... 5 kHz	40 Hz ... 5 kHz	40Hz ... 5kHz	40Hz ... 5kHz	40 Hz ... 5 kHz	40 Hz ... 5 kHz	40Hz ... 5kHz
Flex Head Length	30.5cm	61cm	122cm	n/a	30.5cm	61cm	122cm
Output Level(s)	n/a	n/a	n/a	n/a	n/a	n/a	n/a
Output Cable (m)	2	2	2	2	2	2	2
Safety Rating	CAT III 1000 V CAT IV 600 V	CAT III 1000 V CAT IV 600 V	CAT III 1000 V CAT IV 600 V	CAT III 1000 V CAT IV 600 V	CAT III 1000 V CAT IV 600 V	CAT III 1000 V CAT IV 600 V	CAT III 1000 V CAT IV 600 V

Fluke 430 Series-II




i430-FLEXI-TF-II/4PK 6000 A Thin Flexible Current Probe

- 6000 A current range
- 61 cm (24 in) length
- Available in single and 4 pack




i400s AC Current Clamp

- 400 A AC current range
- 32 mm (1.25 in) jaw size
- Optional PM9081/001 Dual Banana Plug Male to Female BNC Adapter is available for digital multimeters



I5SPQ3 5A Current Clamp, 3 pack

- 5A AC Current Clamp for 430 Series-II
- 15 mm (0.6 in) jaw size



TLS430 Test Lead and Alligator Clip Set

- Test lead replacement set for the 430 Series-II
- Set includes five test leads and five alligator clips (4 black, 1 green)



WC100 Colour Coding Clips and Regional Decals

Cable markers for 3-phase +N leads



GPS430-II GPS Sync Module

IEC61000-4-30 Class A Time Sync Module for 430 Series-II



C1740 SOFT CASE

Soft Case with compartments and shoulder strap for 430 Series II



C437-II Hard Case

Black waterproof case with wheels



BP290 Battery

430 Series-II Replacement Battery Pack



BP291 Battery

430 Series-II Double Capacity Replacement Battery Pack



BC430/820 Battery Charger

Battery Charger for 430 Series II

Fluke 1730 & 1740 Series



i17XX-FLEX iFlex® Current Clamps

- iFlex probes connect directly to the 173X Energy or Power Logger, displaying current measurements without error prone scaling factors
- Fluke 17XX iFlex cables are available in 12, 24, and 36 inch models
- Available to order in single, 3 or 4 pack



i17XX-FLEX IP65 Current Probes

IP65 rating is obtained when connected to the 1740 Series only.

- 1.5KA 60 cm (24 in) length
- 3KA 60 cm (24 in) length
- 6KA 120 cm (48 in) length
- available in single, 3 and 4 packs



3PHVL Voltage Cable Assembly

Voltage Measurement Lead Set for 1730 & 1740

- Flat, four wire cable



17XX i40s-EL Clamp-on Current Transformers

- Suitable for making measurements up to 40A, and also measures accurately on 1A and 5A secondary current transformers
- The i40s-EL jaw is capable of being clamped on current conductors up to 15mm in diameter



IP65 VOLT CONN

- IP65 rated Voltage Connector for wet measurement environments.
- Six pole connector with six leads for connection of voltage and instrument power.



MP1-Magnet Probe 1

Magnetic probe tips for voltage test leads with 4 mm banana connectors.



MP1-3R/1B Magnetic Voltage Probes

3 Red/1 Black Magnet Probes for 4mm Banana



i17XX-FLEX5M-EXT

Fluke 17XX iFlexi Extension Cable 5m



FLUKE-117XX-TL 0.18M / 0.1M / 1.5M Test Lead Set

1000V CAT III, Non-Stack Conn; Available in: 0.18M / 0.1M / 1.5M; Red/Blk



Fluke 173X HANGER STRAP

Two piece hanging kit for the Fluke 173X Energy or Power Logger.



FLUKE-174X-HANGER

Hanger Kit includes strap and magnetic hanger used with 1740 Series.



PORTABLE OSCILLOSCOPES

Accessories



C17XX Soft Case
Soft Case for 173X/174X Series
Image Not Available

FLUKE-174X GPS-REC
GPS Receiver Antenna



F17XX CABLE MARKERS
Cable Marker Kit for 173X and 174X Series



BP1730-BATTERY
173X & 174X Series Replacement Battery Pack



1730-CABLE Auxilliary Input Cable
• Input -10 V to +10 VDC
• Binder to BNC connecting cable



17XX AUX
Auxillary input adapter for 1740 Series



Unit Upgrade Kits
Upgrades your select 17XX Fluke unit to the specified higher end unit and includes accessories that would normally come with the upgraded model.

- 1732 to 1734 Upgrade Kit
- 1736 to 1738 Upgrade Kit
- 1742 to 1746 Upgrade Kit
- 1742 to 1748 Upgrade Kit
- 1746 to 1748 Upgrade Kit

Fluke 1750/ET



3210-PR-TF-II 1000A Thin FLEXI 60 CM (24in)
1000A AC Current Range
• 60 cm length, 20 cm diameter



3310-PR-TF-II 1000A Thin FLEXI 60 CM (24in)
5000A AC Current Range
• 60 cm length, 20 cm diameter



3312-PR-TF-II 1000A Thin FLEXI 120 CM (48in)
5000A AC Current Range
• 120 cm length, 38 cm diameter



I5S-PR 1750, 5A Current Clamp
5 A AC current range
• 15 mm jaw size



I40S-PR 1750, 40A CURRENT CLAMP
40 A AC Current Range
• 15 mm (0.6 in) jaw size



3140R AC CURRENT CLAMP
4000A AC Current Range



ST1760 X57320810100, Standard Ethernet Cable
Standard RJ45 Connection Plugs



CS1750/1760 SOFT CASE
Soft Carrying Case for 1750/1760



1750/CASE Transit Case
Rugged-hard water tight transit case with rollers



TPS FLEX 18-TF-II Thin Flexible Current Probe
100 A/500 A AC current range
• 45 cm length, 15 cm diameter



TPS FLEX 24-TF-II Thin Flexible Current Probe
200 A/1000 A AC current range
• 61 cm length, 20 cm diameter



TPS FLEX 36-TF-II Thin Flexible Current Probe
3000 A/6000 A AC current range
• 91 cm length, 29 cm diameter



TPS Clamp 10 A/1 A Clip-on Current Transformer
Three 15mm (0.6 in) options available
• TPS Clamp 10 A/1 A Clip-on Current Transformer – 1A/10A AC
• TPS Clamp 200 A/20 A Clip-on Current Transformer – 20A/200A AC
• TPS Clamp 50 A/5 A Clip-on Current Transformer – 5A/50A AC



TPS VoltProbes
Five versions of Voltage Probes for the 1760
• TPS Voltprobe 1 KV
• TPS Voltprobe 10 V
• TPS Voltprobe 100 V
• TPS Voltprobe 400 V
• TPS Voltprobe 600 V

Compatibility Chart

Model Number	120B Series	190 Series	190 Series II
Voltage Probes			
VPS41 Voltage Probe Set 10:1, 40MHz, BI (Black)	•		
VPS410-II-X Ind. Voltage Probe 10:1, 500MHz, X = B (Blue), G (Grey), R (Red) or V (Green)			•
VPS210-X Voltage Probes, 200MHz, R (Red), G (Grey)		•	
STL120-IV Shielded Test Lead Set 1:1, B (Blue) & R (Red)	•		
Probe Accessories			
AS400 Probe Accessory Extension Set 1			•
RS400 Probe Accessory Replacement Set for VPS400 Series Voltage Probes		•	•
RS500 Probe Accessory Replacement Set for VPS510 Series Voltage Probes		•	•
AC Current Clamps			
i3000s AC Current Clamp	•*	•	•
i3000s Flex-24/36 AC Current Clamp, 610 mm (24 in. and 36 in.)	•*	•	•
i1000s AC Current Probe	•*	•	•
i400s AC Current Clamp	•*	•	•
i200s AC Current Clamp	•*	•	•
i5s AC Current Clamp	•*	•	•
AC/DC Current Clamps			
80i-110s AC/DC Current Clamp	•*	•	•
i1010 AC/DC Current Clamp	•		
i410 AC/DC Current Clamp	•		
i30s AC/DC Current Clamp	•*	•	•
Automotive			
SCC128 Automotive Troubleshooting Kit for 120 Series	•		
SCC198 Automotive Troubleshooting Kit for 190 Series		•	
SCC298 Automotive Troubleshooting Kit for Fluke 190 Series II			•
Test Lead Accessories			
TL175 TwistGuard™ Test Leads	•	•	
Cables and Adapters			
PM9091 50 Ohm Coaxial BNC Cable Set (3 x 1.5m)		•	•
PM9092 50 Ohm Coaxial BNC Cable Set (3 x 0.5 m),		•	•
PM9093 Male BNC to Dual Female BNC Adapter, 600 V Cat III		•	•
PM9081 Dual Banana Plug (Male) to Female BNC Adapter, 600 V Cat III		•	•
PM9082 Dual Banana Jack (Female) to Male BNC Adapter, 600 V Cat III		•	•
BB120-II Shielded Banana to Female BNC Adapter*	•		
TRM50 Coaxial Feed-through BNC Male to BNC Female Cable Terminator		•	•
Miscellaneous			
CS20MA Current Shunt		•	
EBC290 External Battery Charger for BP290 and BP291	•		•
BC190/830 Mains Adapter/Battery Charger		•	•
BC430/820 Mains Adapter/Battery Charger	•		
BP190 Rechargeable NiMH Battery Pack		•	•
BP290 Li-ion Battery Pack, 2400 mAh	•		•
BP291 Li-ion Battery Pack, 4800 mAh		•	•
OC4USB USB Interface Cable	•	•	•
BHT190 Break-Out Adapters for Industrial Bus Connections	125B only	•	
HH290 Hanging Hook for ScopeMeter 190-Series II			•

* "s" version clamps require BB120-II Adapter when used with the Fluke 120B Series



VPS420-X High Working Voltage Ruggedised Probe

- Set includes: VPS420-X 100:1, 150 MHz
- X = Red, Blue, Grey or Green
- Hook Clip for Probe Tip (Black)
- Large Jaw Probe Clip (Black)
- Reference Lead with 4 mm Banana Plug
- Large Jaw Alligator Clip for 4 mm Banana plug (Black)



AS400 Probe Accessory Extension Set

For VPS400 Series Probes

- CAT III 1000 V/CAT IV 600 V
- Reference Lead w/ 4 mm Plug (Blk) 60cm
- Reference Lead with Hook Clip (Blk) 22cm
- Large Jaw Probe Clip (Black)
- CAT II 1000 V
- 2 mm Test Probe for Probe Tip (1x, Black)
- 4 mm Test Probe for Probe Tip (1x, Black)



RS400 Probe Replacement Set

For VPS400 Series Probes and VPS210 Series Probes

- CAT III 1000 V/CAT IV 600 V
- 1 x Probe Hook Clip (black)
- Ground Lead w/ Mini Alligator Clip
- 2 x Insulation Sleeve (Black)
- CAT II 30V
- 2 x Ground Spring (Black)



RS500 Probe Replacement Set

For VPS510 Series Probes

- CAT II 300 V
- 1x Hook Clip (Black)
- 1x Ground Lead with Mini Alligator Clip
- 2 x Insulation Sleeves for Probe's Ground Contact (Black)
- 1 x BNC to Probe Tip Adapter (Black)
- CAT II 30 V
- 2 x Ground Browsers (Black)
- 1 x Insulated Mini Screwdriver, for Probe Adjustment purposes



TP920 Test Probe Adapter Set

- Suited for STL120 Test Leads (STL120-III, not compatible), TL71, TL75 & TL76 Test Leads
- Rated for 3 A max



PM9091 Set of 3x Coaxial Cables with BNC Connectors

- Length: 1.5m each
- Impedance: 50 ohm
- Colour: 2 x Red, 2 x Black, 2 x Grey
- Max signal voltage: 300 V RMS
- Max voltage to ground: 600 V RMS CAT III per IEC/EN61010-031



PM9092 Set of Coaxial Cables with BNC Connectors

- Length: 0.5 m each
- Impedance: 50 ohm
- Colour: 1 x Red, 1 x Black, 1 x Grey
- Max signal voltage: 300 V RMS
- Max voltage to ground: 600 V RMS CAT III per IEC/EN61010-031



PM9093 Adapter BNC (Male) to Dual BNC (Female) in T model (6)

- Colour: 2 x Black
- Max signal voltage: 300 V RMS CAT III per IEC/EN61010
- Max voltage to ground: 600 V RMS CAT III per IEC/EN61010



PM9081 Adapter BNC (Female) to Dual Banana Jack

- Colour: 2 x Red, 2 x Black
- Max signal voltage: 600 VRMS CAT III, per IEC/EN61010
- Max voltage to ground: CAT III 600 VRMS / CAT II 1000 V per IEC/EN61010



PM9082 Adapter BNC (Male) to Dual Banana Jack

- Colour: 2 x Red, 2 x Black
- Max signal voltage: CAT III 600 VRMS per IEC/EN61010
- Max voltage to ground: CAT III 600 VRMS /CAT II 1000 V per IEC/EN61010



HC120 Hook Clips

- Colour: 1 x Red, 1 x GREY
- Max voltage: 600 VRMS, CAT III per IEC 1010-2-031
- Nickel plated steel



BB120-II Adapter BNC (Female) to Shielded Banana Jack

- Set of 2
- Max signal voltage: 300 VRMS CAT III per IEC/EN61010
- Max voltage to ground: 600 V CAT III per IEC/EN61010



TRM50 Coaxial Feed-through BNC (Male) to BNC (Female) Cable Terminator

- Set of 2
- Impedance: 50 ohm
- Max voltage over ground: CAT III 1000 V
- Max power 1W



BHT190 Bus Health Test Break-out Adapter Set

- Board with M12 connectors (male to female, 5 pins)
- DB-9 Connectors (male to female, 9 pins + shield)
- RJ-45 Connector, with short patch cable providing male to female interconnection (8 pins)



CS20MA Current Shunt for AC and DC measurements on 4 to 20mA Control Loops

- Sensitivity: 10mV/mA
- Shunt resistance: 10 ohm
- Bandwidth: > 10 kHz
- Max voltage to ground: CAT III 30 VRMS per EN/IEC 61010



EBC290 External Charger

For Fluke 120B and 190 Series II ScopeMeter® Oscilloscope

- Charging time (BP291): Five hours, giving an operating time of up to seven hours
- DC input voltage: 15 V to 23 V, 714 mA nom. (DC input from BC190: 17.8 V / 0.84 A max)



700PTK2 Pneumatic Test Kit

- Combine with any Fluke 700G Series Gauge, 1,000 psi (69 bar) or less, to make a complete pressure testing kit
- Generate pressure up to 600 psi, 40 bar with the 700PTP-1 Test Pump
- Connect the 700G Series Gauge directly to the included PTP-1 Hand Pump



700HTPK/2 Hydraulic Test Kit

- Combine with any Fluke-700G Series Gauge, 1,000 psi (69 bar) range or greater, to make a complete pressure testing kit
- Generate pressure up to 10,000 psi, 690 bar with the included 700HTP-2 Test Pump
- Connect the 700G Series Gauge directly to the HTP-2 Hand Pump



700LTP-1 Low Pressure Test Pump

- Hand operated pressure pump designed to generate either vacuum to -13 psi / -.90 bar or pressures to 100 psi / 6.9 bar
- Has two pressure ports with quick fit connectors
- For use with Fluke 750 Series Pressure Modules and Fluke 717 Pressure Calibrators



700PTP-1 Pneumatic Test Pump

A handheld pressure pump designed to generate either vacuum to -11.6 psi/-0.8 bar or pressure to 600 psi/40 bar



700HTP-2 Hydraulic Test Pump

- Generate pressures up to 10,000 psi/700bar
- Use the Fluke 700PRV adjustable relief valves to limit pressures from 1360 psi to 5450 psi



71XTrap Liquid and Dirt Trap

- Works with pressure up to 500 psi
- Designed to work with the Fluke 718 and 719PRO



71X, Hose Kit

- Compatible with Fluke 717 and 718 Calibrators 100 PSI and below
- Kit contains three translucent hoses (1 m long) and one 1/8 to 1/4 NPT female-female adapter



700ILF In-line Filter

- Can be used to isolate the calibrator from incidental contact with fluids
- Useful with the 718 Fluke Calibrator to help keep moisture or oils from contaminating the on-board pump



700HTH-1 Hydraulic Test Hose

- 10,000 psi, 690 bar working pressure test hose



700PMP Pressure Pump

- Provides pressures up to 150 psi/1000 kPa
- Output fitting is 1/8 FNPT



720RTD RTD Probe

Fluke-720RTD Temperature Probe is for use with Fluke 721 Precision Pressure Calibrators and Fluke 719Pro Electric Pressure Calibrators

- 10 inch (254mm) insertion depth with 1/4 inch (6.3mm) diameter stainless steel sheath



720URTD Universal RTD Adapter

Fluke Universal RTD Adapter 720URTD for Fluke 721 Precision Pressure Calibrators and Fluke 719Pro Electric Pressure Calibrators



Fluke 700MTH Premium Transmitter Test Hose Kit

Easy to use premium pressure transmitter test hose kit for connection to 1/4" female metric/BSP

- 5,000 psi rating
- Includes 1/8" NPT connection for permanent mount to a calibrator or test pump



Fluke 700M20TH Premium Transmitter Test Hose Kit

Easy to use premium pressure transmitter test hose kit for use with female M20 connections

- Includes:
 - One (1) 5,000 psi rated, premium test hose
 - Premium, no tools required M20 adapter




700-IV Current Shunt

- Conversion factor: 10 mV = 1 mA
- Accuracy (% of input, one-year): 0.025 %
- Input current: 0 mA to 55 mA
- Input resistance: 250 Ω nominal
- Output resistance: 10 Ω nominal
- Accuracy specification applies from +18 °C and 28 °C to 50 °C
- Maximum input voltage: 30 V DC



700PRV Pressure Relief Valve Kit

- Consists of a relief valve settable from 725 to 5800 PSI (50 to 200 bar) to be used with the 700HTP-1 Hydraulic Test Pump
- The 1/8" NPT male thread to fits directly into the Fluke 700HTP-1 Pressure Pump



BP7235 NiMH Battery Pack

- 7.2V 3500 mA-hour rechargeable Ni-MH battery pack
- Provides typical 16-hour battery life when used in 700 or 740 Calibrator
- Dimensions: 150 mm x 56 mm x 22 mm
- Weight: 310g



BP7240 Li-Ion Battery Pack

- Battery pack for Fluke 75X Documenting Process Calibrators

VIBRATION AND ALIGNMENT

SOFTWARE

Fluke 805 FC Vibration Meter



805ES External Sensor Assembly

- External vibration sensor that is ideal in situations where it is either difficult or impractical to use the onboard vibration sensor tip of the 805 Vibration Meter
- Low-profile 90-degree sensor body allows the sensor to get into tight spots
- Rugged, coiled cable minimises dangling, while stretching to more than 7ft when needed
- Powerful "U" shaped magnet mount creates a firm connection to flat, or curved measurement surfaces

Fluke 810 Vibration Tester



810QDC Quick Disconnect Cable

Eight-foot quick-disconnect cable connects the triaxial vibration sensor



810SC-20 Sensor Cable

20-foot cable connects the triaxial vibration sensor to the Fluke 810 Vibration Tester



810S Triaxial Vibration Sensor

Triaxial vibration sensor captures vibration data in all three primary axes simultaneously for faster, more accurate data collection



810SMM Sensor Magnetic Mounts

- High-power magnet attaches firmly to motors and machinery
- Parallel magnet tips engage both flat and cylindrical surfaces



810SMP Sensor Mounting Pads for Vibration Sensors (pack of 10)

10-pack of Sensor Mounting Pads provide standardised sensor attachment points on critical equipment.



810T Tachometer

- Noncontact tachometer for use with the Fluke 810 Vibration Tester; to measure the speed of motors; conveyor belts; and other moving and rotational systems
- Measures from 6 to 99,999rpm with accuracy to +/-0.05%
- Takes noncontact measurements using a laser beam that works at a distance of 1 to 100cm for user safety
- Integral 50cm cable connects the tachometer to the vibration tester for power and measurement data recording



810PAAC Power Adapter

- AC power adapter with international plug set



SBP810 Smart Battery Pack

Lithium-ion battery pack provides 8-hours of runtime under normal operating conditions



Fluke 830 Laser Alignment

830/MAGNET Compact Sensor/Prism Magnetic Mounting Bracket Set

- High-power magnets attach firmly to shaft couplings
- Narrow profile can mount on equipment with little clearance between the coupling and the machine housing
- Ideal for large-diameter couplings or for the simplest, most rapid set-ups



830/SHIMS Precision Alignment Shim Kit

- Stainless steel precut shims are more accurate and designed to speed up the alignment job - when even minutes of downtime count.
- Bur-free for higher accuracy in alignment
- Time-saving permanent thickness / dimension marking
- Reusable, corrosion-resistant high-quality stainless steel
- Two machine foot sizes and eight thicknesses that fit almost all machine feet

Take your Fluke tools even further with the ability to analyse, interrogate remotely, export and create in depth reports on your PC and smart phone via Fluke's extensive software and application library.

Fluke Product Group	Fluke Software	Compatible Fluke Tools	Availability
Thermal Imaging	Fluke SmartView®	Fluke VT04/VT04A/VT02 Visual Infrared Thermometers Fluke TiR105/110/125 Ti90/95/100/105/110/125 TiS10/20/40/45/50/55/60/65/75, Ti200/300/400/450/450PRO/480/480PRO, Ti450/SF6, TiX500/520/560/580 TiX620/640/660/1000 Infrared Cameras	Free download via www.fluke.com.au
Thermal Imaging	Fluke Connect® SmartView®	Fluke TiR105/110/125 Ti90/95/100/105/110/125 TiS10/20/40/45/50/55/60/65/75, Ti200/300/400/450/450PRO/480/480PRO, Ti450/SF6, TiX500/520/560/580 TiX620/640/660/1000 Infrared Cameras	Free download via www.fluke.com.au
Fluke Connect	Fluke SW3000FC	Fluke Connect Modules, 3000FC DMM, 902FC, 376FC/375FC/374FC <i>Must be used with PC3000FC USB dongle</i>	Free download via www.fluke.com.au
ScopeMeters®	FlukeView2	Fluke 120B Series ScopeMeters®	Sold separately
ScopeMeters®	Fluke SW90W	Fluke 190 Series, 120 Series ScopeMeters®	Sold separately
Power Quality Tools	Fluke Energy Analyse +	Fluke 1748/1746/1742, Fluke 1738/1736/1734/1732, 1730 Power & Energy Loggers	Free download via www.fluke.com.au
Power Quality Tools	PowerLog 430-II Application Software	Fluke 438-II/437-II/435-II/434-II Power Quality Analysers	Free download via www.fluke.com.au
Power Quality Tools	PowerLog Classic	Fluke 345, VR1710, 1735 and 435/434/433 Power Quality Tools	Free download via www.fluke.com.au
Battery Testers	Battery Management Software	Fluke BT521/BT5210/BT510 Battery Testers	Free download via www.fluke.com.au
Process Calibration Tools	DPC/TRACK2	Fluke 754/753 Documenting Process Calibrators	Sold separately
Process Calibration Tools	709H/Track HART Communications Software	Fluke 709/H Precision Loop Calibrator with HART	Sold separately
Process Calibration Tools	700G/Track	Fluke 700G Pressure Gauges (with Interface Cable)	Sold separately
Vibration & Alignment	Vibration Software	810, 805FC/805 Meters/Testers	Free download via www.fluke.com.au
Portable Appliance Testers	DMS/Complete Software	Fluke 6500-2 Portable Appliance Tester	Sold separately
General	Fluke ViewForms	FVF-SC2 (with IR Cable): Fluke 1660/1650 Multifunction Installation Testers (1664FC/1663/1662, 1654B/1653B/1653/1652C), Fluke 50-II Series Thermometers (55-II B/53-II B) FVF-SC4 (with IR Cable): Fluke 8846A, 8845A, 8808A, 45 Bench Digital Multimeters FVF-BASIC (with IR Cable): Fluke 289/287 Meters, 789/787B ProcessMeters, 1555/1550B Insulation Resistance Testers, 180 Series Meters	Sold separately

FLUKE CONNECT KITS



- Fluke 3000 FC General Maintenance System**
- Fluke 3000 FC Series Wireless Multimeter
 - Fluke v3000 Voltage Module
 - Fluke v3001 Voltage Module
 - Fluke a3001 FC Wireless iFlex AC Current Module
 - TL224, TL222, TL175 Test Leads
 - AC285, AC220, AC175 Alligator Clips
 - iFlex i2500-10 Flexible Current Probe
 - Magnetic Hanging Strap (3)
 - Fluke Connect® Wireless PC Adapter
 - Modular 3-Compartment Soft Carry Case



- Fluke a3000 FC Wireless AC Current Clamp Kit**
- Fluke 3000 FC Series Wireless Multimeter
 - Fluke a3000 FC Wireless AC Current Clamp Module
 - TL175 Test Leads
 - AC175 Alligator Clips
 - Modular 3-Compartment Soft Carry Case



- Fluke Wireless v3000 FC AC Voltage Kit**
- Fluke 3000 FC Series Wireless Multimeter
 - Fluke v3000 AC Voltage Module
 - TL175 Test Leads
 - TL224 Test Leads
 - AC175 Alligator Clips
 - AC285 Alligator Clips
 - Magnetic Hanging Strap
 - Modular 3-Compartment Carry Case



- Fluke a3001 FC Wireless iFlex AC Current Clamp Kit**
- Fluke 3000 FC Series Wireless Multimeter
 - Fluke a3001 FC Wireless iFlex AC Current Module
 - TL175 Test Leads
 - AC175 Alligator Clips
 - iFlex i2500-10 Flexible Current Probe
 - Magnetic Hanging Strap
 - Modular 3-Compartment Soft Carry Case



- Fluke Wireless v3001 FC DC Voltage Kit**
- Fluke 3000 FC Series Wireless Multimeter
 - Fluke v3001 DC Voltage Module
 - TL175 Test Leads
 - TL222 Test Leads
 - AC175 Alligator Clips
 - AC220 Alligator Clips
 - Magnetic Hanging Strap
 - Modular 3-Compartment Soft Carry Case



- Fluke 3000 FC Industrial System**
- Fluke 3000 FC Series Wireless Multimeter
 - Fluke a3001 FC Wireless iFlex AC Current Module (3)
 - Fluke v3000 Voltage Module
 - TL224 Test Leads
 - TL175 Test Leads
 - AC285 Alligator Clips
 - AC175 Alligator Clips
 - iFlex i2500-10 Flexible Current Probe (3)
 - Magnetic Hanging Strap (4)
 - Fluke Connect® Wireless PC Adapter
 - Modular 3-Compartment Soft Carry Case



- Fluke Wireless t3000 FC Temperature Kit**
- Fluke 3000 FC Series Wireless Multimeter
 - Fluke t3000 K-Type Thermocouple Thermometer
 - TL175 Test Leads
 - AC175 Alligator Clips
 - 80PK-1 K-Type Bead Thermocouple
 - Other K-Type Temperature Probes also available
 - Magnetic Hanging Strap
 - Modular 3-Compartment Soft Carry Case



- Fluke v3003 FC Wireless AC-DC Voltage Measurement Kit**
- Fluke 3000 FC Series Wireless Multimeter
 - Fluke v3000 AC Voltage Module
 - Fluke v3001 DC Voltage Module
 - TL175 Test Leads
 - TL222 Test Leads
 - TL224 Test Leads
 - AC175 Alligator Clips
 - AC285 Alligator Clips
 - AC220 Alligator Clips
 - Magnetic Hanging Straps (2)
 - Modular 3-Compartment Soft Carry Case



- Fluke 3000 FC HVAC System**
- Fluke 3000 FC Series Wireless Multimeter
 - Fluke a3000 FC Wireless AC Current Clamp Module
 - Fluke t3000 Thermocouple Thermometer
 - TL175 Test Leads
 - AC175 Alligator Clips
 - 80PK-1 K-Type Bead Thermocouple
 - Magnetic Hanging Strap
 - Fluke Connect® Wireless PC Adapter
 - Modular 3-Compartment Soft Carry Case

FLUKE COMBO KITS



279 FC/iFlex TRMS Thermal Multimeter Combo Kit

- 279 FC TRMS Thermal Multimeter
- 18" (45.72 cm) iFlex Flexible Current Probe
- TL175 Test Leads
- Rechargeable Lithium-ion Battery and Charger
- Hanging Strap
- Soft Carrying Case



Fluke 287/289 FlukeView® Forms Combo Kit

- Fluke 287/289 True-RMS Electronics Logging Multimeter
- FlukeView® Forms Software and Cable
- 80BK-A Thermocouple Probe
- TL224 Test Leads with 175 Modular Probe Tips
- AC175 Alligator Clips
- TL71 Probe Caps
- C280 Soft Case



Fluke 287/289 FlukeView® Forms Combo/ with IR Connector

- Fluke 287/289 True-RMS Industrial Logging Multimeter
- FlukeView® Forms Software with Cable
- 80BK-A Thermocouple Probe
- TL71 Silicone Test Lead Set
- AC175 Alligator Clips
- TPAK Magnetic Hanging Kit
- C280 Soft Case
- Fluke IR 3000FC Connector
- AMP Jack Plugset



Fluke 87V/E2 Industrial Electrician Combo Kit

- Fluke 87V True-RMS Industrial Multimeter
- TL224 Silicone Test Leads
- AC220 Alligator Clips
- TP238 Test Probes
- TPAK Magnetic Hanging Kit
- 80BK-A Thermocouple Probe
- C35 Soft Meter Case



Fluke 88V/A Automotive Multimeter Combo Kit

- Fluke 88V Automotive Multimeter
- TL224 Silicone Test Leads
- AC285 Alligator Clips
- TP220 Test Probes
- RPM 80 Inductive RPM
- TPAK ToolPak™ Magnetic Meter Hanging Kit
- 80BK-A Thermocouple Probe
- C800 Carrying Case
- Holster
- 9V Battery (installed)
- Two Automotive Back Probe Pins
- Insulation Piercing Probe



Fluke 3000 FC/1AC-II Wireless Multimeter and Non-Contact Voltage Detector Kit

- Fluke 3000 FC Series Wireless Multimeter
- Fluke 1AC-II VoltAlert™ Tester
- TL224 Test Leads
- TP175 Industrial Test Probes
- AC220 Alligator Clips
- C35 Soft Meter Case
- TPAK Magnetic Hanging Kit



Fluke 3000 FC/TPAK Wireless Multimeter and Magnetic Hanger Combo Kit

- Fluke 3000 FC Series Wireless Multimeter
- TL75 Test Leads
- C35 Soft Meter Case
- TPAK Magnetic Hanging Kit



Fluke 3000FC/EDA2 Combo Kit

- 3000 FC Series Wireless Multimeter
- TL910 Electronic Test Probes
- TL224 Silicone Test Leads
- AC280 Heavy Duty Hook Clips
- C35 Soft Meter Case
- ToolPak™ Magnetic Hanging Kit



Fluke 116/323 HVAC Combo Kit

- Fluke 116 HVAC Multimeter
- Fluke 323 Clamp Meter
- TL175 Test Lead Set
- TPAK Magnetic Hanging Kit
- 80PK-1 Bead Probe
- 80AK-A Thermocouple Adapter
- 80PK-1 Flexible Cuff Pipe Clamp Thermocouple
- C115 Deluxe Soft Carrying Case with Shoulder Strap



Fluke 116/62 MAX+ HVAC Technician's Combo Kit

- Fluke 116 HVAC Multimeter
- Fluke 62 MAX+ Infrared Thermometer
- TL175 Test Lead Set
- TPAK Magnetic Hanging Kit
- 80BK-A Thermocouple Probe
- 80AK-A Thermocouple Adapter
- 80PK-11 Flexible Cuff Pipe Clamp Thermocouple
- C115 Deluxe Soft Carrying Case with Shoulder Strap



Fluke 117/323 Electricians' Multimeter Combo Kit

- Fluke 117 True-RMS Multimeter
- Fluke 323 Clamp Meter
- TL175 Test Lead Set
- TPAK Magnetic Hanging Kit
- C115 Deluxe Soft Carrying Case with Shoulder Strap



Fluke 179/EDA2 Industrial Electronics Combo Kit

- Fluke 179 Multimeter
- 80BK-A Integrated DMM Temperature Probe
- Installed 9V Battery
- AC280 SureGrip™ Hook Clips
- TL910 Electronic Test Probes
- TL224 SureGrip™ Insulated Test Leads
- TPAK ToolPak™ Magnetic Meter Hanger
- Soft Carry Case

Electrical Tester Kits



Fluke T5-600/62 MAX+ /1AC-II Infrared Thermometer and Electrical Tester Kit

- Fluke T5-600 Electrical Tester
- Fluke 62 MAX+ Infrared Thermometer
- Fluke 1AC-II VoltAlert™ Tester
- C115 Soft Meter Case



Fluke T5-H5-1AC-II Electrical Tester Kit

- Fluke T5-1000 Electrical Tester
- Fluke 1AC-II VoltAlert™ Non Contact Voltage Tester
- H5 Holster



Fluke T6-1000/PRV240FS Kit

- Fluke T6-1000 Electrical Tester
- Fluke PRV240FS Proving Unit with FieldSense®
- C60 Soft Case



Fluke T6-HT6-1AC Kit

- Fluke T6-1000 Electrical Tester
- Fluke 1AC-II VoltAlert™ Tester
- H-T6 Holster



Fluke T6-600/62MAX+/1AC Kit

- Fluke T6-600 Electrical Tester
- Fluke 62MAX+ Infrared Thermometer
- Fluke 1AC-II VoltAlert™ Tester
- C60 Soft Case

Insulation Tester Kits



Fluke 1587/i400 Current Clamp FC Kit

- Fluke 1587 FC 2-in-1 Insulation Digital Multimeter
- Fluke i400 Current Clamp
- TP165X Remote Test Probe
- TL224 Test Leads
- AC285 Alligator Clips
- 80BK-A Thermocouple Probe
- Hard Case



Fluke 1587 FC Advanced Electrical Troubleshooting Kit

- Fluke 1587 FC 2-in-1 Insulation Digital Multimeter
- Fluke i400 Current Clamp
- Fluke 62 MAX+ Infrared Thermometer
- TP165X Remote Test Probe
- TL224 Test Leads
- AC285 Alligator Clips
- 80BK-A Thermocouple Probe
- Hard Case



Fluke 1587/MDT FC Advanced Motor and Drive Troubleshooting Kit

- Fluke 1587 FC 2-in-1 Insulation Digital Multimeter
- Fluke i400 Current Clamp
- Fluke 9040 Phase Rotation Indicator
- TP165X Remote Test Probe
- TL224 Test Leads
- AC285 Alligator Clips
- 80BK-A Thermocouple Probe
- Hard Case



Fluke 1550C 5 kV Insulation Tester Kit

- Fluke 1550C Insulation Resistance Tester
- TL1550B Alligator Clips and Test Lead Set
- TLK1550 Heavy Duty Alligator and Test Lead Set
- FlukeView® Forms Basic CD
- Infrared Adapter to USB Cable
- IP67 Hard Case
- AC Power Cord



Fluke 1555 10kV kV Insulation Tester Kit

- Fluke 1555 Insulation Resistance Tester
- TL1550B Alligator Clips and Test Lead Set
- TLK1550 Heavy Duty Alligator and Test Lead Set
- FlukeView® Forms Basic CD
- Infrared Adapter to USB Cable
- AC Power Cord
- IP67 Hard Case



Fluke 1621 Basic Earth Ground Tester Kit

- Fluke 1621 Earth Ground Tester
- Two GEO Cable Reels (1-25 m, 1-50 m)
- ES-162P3 Three Earth Ground Stake Set
- TL224 Test Lead Set
- AC285 Alligator Clips
- Hard Carrying Case



Fluke 1623-2 GEO Earth Ground Tester Kit

- Fluke 1623-2 GEO Earth Ground Tester
- GEOX Probe Cable
- EI-1623 Clamp Set
- 3 Cable Reels
- 4 Earth Ground Stakes
- C1620 Carrying Case



Fluke 1625-2 GEO Earth Ground Tester Kit

- Fluke 1623-2 GEO Earth Ground Tester
- GEOX Probe Cable
- EI-1623 Clamp Set
- 3 Cable Reels
- 4 Earth Ground Stakes
- C1620 Carrying Case

OTHER KITS

Infrared Thermometer Kits



Fluke 62 MAX+/323/1AC IR Thermometer, Clamp Meter and Voltage Detector Kit

- Fluke 62 MAX+ IR Thermometer
- Fluke 323 True-RMS Clamp Meter
- Fluke 1AC-II VoltAlert
- TL175 TwistGuard™ Test Leads
- C115 Softcase



Fluke 414D/62MAX+ Laser Distance Meter/Infrared Thermometer Combo Kit

- Fluke 414D Laser Distance Meter
- Fluke 62 MAX+ Infrared Thermometer
- Soft Case for each model



Fluke VT04 Visual Infrared Thermometer Maintenance Combo Kit

- Fluke VT04 Visual Infrared Thermometer
- Fluke 1507 Insulation Resistance Tester



Fluke VT04 Visual Infrared Thermometer HVAC Combo Kit

- Fluke VT04 Visual Infrared Thermometer
- Fluke 902 True-RMS HVAC Clamp Meter
- Fluke 116 HVAC Multimeter



Fluke VT04 Visual Infrared Thermometer Electrical Combo Kit

- Fluke VT04 Visual Infrared Thermometer
- Fluke 376 AC/DC True-RMS Clamp Meter with 18-inch iFlex™
- Fluke 117 Electricians' Multimeter

Indoor Air Quality Kits



Fluke 922 Airflow Meter/Micromanometer Kit

- Fluke 922 Airflow Meter
- 12 inch Pitot Tube
- Two Rubber Hoses
- TPAK Magnetic Strip
- TPAK Strap, 9 inches
- TPAK Latch Tab
- User Manual
- Hard Carrying Case



Fluke 975V AirMeter™ Calibration Kit with Velocity Probe

- Fluke 975 AirMeter™
- Calibration Cap
- 475VP Air Velocity Probe
- FlukeView® Forms Software
- Power Adapter
- International Power Plugs
- Hard Carrying Case

Process Calibration Kits



Fluke 700PTPK Pneumatic Test Pump Kit

- 700PTP-1 Pneumatic Hand Pump
- Hose Kit (1) and Adapters
- Hard Case



Fluke 700HTPK Hydraulic Test Pump Kit

- 700HTP-2 Hydraulic Hand Pump
- Hose Kit (1) and Adapters
- Hard Case



Fluke 700PTPK2 Premium Pneumatic Test Pump Kit

- 700PTP-1 Pneumatic Hand Pump
- Premium, 'no tools required Gauge' Connector
- Premium Transmitter Test Hose Kit (1) and Adapters
- Hard Case



Fluke 700HTPK2 Premium Hydraulic Test Pump Kit

- 700HTP-2 Hydraulic Hand Pump
- Premium, 'no tools required' Gauge Connector
- Premium Transmitter Test Hose Kit (1) and Adapters
- Hard Case



Fluke Connect® 789 ProcessMeter™ and Temperature Kit

- Fluke 789 ProcessMeter™
- Fluke t3000 FC Wireless K-Type Temperature Module
- Fluke ir3000 FC Connector
- TL71 Premium Test Lead Set
- AC72 Alligator Clips
- 4 AA Alkaline Batteries (installed)
- User Manual
- Quick Reference Guide



FLUKE NETWORKS

FEATURED COPPER CABLE TEST SOLUTIONS



Pro3000™ Analog Tone and Probe

- Tone and trace on non-active networks
- Identify exact pair with SmartTone technology and five distinct tones
- Loud speaker on probe easy to hear through drywall, wood, and other material
- Clips allow easy access to individual pairs and RJ11 easily connects to telephone jacks—no need for adapters

Search for:
26000900 Tone and Probe Kit



IntelliTone™ Pro 200 LAN Tone and Probe

- Digital toning eliminates noise and false signals
- SmartTone™ analog toning isolates individual wire pairs
- Locates cables safely and effectively on active networks
- Visible end-to-end continuity test
- Built in wire mapper
- Works on twisted pair, audio, and video cabling

Search for:
MT-8200-60-KIT



MicroMapper™

- Simple verification of wiremaps and identification of faults with LEDs
- Tests twisted pair cables for open circuits, shorts, crossed pairs, reversed pairs and split pairs
- Remote identifier enables one-person testing
- Built-in tone generator for tracing installed cables hidden in walls, floors and ceilings. Works with Pro3000™ Tone and Probe (sold separately)

Search for:
MT-8200-49A



TS™100 Cable Fault Finder

- Measure cable length on
- Numeric distance display
- Identify pairs with SmartTone™ generation technology
- Identify and locate distance to opens and shorts
- Works on any two or more conductor cable up to 3,000 feet (915 metres)

Search for:
26500000 TS100 with BNC to Alligator Clips



MicroScanner² Cable Verifier

- Displays cable length, wiremap, cable ID, and distance to fault
- Detects Ethernet, POTS and PoE
- Locates virtually any cable or wire pair with IntelliTone™ digital and analog toning
- Tests RJ11, RJ45, coax, with no adapters
- “Large” backlit LCD makes results crystal clear in any work environment

Search for:
MS2-100, MS2-KIT



CableIQ™ Qualification Tester

- Works on live networks to provide Ethernet switch detection and link configuration
- Measure cabling performance (10/100/1000 Mbps)
- Diagnose opens, shorts, split pairs, insertion loss, crosstalk, noise issues
- Graphically maps wiring configuration and shows distance to faults
- Tests twisted-pair, coax, and audio
- Locate and trace cables with IntelliTone 200 Digital Probe (included with CIQ-KIT)

Search for:
CIQ-100, CIQ-KIT

FEATURED COPPER CABLE TEST SOLUTIONS



	Pocket Toner	Pro 3000	IntelliTone Pro	Micro-Mapper	TS100	MS2-100	CIQ-100
Port Location ID							
Digital toning			✓			✓	✓
Analog toning	✓	✓	✓	✓	✓	✓	✓
Switch presence			✓			✓	✓
VDV service detection						✓	✓
Cable Verification							
Cable wiremap			✓	✓		Graphical	Graphical
Cable length					✓	✓	✓
Qualified cabling speed (10/100/1000/VoIP)							✓
Cable Troubleshooting							
Identify open/short	✓	✓	✓	✓	✓	✓	✓
Distance to open/short					✓	✓	✓
Locate crosstalk fault							✓
Identify and locate impedance fault							✓



Pocket Toner®

- Low-voltage circuit protection for both the unit and the detachable toner
- Dual audible indicators in the main body and detachable buzzer toner units
- Auto shut-off
- Easy-to-read indicators; removable push-on connectors
- Male and female adaptable toner section
- Lightweight, durable anodised aluminum body
- Type F connector for Coax Cable

Search for:
PTNX2, PTNX2-DLX, PTNX2-CABLE



PTNX8

All the features of the PTNX2 plus more—test up to 8 cables at once for continuity, shorts, opens, 50-75 Ω termination, and polarity with Dial Tone Detective™ adapter.

Search for:
PTNX8, PTNX8-CABLE, PTNX8-CT, PTNX-DLX, or PTNX8-VV-PRO

TERMINATION TOOLS AND ADAPTERS

Ergonomic design, high-quality materials and Fluke Networks quality for separating, stripping and cutting wire. Perfect tools for your every job.



	Modular Crimper	Need-L-Lock™ Crimping Pliers	D-Snips™	Cable Strippers	Probe Pic	Can Wrenches
SKU	99450263	22054650	99463363	99450247	88083998	88083970



Pro-Tool™ Kits

- Ergonomically designed Dur-a-Grip™ pouch for convenient tool storage on belt
- D914™ and D814™ industry standard punchdown tools make for solid terminations
- Easy to use cable stripper quickly rings and slits many types of cable
- Probe Pic checks for loose or damaged connections
- Cut and strip wire with Electricians' D-Snips™
- Three kit combinations available

Search for:
11293000



JackRapid™ Punchdown Tool

- Terminate jacks eight times faster than traditional impact tools. The patented design seats and terminates all wires simultaneously. Built-in blade cuts off the excess wire eliminating the need for a secondary trim step
- High-quality, consistent terminations
- Ergonomic design reduces hand fatigue
- Convenient, built-in stripper
- Multiple versions support several jack manufacturers



D914™ Series Impact Tools

- Hook, spudger and blade storage tools are built into the handle
- Select low impact for 24/26 gauge wire or high impact for 22-gauge wire
- Optional Phillips-head or flat screwdriver blade
- Supports a variety of torque tool bits and sockets
- Easy blade insertion, locks in place
- D914S features soft touch rubber handle and ergonomic design

Search for:
10061501 D914S impact tool with EverSharp 110, EverSharp 66 blade and free blade

Punchdown Blades

Model	Description
10176500	EverSharp 110 blade
10178600	EverSharp 110/66 cut blade
10056500	EverSharp 66 blade
10565000	Krone blade
10565110	Krone/110 cut blade
10176000	110 blade
10436001	Centerpunch blade
10465001	3M System D blade
10645001	Wood screw starter punch
10665000	BIX blade
10056000	66 blade
10057000	630 blade
10979002	Blade storage case

JackRapid™

Model	Description
JR-PAN-2	For Panduit NK6X88M, NK688M, NKP5E88M
JR-ADC-2	For ADC C6a CopperTen® UTP RJ45 jack and C6 TrueNet® KM8 UTP RJ45
JR-ORT-2	For Ortronics® TJ5E00, TJ600, TJ610
JR-SYS-2	For Systimax® MGS400, MGS600, MFP420, MFP520 and Commscope® UNJ10G
JR-LEV-2	For Leviton® 61110, 5G110, 6110G
JR-SYS-UNI-1	For Systimax MPS100E, C5, M1BH and Commscope UNJ600/500/300
JR-LEV-1	For Leviton 41106, 41108, 5G108

TELEPHONE TEST SET COMPARISON



	TS 54 TDR	TS 52 PRO	TS 22A	TS 22	TS 25D	TS 30	TS 19
TDR to detect shorts, opens, and distance to open	✓						
Built-in toner	✓						
Display—back lit LCD and glow-in-the-dark keypad	✓	✓			LCD only		
Extended range high-impedance DataSafe operation in monitor mode	✓	✓			✓		
Data lockout protection Data lockout override	✓	✓			✓		
DSL/POTS filtering technology	✓	✓			✓		
Low/high voltage indication	✓	✓			✓		
Low current (mA) indication	✓	✓			✓		
Over voltage protection Over current protection	✓	✓	✓	✓	✓	✓	
Two-way speakerphone for true hands-free conversations	✓	✓	✓				
One-way amplified speaker for hands-free monitoring	✓	✓	✓	✓	✓		
Waterproof—exceeds American Military Spec. MIL-STD-810E	✓	✓					
DropSafe—passes 20 foot (6 metre) drop test onto concrete	✓	✓	✓	✓		✓	
Polarity indication in talk mode	✓	✓	✓	✓	✓	✓	✓
Stores nine 18-digit numbers in repertory dialer (speed dialing)	✓	✓	✓	✓	✓		

4 and 8 Wire Modular Adapters

- Easily complete testing and obtain circuit access on working lines without disrupting service
- Clear circuit markings on the sides and bottom of the unit
- Test line status with the 4-wire modular adapter



Model	Description
10113000	4 wire
10210100	4-wire in-line
10210101	4-wire in-line with K-Plug
10220100	6-wire in-line
10220101	6-wire in-line with K-Plug
10230100	8-wire in-line
10230101	8-wire in-line with K-Plug

INDEX

TEST TOOLS

1		
1000FLT	39	
116/323 KIT	21, 166	
116/62MAX+ KIT	21, 166	
117/323 KIT	21, 166	
123B/AU	98-99	
123B/AU/S	98-99	
124B/AU	98-99	
124B/AU/S	98-99	
125B/AU	98-99	
125B/AU/S	98-99	
1502A	116	
154 HART	110	
1550C	75	
1550C FC	75	
1550C FC KIT	75, 167	
1550C KIT	75, 167	
1551AEX	117, 135	
1552AEX	117, 135	
1555 FC	75	
1555 FC KIT	75, 167	
1555 KIT	75, 167	
1586A	115	
1587 FC	73	
1587/62+ FC KIT	73, 167	
1587/1400 FC KIT	73, 167	
1587/MDT FC KIT	73, 167	
1587T	73	
1620A	116	
1621-KIT	78, 167	
1623-2	77	
1623-2 KIT	77, 167	
1625-2	77	
1625-2 KIT	77, 167	
1630-2 FC	79	
1662 AU	81	
1663 FVF AU	81	
1664 FC FVF AU	81	
1732/B	88	
1732/INTL	88	
1734/B	88	
1734/INTL	88	
1736/B	89	
1736/INTL	89	
1738/B	89	
1738/INTL	89	
1742/15/INTL	90	
1742/30/INTL	90	
1746/15/INTL	90	
1746/30/INTL	90	
1748/15/INTL	90	
1748/30/INTL	90	
1750/ET	91	
1760 BASIC	92	
1760 INTL	92	
1760TR BASIC	92	
1760TR INTL	92	
179/EDA2	19, 166	
180LG	43	
180LG SYSTEM	43	
180LR	43	
180LR SYSTEM	43	
190-062/AU	97	
190-062/AU/S	97	
190-102/AU	97	
190-102/AU/S	97	
190-104/AU	97	
190-104/AU/S	97	
190-202/AU	97	
190-202/AU/S	97	
190-204/AU	97	
190-204/AU/S	97	
190-502/AU	97	
190-502/AU/S	97	
190-504/AU	97	

190-504/AU/S	97	
1AC-A1-II	37	
2		
2042 T	40	
2271A	128	
2638A	115	
27 II	22	
2700G-BG	125	
2700G-G	125	
279 FC I/B KIT	14, 166	
279 FC/IFLEX	14	
28 II	22	
28 II EX/AU	22	
287/FVF KIT	16, 166	
287/FVF/IR3000 KIT	16, 166	
289/FVF KIT	16, 166	
289/FVF/IR3000 KIT	16, 166	
28-IIEX AU	22, 135	
3		
3000 FC	15	
3000 FC GM KIT	15, 165	
3000 FC HVAC KIT	15, 165	
3000 FC IND KIT	15, 165	
3000 FC/1AC-II KIT	15, 166	
3000 FC/EDA2 KIT	15, 166	
3000 FC/TPAK KIT	15, 166	
3130-G2M	128	
368 FC	30	
369 FC	30	
374 FC	29	
375 FC	29	
376 FC	29	
3PG	43	
3PR	43	
4		
414D	44	
414D/62MAX+ KIT	44, 168	
419D	44	
424D	44	
434-II	93	
434-II/BASIC	93	
435-II	93	
435-II/BASIC	93	
437-II	93	
437-II/BASIC	93	
438-II	94	
438-II/BASIC	94	
438-II/INTL	94	
5		
51 II	50	
52 II	50	
53 II B	50	
54 II B	50	
568EX	47, 135	
572-2	48	
6		
6109A	116	
6200-2	82, 83	
62MAX	49	
62MAX+	49	
62MAX+/323/1AC KIT	49, 168	
64MAX	49	
6500-2	82, 83	
7		
700G	122-123	
700G-TRACK	123	
700HPPK	127	
700HTPK KIT	122, 168	
700HTPK2 KIT	122, 168	
700PTPK KIT	122, 168	
700PTPK2 KIT	122, 168	
700RG	122-123	
707EX	107, 135	
709H	108	
709H/TRACK	108, 163	
7109A	116	
712B	112	
714B	112	
718EX	118, 135	

719PRO	119	
721EX	120, 135	
725EX	111, 135	
750PAXX	124	
750PDXX	124	
750PEXXX	124, 135	
750PVXX	124	
750PXXX	124	
750SWDPC/TRACK2	121	
7526A	117	
754/750SW	109, 163	
77IV	23	
787B	106	
789/T3000 FC KIT	106, 168	
8		
805 FC	130	
820-2	132	
830/SHIMS	133, 162	
83V	17	
87V	17	
87V/E2 KIT	17, 166	
8808A	25	
8808A/SU	25	
8845A	25	
8845A/SU	25	
8846A	25	
8846A/SU	25	
88-5	18	
88-5/A KIT	18, 166	
9		
902 FC	30	
9100S	114	
9100S-A-256	114	
9100S-B-256	114	
9100S-C-256	114	
9100S-D-256	114	
9102S	114	
9190A	114	
9190A-X-P	114	
922/KIT	66, 168	
975V	65	
975V AM CAL KIT	65	
975V/VP	65, 168	
9936A	116	
A		
A3000 FC	7	
A3000 FC KIT	7, 165	
A3001 FC KIT	7, 165	
A3001FC	7	
A3002 FC	7	
A3003 FC	8	
A3004 FC	8	
B		
BT510	34	
BT520	34	
BT521	34	
C		
CO-205	68	
CO-220	68	
CV200	63	
CV201	63	
CV300	63	
CV301	63	
CV400	63	
CV401	63	
D		
DS701	61	
DS703 FC	61	
F		
FP FOOD PLUS	50	
FP FOOD PLUS PRO	50	
I		
IR3000 FC	11, 153	
L		
LDG	43	
LDR	43	

LENS/25MAC2	62	
LENS/25MAC2	62	
LENS/4XTELE2	62	
LENS/TELE2	62	
LENS/WIDE2	62	
LENS/WIDE2	62	
LVD1A	37	
LVD2	37	
P		
P3000	126	
P3011	126	
P3012	126	
P3013	126	
P3014	126	
P3015	126	
P5510-2M	125	
P5513-20M	125	
P5514-70M	125	
P5515-140M	125	
P5531	125	
P5532	125	
PC3000 FC	11, 153	
PLS 180G KIT	43	
PLS 180G SYS	43	
PLS 180G Z	43	
PLS 180R KIT	43	
PLS 180R SYS	43	
PLS 180R Z	43	
PRV240	24	
PRV240FS	24	
R		
RLD2	67	
RSE300	60	
RSE600	60	
T		
T110	38	
T130	38	
T150	38	
T3000 FC	10	
T3000 FC KIT	10, 165	
T5-1000	37	
T5-600	37	
T5-600/62+/1AC KIT	37, 167	
T5-H5-1AC KIT	37, 167	
T6-1000	36	
T6-1000/PRV240FS KIT	36, 167	
T6-600	36	
T6-600/62MAX+/1AC KIT	36, 167	
T6-HT6-1AC KIT	36, 167	
T90	38	
TI300	56-57	
TI400	56-57	
TI450	56-57	
TI450 PRO	56-57	
TI450 SF6	56-57	
TI480	56-57	
TI480 PRO	56-57	
TIS10	54-55	
TIS20	54-55	
TIS40	54-55	
TIS45	54-55	
TIS50	54-55	
TIS55	54-55	
TIS60	54-55	
TIS65	54-55	
TIS75	54-55	
TIX1000	58-59	
TIX500	58-59	
TIX520	58-59	
TIX560	58-59	
TIX580	58-59	
TIX620	58-59	
TIX640	58-59	
TIX660	58-59	
V		
V3000 FC	9, 165	
V3000 FC KIT	9, 165	
V3001 FC	9, 165	
V3001 FC KIT	9, 165	
V3003 FC KIT	9, 165	
VR1710	87	

VTO4	51	
VTO4A	51	
VTO4-ELEC-KIT	51, 168	
VTO4-HVAC-KIT	51, 168	
VTO4-MAINT-KIT	51, 168	
X		
XLENS/MACRO1	62	
XLENS/MACRO2	62	
XLENS/MACRO3	62	
XLENS/SUPTLE	62	
XLENS/SUP-WIDE	62	
XLENS/TELE	62	
XLENS/WIDE	62	
ACCESSORIES		
1523-CASE	117	
1551-CASE	117	
1551-CBL	117	
1586-2586/C	115	
1586-CASE	115	
166X-MTC-AU	81	
1730-CABLE	158	
1732/UPGRADE	158	
1736/UPGRADE	158	
173X-HANGER	157	
1742-6/8 UPGRADE	158	
174X GPS-REC	158	
174X HANGER	157	
1750/CASE	158	
17XX AUX	158	
17XX i40S-EL	157	
17XX-TL 0.18M	157	
17XX-TL 0.1M	157	
17XX-TL 1.5M	157	
2384-X	117	
2638A-100	115	
2638A-20CHKKIT	115	
3.8MM SCOPE	61	
3PHVL-1730-5M	157	
3140R	158	
3210-PR-TF-II	158	
3310-PR-TF-II	158	
3312-PR-TF-II	158	
4180-APRT 2	115	
4180-CASE	115	
430-II/MA	94, 157	
5.5MM SCOPE	61	
5616-X-P	117	
700HPM	127	
700HPT-BSP	127	
700HPT-MET	127	
700HPT-NPT	127	
700HTH-1	161	
700HTP-2	161	
700ILF	161	
700-IV	161	
700LTP-1	161	
700PMP	161	
700PRV	161	
700PTP-1	1	

DS7XX NECKSTRAP	61	SBP810	162	VPS41	159
EARTH STAKE	78	SCC120B	99	VPS410-II-R	159
EBC290	160	SCC128	159	VPS420-X	160
ES-162P3	78	SCC198	159	VT04-BATTERY	153
ES165X	81	SCC290	97	VT04-CHARGER	51, 153
F17XX CABLE MARKERS	158	SCC298	159	VT-HOLSTER	51
FC SD CARD	11	SP120B	98	WC100	157
FLK-TI-BLUETOOTH	155	SP-SCAN-6000	82	ZERO ADAPTER	81
FLK-XBATTERY	155	ST1760	158		
FLK-XCHARGER	155	STL120-IV	159		
FLK-XETHERNET	155	SV225	153		
FLK-XHDMI CABLE	155	SW90W	96		
FLK-XPOWER PLUG	155	T5-KIT	142	10056000	172
FOM	153	T5-RLS	37	10056500	172
FTP-1	140	TI-CAR CHARGER	155	10057000	172
FTPL-1	140	TI-SBC3B	155	10113000	173
FVF-BASIC	163	TI-SBP3	155	10176000	172
FVF-SC2	81, 163	TI-SBP4	155	10176500	172
GPS430-II	157	TI-TRIP0D	43, 155	10178600	172
H15 Holster	152	TI-TRIP0D2	155	10210100	173
H3	151	TI-TRIP0D3	155	10210101	173
H5	152	TI-VISOR	155	10220100	173
H6	152	TI-VISOR2	155	10220101	173
H80M	152	TI-VISOR3	155	10230100	173
H900	139	TL175	138	10230101	173
HART DRYWELL CABLE	113	TL220	142	10436001	172
HC120	160	TL221	139	10465001	172
HH290	159	TL222	139	10565000	172
HT6	152	TL223-1	142	10565110	172
i1000s	146	TL224	139	10645001	172
i1010	148	TL225	142	10665000	172
I17XX-FLEX1500	157	TL238	140	10979002	172
I17XX-FLEX3000	157	TL26A	138	11293000	172
I17XX-FLEX6000	157	TL27	139	CABLE STRIPPERS	172
i200	146	TL28A	154	CAN WRENCHES	172
i2000 FLEX	146	TL40	138	CIQ-100	170, 171
i200s	146	TL71	138	CIQ-KIT	170
i2500-10 FLEX	29	TL75	138	D914S	172
i2500-18 FLEX	29	TL76	138	D-SNIPS	172
i30	148	TL80A	142	JACKRAPID TOOL	172
i3000s	146	TL81A	142	JR-ADC-2	172
i3000s FLEX	146	TL82	154	JR-LEV-1	172
i3010s	148	TL910	138	JR-LEV-2	172
i30s	148	TL930	140	JR-ORT-2	172
i310s	148	TL932	140	JR-PAN-2	172
i400	146	TL935	140	JR-SYS-2	172
i400s	146, 157	TL940	140	JR-SYS-UNI-1	172
I40S-PR	158	TL950	140	Modular Crimper	172
i410	148	TL960	140	MS2-100	170, 171
I430-FLEXI-TF-II	157	TL970	140	MS2-KIT	170
I5s	146	TLK1550-RTL	75	MT-8200-49A	170
I5SPQ3	157	TLK-220	142	MT-8200-60-KIT	170
I5S-PR	158	TLK-225	142	Need-Lock Crimping Pliers	172
I6000S FLEX	146	TLK281	154	POCKET TONER	171
I7XX-FLEX1.5KIP	158	TLK282	154	PRO 3000	170
I7XX-FLEX3KIP	158	TLK287	142	PROBE PIC	172
I7XX-FLEX6KIP	158	TLK289	142	PTNX2	171
i800	146	TLK290	140	PTNX2-CABLE	171
IP65 VOLT CONN	157	TLK291	140	PTNX2-DLX	171
IR189USB	153	TLS430	157	PTNX8	171
IR3000 FC	11, 153	TP1	139	PTNX8 -CABLE	171
L200	152	TP165X	138	PTNX8 -CT	171
L205	152	TP175	139	PTNX-DLX	171
L206	152	TP2	139	PTNX8-VV-PRO	171
L207	152	TP220	139	TS100	170, 171
L210	152	TP38	140	TS19	173
L211	152	TP4	140	TS22	173
L215	152	TP40	154	TS22A	173
MC50/MC6	153	TP74	140	TS25D	173
MP1-3R/1B	157	TP80	140	TS30	173
MP1-MAGNET PROBE 1	157	TP81	154	TS52 PRO	173
OC4USB	159	TP82	154	TS54 TDR	173
P5543	126	TP88	154		
PC3000 FC	11, 153	TP912	138		
PK-2271-XXX	128	TP920	138		
PM9081	160	TPAK	152		
PM9082	160	TPS CLAMP 10A/1A	158		
PM9091	160	TPS CLAMP 200A/20A	158		
PM9092	160	TPS CLAMP 50A/5A	158		
PM9093	160	TPS FLEX 18-TF-II	158		
PMM-CAL-KIT-20M	128	TPS FLEX 24-TF-II	158		
PT12	66	TPS FLEX 36-TF-II	158		
PV350	153	TPS VOLTPROBE	158		
RPM80	154	TRM50	160		
RSE-MB	60	VPS210-X	159		

FLUKE NETWORKS

Limited Lifetime Warranty

Lifetime is defined as seven years after Fluke discontinues manufacturing the product, but the warranty period shall be at least ten years from date of purchase; (Lifetime Warranty applies to products manufactured after October 1996). The warranty does not cover manuals, fuses, disposable batteries, damage from neglect, misuse, contamination, alteration, accident or abnormal conditions of operation or handling, including failures caused by use outside of the product's specifications, or normal wear and tear of mechanical components. This warranty covers the original purchaser only and is not transferable.

Fluke Australia Pty Ltd ACN 086 173 882 Warranty

Fluke Australia's obligations regarding product warranties are outlined on the Fluke website at fluke.com/au/warranties Fluke Australia's warranty will always apply to Fluke branded products imported or supplied by Fluke Australia.

1. Our warranty does not apply to any products purchased at auction (whether online or otherwise). If you buy a Fluke product at auction then we do not warrant that product; and
2. Our warranty does not apply to any Grey Products that you buy from a non-Fluke Australia Authorised Distributor.

Fluke Australia recognises that it is the right of every Consumer to decide who they purchase products from. However, if the Consumer chooses to purchase Fluke branded products from any supplier other than Fluke Australia (where applicable), or a non-authorised distributor or reseller in Australia, New Zealand or the Pacific Island region who have not obtained their products from Fluke Australia, then you may be purchasing a product that is not covered by Fluke Australia's warranty.

If you would like to know which distributors or resellers stock Fluke branded products that come with our warranty, then please refer to the Where to Buy section of our website at fluke.com/au/wtb

Protect your Fluke investment.

Fluke Australia sells its products only through its network of Authorised Distributors and Wholesalers in Australia, New Zealand and the Pacific Island regions which can be found at fluke.com/au/wtb

Fluke stand behind their products. We strive to provide quality products, exceptional customer service, and a warranty that protects your investment in the event your product should encounter any issues. To ensure you receive the quality service you deserve, we select Fluke Authorised Distributor's and Service Centre's whom we believe share our vision of quality and service and are providing you 100% Fluke genuine product for use in the local market.

Benefits of purchasing via a Fluke Australia Authorised Reseller*

- Be reassured you've purchased a 100% Fluke genuine product
- Your Fluke investment is covered by Fluke Australia's warranty.
- Get more back: Take advantage of Fluke Australia's exclusive deals and promotional offers
- Get the Fluke Service you expect
- Training and support on your Fluke product

Find your local Fluke Australia authorised reseller at: fluke.com/au/wtb

*If you are currently purchasing via a local electrical wholesaler in Australia, New Zealand or the Pacific Island regions who are not on our Where to Buy Page, please contact them direct and ensure they are purchasing from a Fluke Authorised Distributor.



Going Green

Fluke is proud to launch its "Going Green" initiative, a movement aimed at minimising environmental impact. As part of this initiative, we are reducing our carbon footprint. Among other efforts, this includes eliminating paper manuals, inserts and software CDs in product shipments. We are "Going Green" on more products every day. Join us in helping the environment by choosing paperless options. It is easier than ever to access documents and download them online. The choice is yours!



Contact us


Customer Service and Technical Support enquiries

Fluke Australia Pty Ltd




 1800 1 FLUKE
 auinfo@fluke.com
 www.fluke.com.au

Service Warranty and Calibration enquiries

Celetech Australia Pty Ltd

 1800 256 838
 info@celetech.com.au
 www.celetech.com.au

Celetech New Zealand

 0800 425 367
 info@celetech.com.au
 www.celetech.co.nz

Fluke. *The Most Trusted Tools in the World.*

Join the Conversation

Follow Fluke Australia on



Facebook
facebook.com/flukeaustralia



Twitter
[@FlukeAustralia](https://twitter.com/FlukeAustralia)

Follow Fluke Corporation on



LinkedIn



YouTube

www.fluke.com.au

Fluke Australia Pty Ltd.

Locked Bag 5004
Baulkham Hills, NSW 2153
Australia

© 2018, Fluke Australia Pty Ltd.
While all care has been taken to ensure accuracy of all descriptions; information within this catalogue is not legally binding and Fluke Australia Pty Ltd reserves the right to correct errors or misprints or other statutory charges that are out of our control and deemed necessary at anytime without further notice; hence responsibility for the accuracy and completeness is excluded. (Changes or variations are not to affect quality or performance).